Ningbo Vichnet Technology Co., Ltd.

Tel: +86-13094835367
Email: admin@vichnet.com
Website: www.vichnet.com
Headquarters Address: No. 11, Weichuang Road, Zhenhai District, Ningbo City, China.
Document No: VICH-202607-EN

Scan the QR code
to follow our WeChat public account.

Cable Management Systems

Trunking · Ladder · Perforated Tray



VICHnet



CABLE TRUNKING





Officially certified
as the first UL Witnessed Test Laboratory in China

Multiple products are UL certified,
with our certified product portfolio continuously expanding.

For detailed certification information, please refer to the options below.
https://productiq.ulprospector.com/en/search?term=VICHNET

Standards Compliance & Technical Overview

Our cable tray and ladder systems are designed and manufactured in accordance with GB/T 21762-2008 Cable Management - Cable Tray Systems and Cable Ladder Systems. This standard is developed with reference to international practices such as IEC 61537:2006, ensuring reliable performance in terms of mechanical strength, electrical continuity, and corrosion resistance.
Note: All technical test reports are issued based on GB/T 21762-2008.

01 Mechanical Performance

① Safe Working Load (SWL)
Mechanical strength is a critical parameter for cable support systems and is evaluated based on the Safe Working Load (SWL).
Under rated load conditions:
●Longitudinal deflection < 1/100 of the span
●Transverse deflection < 1/20 of the tray width
These limits ensure structural stability and safe operation during service.
②Impact Resistance
Impact resistance is tested in accordance with GB/T 2423.55–2006 (reference: IEC60068-2-75:2014), using a pendulum hammer method.
This ensures the system maintains integrity under accidental impacts.

Impact Energy (J)	Equivalent Mass (kg)	Drop Height (mm)
2J	0.5kg	400±4mm
5J	1.7kg	295±3mm
10J	5.0kg	200±2mm
20J	5.0kg	400±4mm
50J	10kg	500±5mm

Impact Resistance Test (Reference Table)

02 Electrical Continuity

Electrical continuity is essential for safe grounding and equipotential bonding.
According to GB/T 21762-2008:
●With joints: ≤ 50 mΩ/m
●Without joints: ≤ 5 mΩ/m
These requirements guarantee stable electrical performance across the system.

03 Corrosion Resistance

All system components must provide adequate corrosion protection. Compliance is verified through one or more of the following methods:
●Declaration (manufacturer's statement of conformity)
●Measurement (coating thickness verification)
●Testing (Neutral Salt Spray Test - NSS)

Material-specific requirements
●Non-metallic components→ Naturally corrosion-resistant; no additional testing required
●Galvanized or stainless steel components→ Compliance can be demonstrated by:
■Declared corrosion class (e.g., Class 1-8, 9A-9D) ■Coating thickness measurement
●Other metallic coatings or non-classified galvanized steel→ Must pass NSS testing for specified duration.
●Aluminum alloys, other metals, and organic coatings→ Requirements are under ongoing standard development.

Test Method References
●Coating thickness measurement: GB/T 4956-2025 (reference: ISO 2178:2016)
●Neutral Salt Spray Test (NSS): accelerated corrosion testing method. After NSS testing (reference: ISO 9227). Corrosion level shall not exceed Grade 4 according to GB/T 6461-2002 (reference: ISO 10289:1999)
Corrosion performance is validated through a combination of coating thickness control and accelerated salt spray testing, ensuring long-term durability in harsh environments.

Corrosion Class	0	1	2	3	4	5	6	7	8
Test Duration (hours)	/	24	96	155	195	450	550	700	850

Salt Spray Test Duration (Reference Table)

Load & Fill Chart

Part Number	Height (mm)	Width (mm)	Length (mm)	Recommended Tray Thickness (mm)	Span length (m)	Load (kg/m)
CT50X300	50	300	2000	1.2	1.5	210
CT75X300	75	300	2000	1.2	1.5	335
CT100X300	100	300	2000	1.2	1.5	400
CT150X300	150	300	2000	1.2	1.5	410
CT200X300	200	300	2000	1.2	1.5	510
CT250X300	250	300	2000	1.2	1.5	510

All data listed in this table are field-measured data.



Cable Trunking Contents

Cable Trunking

CT50 Series	CT50
Horizontal 90° Bend	CT-ELB90
Horizontal Tee	CT-TEE
Horizontal Cross	CT-CRS
Outside Riser	CT-ERS
Inside Riser	CT-IRS
Vertical Tee (Up)	CT-VERTICALTEE
Vertical Tee (Down)	CT-LVETE
Reducer	CT-RDC

CT75 Series	CT75
Horizontal 90° Bend	CT-ELB90
Horizontal Tee	CT-TEE
Horizontal Cross	CT-CRS
Outside Riser	CT-ERS
Inside Riser	CT-IRS
Vertical Tee (Up)	CT-VERTICALTEE
Vertical Tee (Down)	CT-LVETE
Reducer	CT-RDC

CT100 Series	CT100
Horizontal 90° Bend	CT-ELB90
Horizontal Tee	CT-TEE
Horizontal Cross	CT-CRS
Outside Riser	CT-ERS
Inside Riser	CT-IRS
Vertical Tee (Up)	CT-VERTICALTEE
Vertical Tee (Down)	CT-LVETE
Reducer	CT-RDC

CT150 Series	CT150
Horizontal 90° Bend	CT-ELB90
Horizontal Tee	CT-TEE
Horizontal Cross	CT-CRS
Outside Riser	CT-ERS
Inside Riser	CT-IRS
Vertical Tee (Up)	CT-VERTICALTEE
Vertical Tee (Down)	CT-LVETE
Reducer	CT-RDC

CT200 Series	CT200
Horizontal 90° Bend	CT-ELB90
Horizontal Tee	CT-TEE
Horizontal Cross	CT-CRS
Outside Riser	CT-ERS
Inside Riser	CT-IRS
Vertical Tee (Up)	CT-VERTICALTEE
Vertical Tee (Down)	CT-LVETE
Reducer	CT-RDC

CT250 Series	CT250
Horizontal 90° Bend	CT-ELB90
Horizontal Tee	CT-TEE
Horizontal Cross	CT-CRS
Outside Riser	CT-ERS
Inside Riser	CT-IRS
Vertical Tee (Up)	CT-VERTICALTEE
Vertical Tee (Down)	CT-LVETE
Reducer	CT-RDC

Accessories

End Cap	CTPJ-TTR
Straight Connector	CTPJ-ZL
Cover Clip	CTPJ-CLP
Seven-Figure Clip	CTPJ-SCLP
Wall Bracket	CTPJ-CRP
Ceiling Bracket	CTPJ-BAR
Hanging Frame	CTPJ-DK
Floor Stand	CTPJ-EFS
Divider	CTPJ-DVR

Cable Trunking

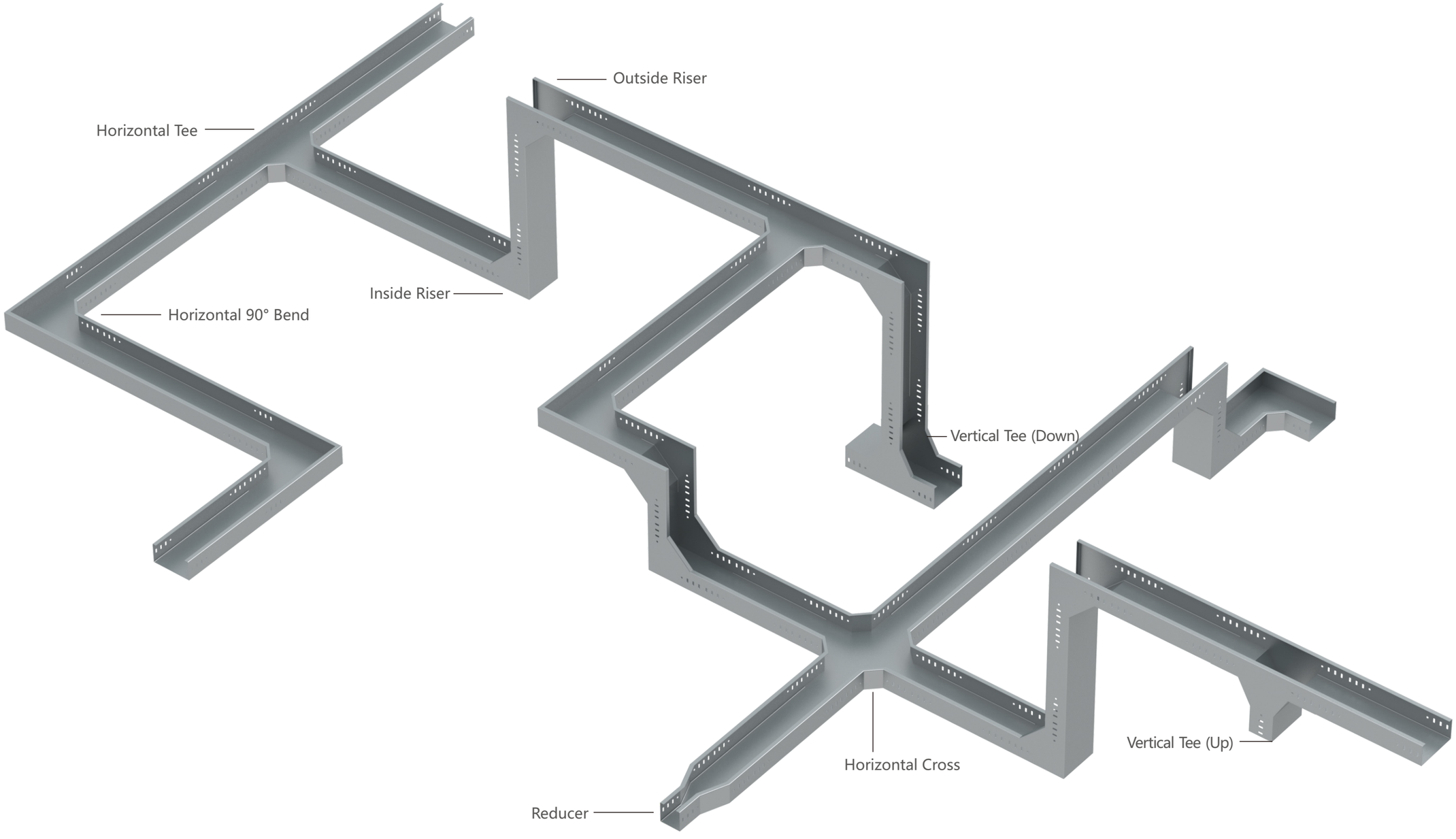

CT50 Steel

GI AL HDG PC S304 S316

Default unit: mm

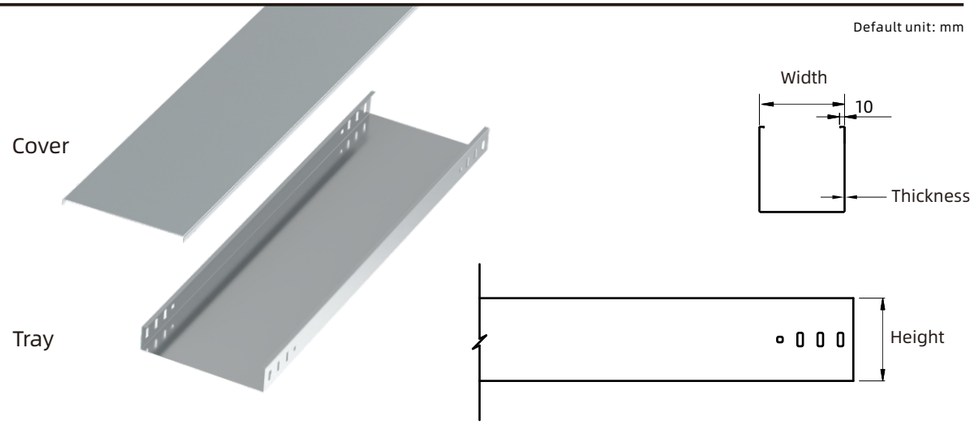

Part Number (Height 50mm)	Width (mm)	Tray Thickness (mm)	Tray Weight (kg/m)	Cover Thickness (mm)	Cover Weight (kg/m)
CT50X50	50	1.0	1.33	0.8	0.44
CT50X75	75	1.0	1.53	0.8	0.59
CT50X100	100	1.0	1.72	0.8	0.75
CT50X150	150	1.0	2.12	0.8	1.06
CT50X200	200	1.2	3.01	1.0	1.72
CT50X250	250	1.2	3.48	1.0	2.12
CT50X300	300	1.2	3.95	1.0	2.51
CT50X350	350	1.5	5.53	1.2	3.48
CT50X400	400	1.5	6.12	1.2	3.95
CT50X450	450	1.5	6.71	1.2	4.42
CT50X500	500	1.5	7.30	1.2	4.89
CT50X550	550	2.0	10.51	1.5	6.71
CT50X600	600	2.0	11.30	1.5	7.30
CT50X650	650	2.0	12.08	1.5	7.88
CT50X700	700	2.0	12.87	1.5	8.47
CT50X750	750	2.0	13.65	1.5	9.06
CT50X800	800	2.0	14.44	1.5	9.65
CT50X850	850	2.3	17.51	2.0	13.65
CT50X900	900	2.3	18.41	2.0	14.44
CT50X950	950	2.3	19.31	2.0	15.22
CT50X1000	1000	2.3	20.22	2.0	16.01

◆ **Tray Height:** 50mm
◆ **Length:** 2000mm

CT50 Series

Standard Cable Trunking

CT50 Aluminum

GI AL HDG PC S304 S316

Default unit: mm

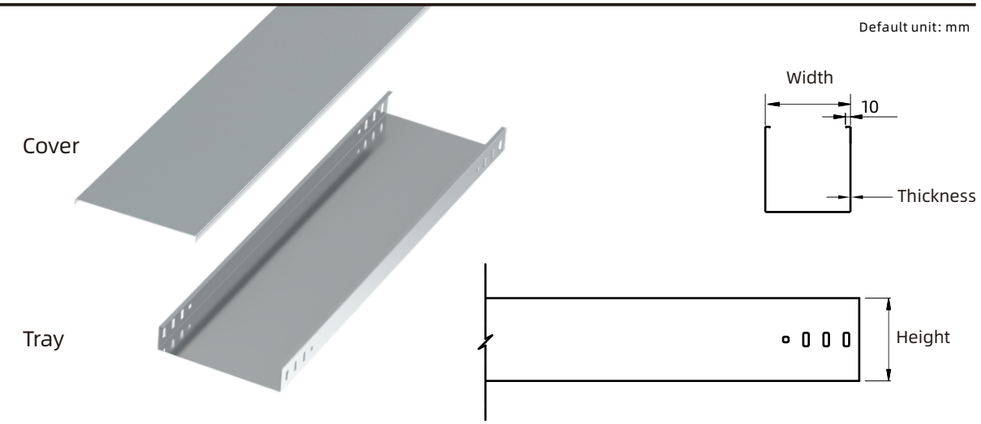

Part Number (Height 50mm)	Width (mm)	Tray Thickness (mm)	Tray Weight (kg/m)	Cover Thickness (mm)	Cover Weight (kg/m)
CT50X50	50	1.2	0.55	1.0	0.19
CT50X75	75	1.2	0.63	1.0	0.25
CT50X100	100	1.2	0.71	1.0	0.32
CT50X150	150	1.2	0.87	1.0	0.46
CT50X200	200	1.5	1.30	1.2	0.71
CT50X250	250	1.5	1.50	1.2	0.87
CT50X300	300	1.5	1.70	1.2	1.04
CT50X350	350	2.0	2.54	1.5	1.50
CT50X400	400	2.0	2.81	1.5	1.70
CT50X450	450	2.0	3.08	1.5	1.91
CT50X500	500	2.0	3.36	1.5	2.11
CT50X550	550	2.3	4.17	2.0	3.08
CT50X600	600	2.3	4.48	2.0	3.36
CT50X650	650	2.3	4.79	2.0	3.63
CT50X700	700	2.3	5.11	2.0	3.90
CT50X750	750	2.3	5.42	2.0	4.17
CT50X800	800	2.3	5.73	2.0	4.44
CT50X850	850	2.5	6.57	2.3	5.42
CT50X900	900	2.5	6.91	2.3	5.73
CT50X950	950	2.5	7.24	2.3	6.04
CT50X1000	1000	2.5	7.58	2.3	6.35

◆ **Tray Height:** 50mm
◆ **Length:** 2000mm

Horizontal 90° Bend

GI AL HDG PC S304 S316

Default unit: mm
L=W+120+X



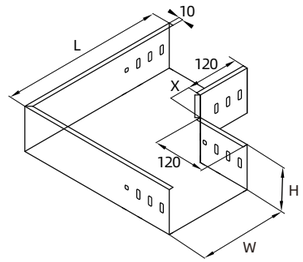

Part Number (Height 50mm)	Width (mm)	Tray Thickness (mm)		Tray Weight (kg/pc)		Cover Thickness (mm)		Cover Weight (kg/pc)	
		Steel	Aluminum	Steel	Aluminum	Steel	Aluminum	Steel	Aluminum
CT50X50-ELB90	50	1.0	1.2	0.53	0.23	0.8	1.0	0.21	0.10
CT50X75-ELB90	75	1.0	1.2	0.64	0.28	0.8	1.0	0.29	0.13
CT50X100-ELB90	100	1.0	1.2	0.77	0.33	0.8	1.0	0.37	0.16
CT50X150-ELB90	150	1.0	1.2	1.04	0.45	0.8	1.0	0.55	0.25
CT50X200-ELB90	200	1.2	1.5	1.62	0.73	1.0	1.2	0.96	0.41
CT50X250-ELB90	250	1.2	1.5	2.03	0.91	1.0	1.2	1.27	0.55
CT50X300-ELB90	300	1.2	1.5	2.50	1.12	1.0	1.2	1.62	0.70
CT50X350-ELB90	350	1.5	2.0	3.77	1.80	1.2	1.5	2.41	1.08
CT50X400-ELB90	400	1.5	2.0	4.47	2.14	1.2	1.5	2.92	1.31
CT50X450-ELB90	450	1.5	2.0	5.23	2.50	1.2	1.5	3.49	1.57
CT50X500-ELB90	500	1.5	2.0	6.05	2.90	1.2	1.5	4.09	1.84
CT50X550-ELB90	550	2.0	2.3	9.23	3.81	1.5	2.0	5.93	2.84
CT50X600-ELB90	600	2.0	2.3	10.48	4.33	1.5	2.0	6.81	3.26
CT50X650-ELB90	650	2.0	2.3	11.81	4.88	1.5	2.0	7.75	3.71
CT50X700-ELB90	700	2.0	2.3	13.21	5.46	1.5	2.0	8.74	4.19
CT50X750-ELB90	750	2.0	2.3	14.70	6.07	1.5	2.0	9.80	4.69
CT50X800-ELB90	800	2.0	2.3	16.26	6.72	1.5	2.0	10.91	5.23
CT50X850-ELB90	850	2.3	2.5	20.58	8.04	2.0	2.3	16.11	6.65
CT50X900-ELB90	900	2.3	2.5	22.56	8.81	2.0	2.3	17.75	7.33
CT50X950-ELB90	950	2.3	2.5	24.63	9.62	2.0	2.3	19.47	8.04
CT50X1000-ELB90	1000	2.3	2.5	26.78	10.46	2.0	2.3	21.27	8.79

CT50 Series

Standard Cable Trunking

Horizontal Tee

GI AL HDG PC S304 S316

Default unit: mm
L1=W+120+X
L2=W+120*2+X*2



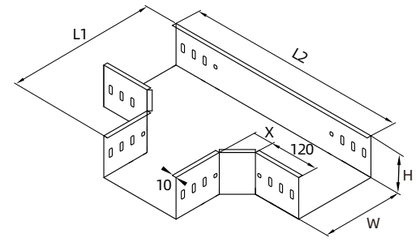

Part Number (Height 50mm)	Width (mm)	Tray Thickness (mm)		Tray Weight (kg/pc)		Cover Thickness (mm)		Cover Weight (kg/pc)	
		Steel	Aluminum	Steel	Aluminum	Steel	Aluminum	Steel	Aluminum
CT50X50-TEE	50	1.0	1.2	0.79	0.34	0.8	1.0	0.36	0.16
CT50X75-TEE	75	1.0	1.2	0.92	0.40	0.8	1.0	0.46	0.21
CT50X100-TEE	100	1.0	1.2	1.07	0.46	0.8	1.0	0.57	0.25
CT50X150-TEE	150	1.0	1.2	1.39	0.60	0.8	1.0	0.80	0.36
CT50X200-TEE	200	1.2	1.5	2.09	0.94	1.0	1.2	1.34	0.58
CT50X250-TEE	250	1.2	1.5	2.57	1.15	1.0	1.2	1.72	0.74
CT50X300-TEE	300	1.2	1.5	3.09	1.39	1.0	1.2	2.14	0.92
CT50X350-TEE	350	1.5	2.0	4.57	2.19	1.2	1.5	3.11	1.40
CT50X400-TEE	400	1.5	2.0	5.35	2.56	1.2	1.5	3.70	1.66
CT50X450-TEE	450	1.5	2.0	6.18	2.96	1.2	1.5	4.34	1.95
CT50X500-TEE	500	1.5	2.0	7.07	3.38	1.2	1.5	5.03	2.26
CT50X550-TEE	550	2.0	2.3	10.68	4.41	1.5	2.0	7.21	3.45
CT50X600-TEE	600	2.0	2.3	12.03	4.97	1.5	2.0	8.18	3.92
CT50X650-TEE	650	2.0	2.3	13.45	5.56	1.5	2.0	9.22	4.42
CT50X700-TEE	700	2.0	2.3	14.95	6.17	1.5	2.0	10.31	4.94
CT50X750-TEE	750	2.0	2.3	16.52	6.83	1.5	2.0	11.47	5.49
CT50X800-TEE	800	2.0	2.3	18.18	7.51	1.5	2.0	12.68	6.07
CT50X850-TEE	850	2.3	2.5	22.90	8.94	2.0	2.3	18.60	7.69
CT50X900-TEE	900	2.3	2.5	24.99	9.76	2.0	2.3	20.38	8.42
CT50X950-TEE	950	2.3	2.5	27.16	10.61	2.0	2.3	22.23	9.18
CT50X1000-TEE	1000	2.3	2.5	29.43	11.49	2.0	2.3	24.16	9.98

Horizontal Cross

GI AL HDG PC S304 S316

Default unit: mm
L=W+120*2+X*2



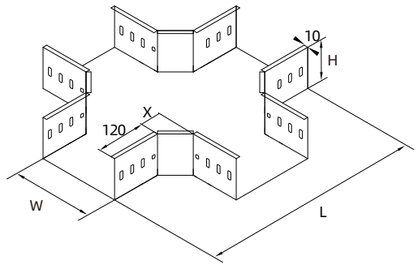

Part Number (Height 50mm)	Width (mm)	Tray Thickness (mm)		Tray Weight (kg/pc)		Cover Thickness (mm)		Cover Weight (kg/pc)	
		Steel	Aluminum	Steel	Aluminum	Steel	Aluminum	Steel	Aluminum
CT50X50-CRS	50	1.0	1.2	1.12	0.48	0.8	1.0	0.59	0.27
CT50X75-CRS	75	1.0	1.2	1.28	0.55	0.8	1.0	0.72	0.32
CT50X100-CRS	100	1.0	1.2	1.44	0.62	0.8	1.0	0.85	0.38
CT50X150-CRS	150	1.0	1.2	1.81	0.78	0.8	1.0	1.15	0.51
CT50X200-CRS	200	1.2	1.5	2.66	1.19	1.0	1.2	1.84	0.79
CT50X250-CRS	250	1.2	1.5	3.19	1.43	1.0	1.2	2.28	0.98
CT50X300-CRS	300	1.2	1.5	3.77	1.69	1.0	1.2	2.76	1.19
CT50X350-CRS	350	1.5	2.0	5.49	2.63	1.2	1.5	3.94	1.77
CT50X400-CRS	400	1.5	2.0	6.33	3.03	1.2	1.5	4.62	2.07
CT50X450-CRS	450	1.5	2.0	7.24	3.47	1.2	1.5	5.34	2.40
CT50X500-CRS	500	1.5	2.0	8.20	3.93	1.2	1.5	6.10	2.74
CT50X550-CRS	550	2.0	2.3	12.29	5.08	1.5	2.0	8.65	4.14
CT50X600-CRS	600	2.0	2.3	13.72	5.67	1.5	2.0	9.73	4.66
CT50X650-CRS	650	2.0	2.3	15.24	6.29	1.5	2.0	10.86	5.20
CT50X700-CRS	700	2.0	2.3	16.83	6.95	1.5	2.0	12.06	5.78
CT50X750-CRS	750	2.0	2.3	18.50	7.64	1.5	2.0	13.31	6.38
CT50X800-CRS	800	2.0	2.3	20.25	8.37	1.5	2.0	14.62	7.00
CT50X850-CRS	850	2.3	2.5	25.39	9.92	2.0	2.3	21.33	8.81
CT50X900-CRS	900	2.3	2.5	27.59	10.77	2.0	2.3	23.24	9.60
CT50X950-CRS	950	2.3	2.5	29.87	11.66	2.0	2.3	25.22	10.42
CT50X1000-CRS	1000	2.3	2.5	32.25	12.59	2.0	2.3	27.29	11.27

CT50 Series

Standard Cable Trunking

Outside Riser

GI AL HDG PC S304 S316

Default unit: mm
L=H+120+X



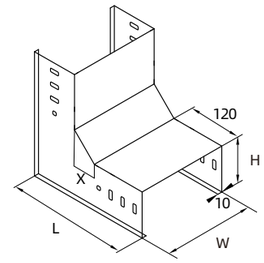

Part Number (Height 50mm)	Width (mm)	Tray Thickness (mm)		Tray Weight (kg/pc)		Cover Thickness (mm)		Cover Weight (kg/pc)	
		Steel	Aluminum	Steel	Aluminum	Steel	Aluminum	Steel	Aluminum
CT50X50-ERS	50	1.0	1.2	0.53	0.23	0.8	1.0	0.21	0.10
CT50X75-ERS	75	1.0	1.2	0.64	0.28	0.8	1.0	0.29	0.13
CT50X100-ERS	100	1.0	1.2	0.77	0.33	0.8	1.0	0.37	0.16
CT50X150-ERS	150	1.0	1.2	1.04	0.45	0.8	1.0	0.55	0.25
CT50X200-ERS	200	1.2	1.5	1.62	0.73	1.0	1.2	0.96	0.41
CT50X250-ERS	250	1.2	1.5	2.03	0.91	1.0	1.2	1.27	0.55
CT50X300-ERS	300	1.2	1.5	2.50	1.12	1.0	1.2	1.62	0.70
CT50X350-ERS	350	1.5	2.0	3.77	1.80	1.2	1.5	2.41	1.08
CT50X400-ERS	400	1.5	2.0	4.47	2.14	1.2	1.5	2.92	1.31
CT50X450-ERS	450	1.5	2.0	5.23	2.50	1.2	1.5	3.49	1.57
CT50X500-ERS	500	1.5	2.0	6.05	2.90	1.2	1.5	4.09	1.84
CT50X550-ERS	550	2.0	2.3	9.23	3.81	1.5	2.0	5.93	2.84
CT50X600-ERS	600	2.0	2.3	10.48	4.33	1.5	2.0	6.81	3.26
CT50X650-ERS	650	2.0	2.3	11.81	4.88	1.5	2.0	7.75	3.71
CT50X700-ERS	700	2.0	2.3	13.21	5.46	1.5	2.0	8.74	4.19
CT50X750-ERS	750	2.0	2.3	14.70	6.07	1.5	2.0	9.80	4.69
CT50X800-ERS	800	2.0	2.3	16.26	6.72	1.5	2.0	10.91	5.23
CT50X850-ERS	850	2.3	2.5	20.58	8.04	2.0	2.3	16.11	6.65
CT50X900-ERS	900	2.3	2.5	22.56	8.81	2.0	2.3	17.75	7.33
CT50X950-ERS	950	2.3	2.5	24.63	9.62	2.0	2.3	19.47	8.04
CT50X1000-ERS	1000	2.3	2.5	26.78	10.46	2.0	2.3	21.27	8.79

Inside Riser

GI AL HDG PC S304 S316

Default unit: mm
L=H+120+X



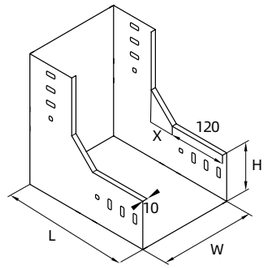

Part Number (Height 50mm)	Width (mm)	Tray Thickness (mm)		Tray Weight (kg/pc)		Cover Thickness (mm)		Cover Weight (kg/pc)	
		Steel	Aluminum	Steel	Aluminum	Steel	Aluminum	Steel	Aluminum
CT50X50-IRS	50	1.0	1.2	0.53	0.23	0.8	1.0	0.21	0.10
CT50X75-IRS	75	1.0	1.2	0.64	0.28	0.8	1.0	0.29	0.13
CT50X100-IRS	100	1.0	1.2	0.77	0.33	0.8	1.0	0.37	0.16
CT50X150-IRS	150	1.0	1.2	1.04	0.45	0.8	1.0	0.55	0.25
CT50X200-IRS	200	1.2	1.5	1.62	0.73	1.0	1.2	0.96	0.41
CT50X250-IRS	250	1.2	1.5	2.03	0.91	1.0	1.2	1.27	0.55
CT50X300-IRS	300	1.2	1.5	2.50	1.12	1.0	1.2	1.62	0.70
CT50X350-IRS	350	1.5	2.0	3.77	1.80	1.2	1.5	2.41	1.08
CT50X400-IRS	400	1.5	2.0	4.47	2.14	1.2	1.5	2.92	1.31
CT50X450-IRS	450	1.5	2.0	5.23	2.50	1.2	1.5	3.49	1.57
CT50X500-IRS	500	1.5	2.0	6.05	2.90	1.2	1.5	4.09	1.84
CT50X550-IRS	550	2.0	2.3	9.23	3.81	1.5	2.0	5.93	2.84
CT50X600-IRS	600	2.0	2.3	10.48	4.33	1.5	2.0	6.81	3.26
CT50X650-IRS	650	2.0	2.3	11.81	4.88	1.5	2.0	7.75	3.71
CT50X700-IRS	700	2.0	2.3	13.21	5.46	1.5	2.0	8.74	4.19
CT50X750-IRS	750	2.0	2.3	14.70	6.07	1.5	2.0	9.80	4.69
CT50X800-IRS	800	2.0	2.3	16.26	6.72	1.5	2.0	10.91	5.23
CT50X850-IRS	850	2.3	2.5	20.58	8.04	2.0	2.3	16.11	6.65
CT50X900-IRS	900	2.3	2.5	22.56	8.81	2.0	2.3	17.75	7.33
CT50X950-IRS	950	2.3	2.5	24.63	9.62	2.0	2.3	19.47	8.04
CT50X1000-IRS	1000	2.3	2.5	26.78	10.46	2.0	2.3	21.27	8.79

CT50 Series

Standard Cable Trunking

Vertical Tee (Up)

GI AL HDG PC S304 S316

Default unit: mm



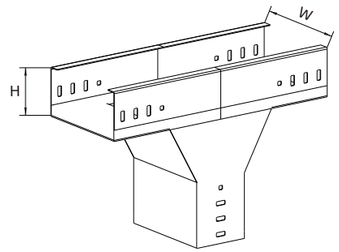

Part Number (Height 50mm)	Width (mm)	Tray Thickness (mm)		Tray Weight (kg/pc)		Cover Thickness (mm)		Cover Weight (kg/pc)	
		Steel	Aluminum	Steel	Aluminum	Steel	Aluminum	Steel	Aluminum
CT50X50-VERTICALTEE	50	1.0	1.2	0.79	0.34	0.8	1.0	0.36	0.16
CT50X75-VERTICALTEE	75	1.0	1.2	0.92	0.40	0.8	1.0	0.46	0.21
CT50X100-VERTICALTEE	100	1.0	1.2	1.07	0.46	0.8	1.0	0.57	0.25
CT50X150-VERTICALTEE	150	1.0	1.2	1.39	0.60	0.8	1.0	0.80	0.36
CT50X200-VERTICALTEE	200	1.2	1.5	2.09	0.94	1.0	1.2	1.34	0.58
CT50X250-VERTICALTEE	250	1.2	1.5	2.57	1.15	1.0	1.2	1.72	0.74
CT50X300-VERTICALTEE	300	1.2	1.5	3.09	1.39	1.0	1.2	2.14	0.92
CT50X350-VERTICALTEE	350	1.5	2.0	4.57	2.19	1.2	1.5	3.11	1.40
CT50X400-VERTICALTEE	400	1.5	2.0	5.35	2.56	1.2	1.5	3.70	1.66
CT50X450-VERTICALTEE	450	1.5	2.0	6.18	2.96	1.2	1.5	4.34	1.95
CT50X500-VERTICALTEE	500	1.5	2.0	7.07	3.38	1.2	1.5	5.03	2.26
CT50X550-VERTICALTEE	550	2.0	2.3	10.68	4.41	1.5	2.0	7.21	3.45
CT50X600-VERTICALTEE	600	2.0	2.3	12.03	4.97	1.5	2.0	8.18	3.92
CT50X650-VERTICALTEE	650	2.0	2.3	13.45	5.56	1.5	2.0	9.22	4.42
CT50X700-VERTICALTEE	700	2.0	2.3	14.95	6.17	1.5	2.0	10.31	4.94
CT50X750-VERTICALTEE	750	2.0	2.3	16.52	6.83	1.5	2.0	11.47	5.49
CT50X800-VERTICALTEE	800	2.0	2.3	18.18	7.51	1.5	2.0	12.68	6.07
CT50X850-VERTICALTEE	850	2.3	2.5	22.90	8.94	2.0	2.3	18.60	7.69
CT50X900-VERTICALTEE	900	2.3	2.5	24.99	9.76	2.0	2.3	20.38	8.42
CT50X950-VERTICALTEE	950	2.3	2.5	27.16	10.61	2.0	2.3	22.23	9.18
CT50X1000-VERTICALTEE	1000	2.3	2.5	29.43	11.49	2.0	2.3	24.16	9.98

Vertical Tee (Down)

GI AL HDG PC S304 S316

Default unit: mm



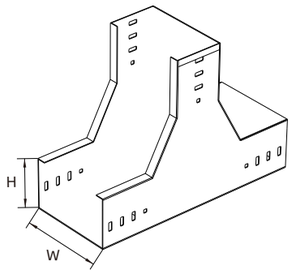

Part Number (Height 50mm)	Width (mm)	Tray Thickness (mm)		Tray Weight (kg/pc)		Cover Thickness (mm)		Cover Weight (kg/pc)	
		Steel	Aluminum	Steel	Aluminum	Steel	Aluminum	Steel	Aluminum
CT50X50-LVETEE	50	1.0	1.2	0.79	0.34	0.8	1.0	0.36	0.16
CT50X75-LVETEE	75	1.0	1.2	0.92	0.40	0.8	1.0	0.46	0.21
CT50X100-LVETEE	100	1.0	1.2	1.07	0.46	0.8	1.0	0.57	0.25
CT50X150-LVETEE	150	1.0	1.2	1.39	0.60	0.8	1.0	0.80	0.36
CT50X200-LVETEE	200	1.2	1.5	2.09	0.94	1.0	1.2	1.34	0.58
CT50X250-LVETEE	250	1.2	1.5	2.57	1.15	1.0	1.2	1.72	0.74
CT50X300-LVETEE	300	1.2	1.5	3.09	1.39	1.0	1.2	2.14	0.92
CT50X350-LVETEE	350	1.5	2.0	4.57	2.19	1.2	1.5	3.11	1.40
CT50X400-LVETEE	400	1.5	2.0	5.35	2.56	1.2	1.5	3.70	1.66
CT50X450-LVETEE	450	1.5	2.0	6.18	2.96	1.2	1.5	4.34	1.95
CT50X500-LVETEE	500	1.5	2.0	7.07	3.38	1.2	1.5	5.03	2.26
CT50X550-LVETEE	550	2.0	2.3	10.68	4.41	1.5	2.0	7.21	3.45
CT50X600-LVETEE	600	2.0	2.3	12.03	4.97	1.5	2.0	8.18	3.92
CT50X650-LVETEE	650	2.0	2.3	13.45	5.56	1.5	2.0	9.22	4.42
CT50X700-LVETEE	700	2.0	2.3	14.95	6.17	1.5	2.0	10.31	4.94
CT50X750-LVETEE	750	2.0	2.3	16.52	6.83	1.5	2.0	11.47	5.49
CT50X800-LVETEE	800	2.0	2.3	18.18	7.51	1.5	2.0	12.68	6.07
CT50X850-LVETEE	850	2.3	2.5	22.90	8.94	2.0	2.3	18.60	7.69
CT50X900-LVETEE	900	2.3	2.5	24.99	9.76	2.0	2.3	20.38	8.42
CT50X950-LVETEE	950	2.3	2.5	27.16	10.61	2.0	2.3	22.23	9.18
CT50X1000-LVETEE	1000	2.3	2.5	29.43	11.49	2.0	2.3	24.16	9.98

CT50 Series

Standard Cable Trunking

Reducer

GI AL HDG PC S304 S316

Default unit: mm



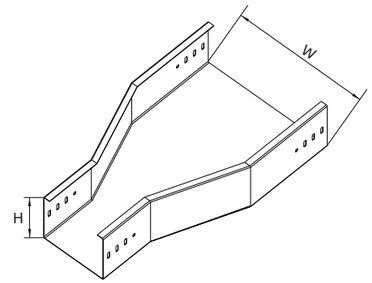

Part Number (Height 50mm)	Width (mm)	Tray Thickness (mm)		Tray Weight (kg/pc)		Cover Thickness (mm)		Cover Weight (kg/pc)	
		Steel	Aluminum	Steel	Aluminum	Steel	Aluminum	Steel	Aluminum
CT50X50-RDC	50	1.0	1.2	0.37	0.16	0.8	1.0	0.07	0.03
CT50X75-RDC	75	1.0	1.2	0.44	0.19	0.8	1.0	0.13	0.06
CT50X100-RDC	100	1.0	1.2	0.53	0.23	0.8	1.0	0.19	0.09
CT50X150-RDC	150	1.0	1.2	0.69	0.30	0.8	1.0	0.33	0.15
CT50X200-RDC	200	1.2	1.5	1.11	0.50	1.0	1.2	0.64	0.28
CT50X250-RDC	250	1.2	1.5	1.44	0.65	1.0	1.2	0.91	0.39
CT50X300-RDC	300	1.2	1.5	1.81	0.81	1.0	1.2	1.22	0.53
CT50X350-RDC	350	1.5	2.0	2.78	1.33	1.2	1.5	1.89	0.85
CT50X400-RDC	400	1.5	2.0	3.37	1.61	1.2	1.5	2.36	1.06
CT50X450-RDC	450	1.5	2.0	4.01	1.92	1.2	1.5	2.87	1.29
CT50X500-RDC	500	1.5	2.0	4.71	2.26	1.2	1.5	3.43	1.54
CT50X550-RDC	550	2.0	2.3	7.29	3.01	1.5	2.0	5.05	2.42
CT50X600-RDC	600	2.0	2.3	8.38	3.46	1.5	2.0	5.86	2.81
CT50X650-RDC	650	2.0	2.3	9.55	3.95	1.5	2.0	6.74	3.23
CT50X700-RDC	700	2.0	2.3	10.80	4.46	1.5	2.0	7.68	3.68
CT50X750-RDC	750	2.0	2.3	12.13	5.01	1.5	2.0	8.67	4.15
CT50X800-RDC	800	2.0	2.3	13.53	5.59	1.5	2.0	9.73	4.66
CT50X850-RDC	850	2.3	2.5	17.27	6.74	2.0	2.3	14.45	5.97
CT50X900-RDC	900	2.3	2.5	19.07	7.44	2.0	2.3	16.01	6.62
CT50X950-RDC	950	2.3	2.5	20.95	8.18	2.0	2.3	17.65	7.29
CT50X1000-RDC	1000	2.3	2.5	22.93	8.95	2.0	2.3	19.37	8.00

CT75 Steel

GI AL HDG PC S304 S316

Default unit: mm

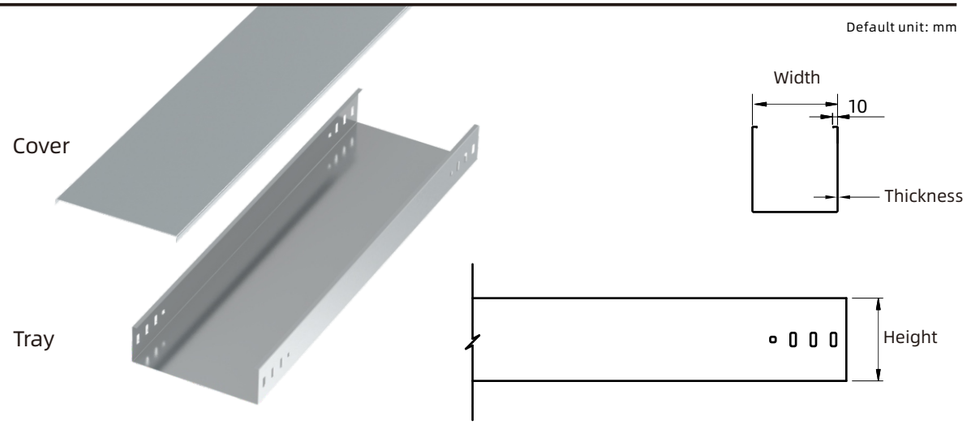

Part Number (Height 75mm)	Width (mm)	Tray Thickness (mm)	Tray Weight (kg/m)	Cover Thickness (mm)	Cover Weight (kg/m)
CT75X75	75	1.0	1.92	0.8	0.59
CT75X100	100	1.0	2.12	0.8	0.75
CT75X150	150	1.0	2.51	0.8	1.06
CT75X200	200	1.2	3.48	1.0	1.72
CT75X250	250	1.2	3.95	1.0	2.12
CT75X300	300	1.2	4.42	1.0	2.51
CT75X350	350	1.5	6.12	1.2	3.48
CT75X400	400	1.5	6.71	1.2	3.95
CT75X450	450	1.5	7.30	1.2	4.42
CT75X500	500	1.5	7.88	1.2	4.89
CT75X550	550	2.0	11.30	1.5	6.71
CT75X600	600	2.0	12.08	1.5	7.30
CT75X650	650	2.0	12.87	1.5	7.88
CT75X700	700	2.0	13.65	1.5	8.47
CT75X750	750	2.0	14.44	1.5	9.06
CT75X800	800	2.0	15.22	1.5	9.65
CT75X850	850	2.3	18.41	2.0	13.65
CT75X900	900	2.3	19.31	2.0	14.44
CT75X950	950	2.3	20.22	2.0	15.22
CT75X1000	1000	2.3	21.12	2.0	16.01

◆ **Tray Height:** 75mm
◆ **Length:** 2000mm

CT75 Series

Standard Cable Trunking

CT75 Aluminum

GI AL HDG PC S304 S316

Default unit: mm

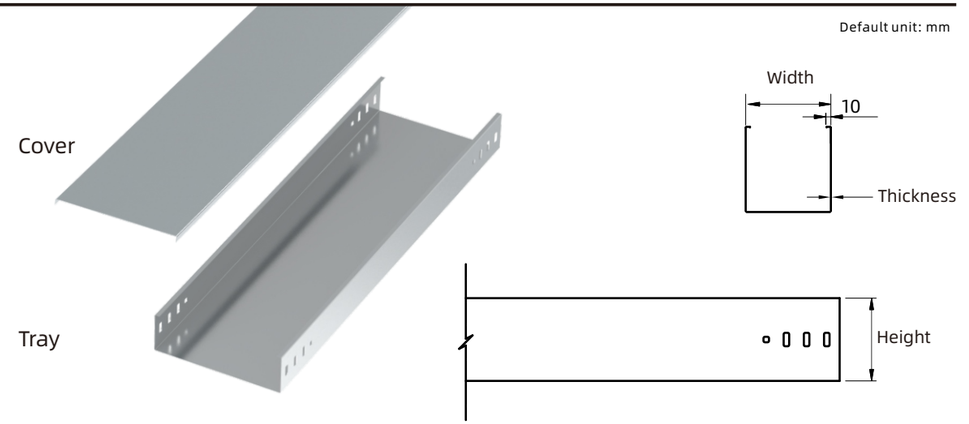

Part Number (Height 75mm)	Width (mm)	Tray Thickness (mm)	Tray Weight (kg/m)	Cover Thickness (mm)	Cover Weight (kg/m)
CT75X75	75	1.2	0.79	1.0	0.26
CT75X100	100	1.2	0.87	1.0	0.33
CT75X150	150	1.2	1.04	1.0	0.46
CT75X200	200	1.5	1.50	1.2	0.72
CT75X250	250	1.5	1.70	1.2	0.88
CT75X300	300	1.5	1.91	1.2	1.04
CT75X350	350	2.0	2.81	1.5	1.50
CT75X400	400	2.0	3.08	1.5	1.71
CT75X450	450	2.0	3.36	1.5	1.91
CT75X500	500	2.0	3.63	1.5	2.11
CT75X550	550	2.3	4.48	2.0	3.09
CT75X600	600	2.3	4.79	2.0	3.36
CT75X650	650	2.3	5.11	2.0	3.63
CT75X700	700	2.3	5.42	2.0	3.90
CT75X750	750	2.3	5.73	2.0	4.17
CT75X800	800	2.3	6.04	2.0	4.44
CT75X850	850	2.5	6.91	2.3	5.42
CT75X900	900	2.5	7.24	2.3	5.73
CT75X950	950	2.5	7.58	2.3	6.05
CT75X1000	1000	2.5	7.92	2.3	6.36

◆ **Tray Height:** 75mm
◆ **Length:** 2000mm

Horizontal 90° Bend

GI AL HDG PC S304 S316

Default unit: mm
L=W+120+X



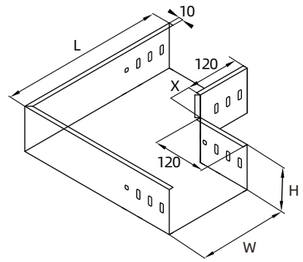

Part Number (Height 75mm)	Width (mm)	Tray Thickness (mm)		Tray Weight (kg/pc)		Cover Thickness (mm)		Cover Weight (kg/pc)	
		Steel	Aluminum	Steel	Aluminum	Steel	Aluminum	Steel	Aluminum
CT75X75-ELB90	75	1.0	1.2	0.79	0.34	0.8	1.0	0.29	0.13
CT75X100-ELB90	100	1.0	1.2	0.92	0.40	0.8	1.0	0.37	0.16
CT75X150-ELB90	150	1.0	1.2	1.21	0.52	0.8	1.0	0.55	0.25
CT75X200-ELB90	200	1.2	1.5	1.85	0.83	1.0	1.2	0.96	0.41
CT75X250-ELB90	250	1.2	1.5	2.29	1.03	1.0	1.2	1.27	0.55
CT75X300-ELB90	300	1.2	1.5	2.78	1.25	1.0	1.2	1.62	0.70
CT75X350-ELB90	350	1.5	2.0	4.14	1.99	1.2	1.5	2.41	1.08
CT75X400-ELB90	400	1.5	2.0	4.87	2.33	1.2	1.5	2.92	1.31
CT75X450-ELB90	450	1.5	2.0	5.66	2.71	1.2	1.5	3.49	1.57
CT75X500-ELB90	500	1.5	2.0	6.51	3.12	1.2	1.5	4.09	1.84
CT75X550-ELB90	550	2.0	2.3	9.89	4.09	1.5	2.0	5.93	2.84
CT75X600-ELB90	600	2.0	2.3	11.18	4.62	1.5	2.0	6.81	3.26
CT75X650-ELB90	650	2.0	2.3	12.54	5.18	1.5	2.0	7.75	3.71
CT75X700-ELB90	700	2.0	2.3	13.99	5.78	1.5	2.0	8.74	4.19
CT75X750-ELB90	750	2.0	2.3	15.51	6.41	1.5	2.0	9.80	4.69
CT75X800-ELB90	800	2.0	2.3	17.11	7.07	1.5	2.0	10.91	5.23
CT75X850-ELB90	850	2.3	2.5	21.61	8.44	2.0	2.3	16.11	6.65
CT75X900-ELB90	900	2.3	2.5	23.63	9.23	2.0	2.3	17.75	7.33
CT75X950-ELB90	950	2.3	2.5	25.75	10.05	2.0	2.3	19.47	8.04
CT75X1000-ELB90	1000	2.3	2.5	27.95	10.91	2.0	2.3	21.27	8.79

CT75 Series

Standard Cable Trunking

Horizontal Tee

GI AL HDG PC S304 S316

Default unit: mm
L1=W+120+X
L2=W+120*2+X*2



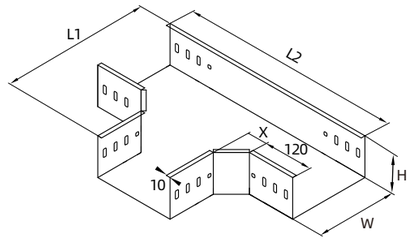

Part Number (Height 75mm)	Width (mm)	Tray Thickness (mm)		Tray Weight (kg/pc)		Cover Thickness (mm)		Cover Weight (kg/pc)	
		Steel	Aluminum	Steel	Aluminum	Steel	Aluminum	Steel	Aluminum
CT75X75-TEE	75	1.0	1.2	1.10	0.47	0.8	1.0	0.46	0.21
CT75X100-TEE	100	1.0	1.2	1.25	0.54	0.8	1.0	0.57	0.25
CT75X150-TEE	150	1.0	1.2	1.58	0.68	0.8	1.0	0.80	0.36
CT75X200-TEE	200	1.2	1.5	2.33	1.05	1.0	1.2	1.34	0.58
CT75X250-TEE	250	1.2	1.5	2.82	1.27	1.0	1.2	1.72	0.74
CT75X300-TEE	300	1.2	1.5	3.35	1.51	1.0	1.2	2.14	0.92
CT75X350-TEE	350	1.5	2.0	4.92	2.36	1.2	1.5	3.11	1.40
CT75X400-TEE	400	1.5	2.0	5.70	2.73	1.2	1.5	3.70	1.66
CT75X450-TEE	450	1.5	2.0	6.55	3.14	1.2	1.5	4.34	1.95
CT75X500-TEE	500	1.5	2.0	7.45	3.57	1.2	1.5	5.03	2.26
CT75X550-TEE	550	2.0	2.3	11.22	4.64	1.5	2.0	7.21	3.45
CT75X600-TEE	600	2.0	2.3	12.58	5.20	1.5	2.0	8.18	3.92
CT75X650-TEE	650	2.0	2.3	14.02	5.79	1.5	2.0	9.22	4.42
CT75X700-TEE	700	2.0	2.3	15.54	6.42	1.5	2.0	10.31	4.94
CT75X750-TEE	750	2.0	2.3	17.14	7.08	1.5	2.0	11.47	5.49
CT75X800-TEE	800	2.0	2.3	18.82	7.77	1.5	2.0	12.68	6.07
CT75X850-TEE	850	2.3	2.5	23.66	9.24	2.0	2.3	18.60	7.69
CT75X900-TEE	900	2.3	2.5	25.76	10.06	2.0	2.3	20.38	8.42
CT75X950-TEE	950	2.3	2.5	27.96	10.92	2.0	2.3	22.23	9.18
CT75X1000-TEE	1000	2.3	2.5	30.25	11.81	2.0	2.3	24.16	9.98

Horizontal Cross

GI AL HDG PC S304 S316

Default unit: mm
L=W+120*2+X*2



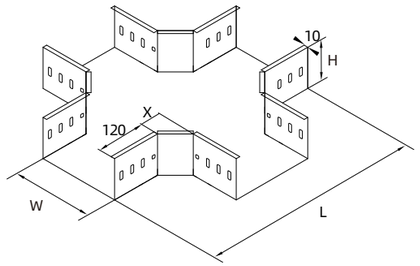

Part Number (Height 50mm)	Width (mm)	Tray Thickness (mm)		Tray Weight (kg/pc)		Cover Thickness (mm)		Cover Weight (kg/pc)	
		Steel	Aluminum	Steel	Aluminum	Steel	Aluminum	Steel	Aluminum
CT75X75-CRS	75	1.0	1.2	1.47	0.63	0.8	1.0	0.72	0.32
CT75X100-CRS	100	1.0	1.2	1.63	0.70	0.8	1.0	0.85	0.38
CT75X150-CRS	150	1.0	1.2	2.00	0.86	0.8	1.0	1.15	0.51
CT75X200-CRS	200	1.2	1.5	2.88	1.29	1.0	1.2	1.84	0.79
CT75X250-CRS	250	1.2	1.5	3.41	1.53	1.0	1.2	2.28	0.98
CT75X300-CRS	300	1.2	1.5	3.99	1.79	1.0	1.2	2.76	1.19
CT75X350-CRS	350	1.5	2.0	5.78	2.77	1.2	1.5	3.94	1.77
CT75X400-CRS	400	1.5	2.0	6.62	3.17	1.2	1.5	4.62	2.07
CT75X450-CRS	450	1.5	2.0	7.52	3.60	1.2	1.5	5.34	2.40
CT75X500-CRS	500	1.5	2.0	8.48	4.06	1.2	1.5	6.10	2.74
CT75X550-CRS	550	2.0	2.3	12.66	5.23	1.5	2.0	8.65	4.14
CT75X600-CRS	600	2.0	2.3	14.10	5.82	1.5	2.0	9.73	4.66
CT75X650-CRS	650	2.0	2.3	15.61	6.45	1.5	2.0	10.86	5.20
CT75X700-CRS	700	2.0	2.3	17.21	7.11	1.5	2.0	12.06	5.78
CT75X750-CRS	750	2.0	2.3	18.88	7.80	1.5	2.0	13.31	6.38
CT75X800-CRS	800	2.0	2.3	20.63	8.52	1.5	2.0	14.62	7.00
CT75X850-CRS	850	2.3	2.5	25.83	10.09	2.0	2.3	21.33	8.81
CT75X900-CRS	900	2.3	2.5	28.02	10.94	2.0	2.3	23.24	9.60
CT75X950-CRS	950	2.3	2.5	30.31	11.83	2.0	2.3	25.22	10.42
CT75X1000-CRS	1000	2.3	2.5	32.68	12.76	2.0	2.3	27.29	11.27

CT75 Series

Standard Cable Trunking

Outside Riser

GI AL HDG PC S304 S316

Default unit: mm
L=H+120+X



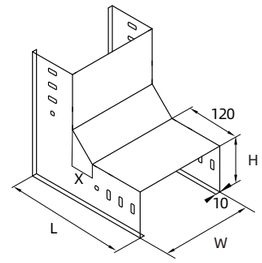

Part Number (Height 50mm)	Width (mm)	Tray Thickness (mm)		Tray Weight (kg/pc)		Cover Thickness (mm)		Cover Weight (kg/pc)	
		Steel	Aluminum	Steel	Aluminum	Steel	Aluminum	Steel	Aluminum
CT75X75-ERS	75	1.0	1.2	0.79	0.34	0.8	1.0	0.29	0.13
CT75X100-ERS	100	1.0	1.2	0.92	0.40	0.8	1.0	0.37	0.16
CT75X150-ERS	150	1.0	1.2	1.21	0.52	0.8	1.0	0.55	0.25
CT75X200-ERS	200	1.2	1.5	1.85	0.83	1.0	1.2	0.96	0.41
CT75X250-ERS	250	1.2	1.5	2.29	1.03	1.0	1.2	1.27	0.55
CT75X300-ERS	300	1.2	1.5	2.78	1.25	1.0	1.2	1.62	0.70
CT75X350-ERS	350	1.5	2.0	4.14	1.99	1.2	1.5	2.41	1.08
CT75X400-ERS	400	1.5	2.0	4.87	2.33	1.2	1.5	2.92	1.31
CT75X450-ERS	450	1.5	2.0	5.66	2.71	1.2	1.5	3.49	1.57
CT75X500-ERS	500	1.5	2.0	6.51	3.12	1.2	1.5	4.09	1.84
CT75X550-ERS	550	2.0	2.3	9.89	4.09	1.5	2.0	5.93	2.84
CT75X600-ERS	600	2.0	2.3	11.18	4.62	1.5	2.0	6.81	3.26
CT75X650-ERS	650	2.0	2.3	12.54	5.18	1.5	2.0	7.75	3.71
CT75X700-ERS	700	2.0	2.3	13.99	5.78	1.5	2.0	8.74	4.19
CT75X750-ERS	750	2.0	2.3	15.51	6.41	1.5	2.0	9.80	4.69
CT75X800-ERS	800	2.0	2.3	17.11	7.07	1.5	2.0	10.91	5.23
CT75X850-ERS	850	2.3	2.5	21.61	8.44	2.0	2.3	16.11	6.65
CT75X900-ERS	900	2.3	2.5	23.63	9.23	2.0	2.3	17.75	7.33
CT75X950-ERS	950	2.3	2.5	25.75	10.05	2.0	2.3	19.47	8.04
CT75X1000-ERS	1000	2.3	2.5	27.95	10.91	2.0	2.3	21.27	8.79

Inside Riser

GI AL HDG PC S304 S316

Default unit: mm
L=H+120+X



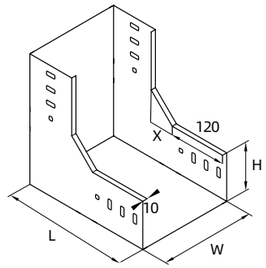

Part Number (Height 50mm)	Width (mm)	Tray Thickness (mm)		Tray Weight (kg/pc)		Cover Thickness (mm)		Cover Weight (kg/pc)	
		Steel	Aluminum	Steel	Aluminum	Steel	Aluminum	Steel	Aluminum
CT75X75-IRS	75	1.0	1.2	0.79	0.34	0.8	1.0	0.29	0.13
CT75X100-IRS	100	1.0	1.2	0.92	0.40	0.8	1.0	0.37	0.16
CT75X150-IRS	150	1.0	1.2	1.21	0.52	0.8	1.0	0.55	0.25
CT75X200-IRS	200	1.2	1.5	1.85	0.83	1.0	1.2	0.96	0.41
CT75X250-IRS	250	1.2	1.5	2.29	1.03	1.0	1.2	1.27	0.55
CT75X300-IRS	300	1.2	1.5	2.78	1.25	1.0	1.2	1.62	0.70
CT75X350-IRS	350	1.5	2.0	4.14	1.99	1.2	1.5	2.41	1.08
CT75X400-IRS	400	1.5	2.0	4.87	2.33	1.2	1.5	2.92	1.31
CT75X450-IRS	450	1.5	2.0	5.66	2.71	1.2	1.5	3.49	1.57
CT75X500-IRS	500	1.5	2.0	6.51	3.12	1.2	1.5	4.09	1.84
CT75X550-IRS	550	2.0	2.3	9.89	4.09	1.5	2.0	5.93	2.84
CT75X600-IRS	600	2.0	2.3	11.18	4.62	1.5	2.0	6.81	3.26
CT75X650-IRS	650	2.0	2.3	12.54	5.18	1.5	2.0	7.75	3.71
CT75X700-IRS	700	2.0	2.3	13.99	5.78	1.5	2.0	8.74	4.19
CT75X750-IRS	750	2.0	2.3	15.51	6.41	1.5	2.0	9.80	4.69
CT75X800-IRS	800	2.0	2.3	17.11	7.07	1.5	2.0	10.91	5.23
CT75X850-IRS	850	2.3	2.5	21.61	8.44	2.0	2.3	16.11	6.65
CT75X900-IRS	900	2.3	2.5	23.63	9.23	2.0	2.3	17.75	7.33
CT75X950-IRS	950	2.3	2.5	25.75	10.05	2.0	2.3	19.47	8.04
CT75X1000-IRS	1000	2.3	2.5	27.95	10.91	2.0	2.3	21.27	8.79

CT75 Series

Standard Cable Trunking

Vertical Tee (Up)

GI AL HDG PC S304 S316

Default unit: mm



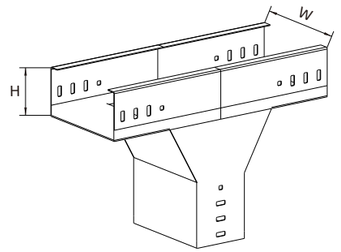

Part Number (Height 50mm)	Width (mm)	Tray Thickness (mm)		Tray Weight (kg/pc)		Cover Thickness (mm)		Cover Weight (kg/pc)	
		Steel	Aluminum	Steel	Aluminum	Steel	Aluminum	Steel	Aluminum
CT75X75-VERTICALTEE	75	1.0	1.2	1.10	0.47	0.8	1.0	0.46	0.21
CT75X100-VERTICALTEE	100	1.0	1.2	1.25	0.54	0.8	1.0	0.57	0.25
CT75X150-VERTICALTEE	150	1.0	1.2	1.58	0.68	0.8	1.0	0.80	0.36
CT75X200-VERTICALTEE	200	1.2	1.5	2.33	1.05	1.0	1.2	1.34	0.58
CT75X250-VERTICALTEE	250	1.2	1.5	2.82	1.27	1.0	1.2	1.72	0.74
CT75X300-VERTICALTEE	300	1.2	1.5	3.35	1.51	1.0	1.2	2.14	0.92
CT75X350-VERTICALTEE	350	1.5	2.0	4.92	2.36	1.2	1.5	3.11	1.40
CT75X400-VERTICALTEE	400	1.5	2.0	5.70	2.73	1.2	1.5	3.70	1.66
CT75X450-VERTICALTEE	450	1.5	2.0	6.55	3.14	1.2	1.5	4.34	1.95
CT75X500-VERTICALTEE	500	1.5	2.0	7.45	3.57	1.2	1.5	5.03	2.26
CT75X550-VERTICALTEE	550	2.0	2.3	11.22	4.64	1.5	2.0	7.21	3.45
CT75X600-VERTICALTEE	600	2.0	2.3	12.58	5.20	1.5	2.0	8.18	3.92
CT75X650-VERTICALTEE	650	2.0	2.3	14.02	5.79	1.5	2.0	9.22	4.42
CT75X700-VERTICALTEE	700	2.0	2.3	15.54	6.42	1.5	2.0	10.31	4.94
CT75X750-VERTICALTEE	750	2.0	2.3	17.14	7.08	1.5	2.0	11.47	5.49
CT75X800-VERTICALTEE	800	2.0	2.3	18.82	7.77	1.5	2.0	12.68	6.07
CT75X850-VERTICALTEE	850	2.3	2.5	23.66	9.24	2.0	2.3	18.60	7.69
CT75X900-VERTICALTEE	900	2.3	2.5	25.76	10.06	2.0	2.3	20.38	8.42
CT75X950-VERTICALTEE	950	2.3	2.5	27.96	10.92	2.0	2.3	22.23	9.18
CT75X1000-VERTICALTEE	1000	2.3	2.5	30.25	11.81	2.0	2.3	24.16	9.98

Vertical Tee (Down)

GI AL HDG PC S304 S316

Default unit: mm



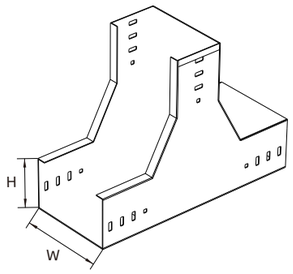

Part Number (Height 50mm)	Width (mm)	Tray Thickness (mm)		Tray Weight (kg/pc)		Cover Thickness (mm)		Cover Weight (kg/pc)	
		Steel	Aluminum	Steel	Aluminum	Steel	Aluminum	Steel	Aluminum
CT75X75-LVETEE	75	1.0	1.2	1.10	0.47	0.8	1.0	0.46	0.21
CT75X100-LVETEE	100	1.0	1.2	1.25	0.54	0.8	1.0	0.57	0.25
CT75X150-LVETEE	150	1.0	1.2	1.58	0.68	0.8	1.0	0.80	0.36
CT75X200-LVETEE	200	1.2	1.5	2.33	1.05	1.0	1.2	1.34	0.58
CT75X250-LVETEE	250	1.2	1.5	2.82	1.27	1.0	1.2	1.72	0.74
CT75X300-LVETEE	300	1.2	1.5	3.35	1.51	1.0	1.2	2.14	0.92
CT75X350-LVETEE	350	1.5	2.0	4.92	2.36	1.2	1.5	3.11	1.40
CT75X400-LVETEE	400	1.5	2.0	5.70	2.73	1.2	1.5	3.70	1.66
CT75X450-LVETEE	450	1.5	2.0	6.55	3.14	1.2	1.5	4.34	1.95
CT75X500-LVETEE	500	1.5	2.0	7.45	3.57	1.2	1.5	5.03	2.26
CT75X550-LVETEE	550	2.0	2.3	11.22	4.64	1.5	2.0	7.21	3.45
CT75X600-LVETEE	600	2.0	2.3	12.58	5.20	1.5	2.0	8.18	3.92
CT75X650-LVETEE	650	2.0	2.3	14.02	5.79	1.5	2.0	9.22	4.42
CT75X700-LVETEE	700	2.0	2.3	15.54	6.42	1.5	2.0	10.31	4.94
CT75X750-LVETEE	750	2.0	2.3	17.14	7.08	1.5	2.0	11.47	5.49
CT75X800-LVETEE	800	2.0	2.3	18.82	7.77	1.5	2.0	12.68	6.07
CT75X850-LVETEE	850	2.3	2.5	23.66	9.24	2.0	2.3	18.60	7.69
CT75X900-LVETEE	900	2.3	2.5	25.76	10.06	2.0	2.3	20.38	8.42
CT75X950-LVETEE	950	2.3	2.5	27.96	10.92	2.0	2.3	22.23	9.18
CT75X1000-LVETEE	1000	2.3	2.5	30.25	11.81	2.0	2.3	24.16	9.98

CT75 Series

Standard Cable Trunking

Reducer

GI AL HDG PC S304 S316

Default unit: mm



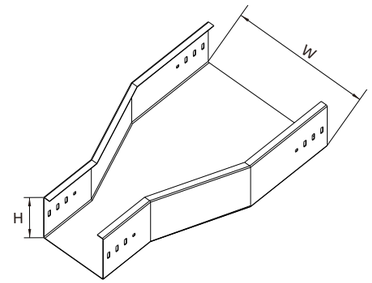

Part Number (Height 50mm)	Width (mm)	Tray Thickness (mm)		Tray Weight (kg/pc)		Cover Thickness (mm)		Cover Weight (kg/pc)	
		Steel	Aluminum	Steel	Aluminum	Steel	Aluminum	Steel	Aluminum
CT75X75-RDC	75	1.0	1.2	0.59	0.25	0.8	1.0	0.13	0.06
CT75X100-RDC	100	1.0	1.2	0.67	0.29	0.8	1.0	0.19	0.09
CT75X150-RDC	150	1.0	1.2	0.84	0.36	0.8	1.0	0.33	0.15
CT75X200-RDC	200	1.2	1.5	1.28	0.58	1.0	1.2	0.64	0.28
CT75X250-RDC	250	1.2	1.5	1.61	0.72	1.0	1.2	0.91	0.39
CT75X300-RDC	300	1.2	1.5	1.98	0.89	1.0	1.2	1.22	0.53
CT75X350-RDC	350	1.5	2.0	3.00	1.44	1.2	1.5	1.89	0.85
CT75X400-RDC	400	1.5	2.0	3.58	1.71	1.2	1.5	2.36	1.06
CT75X450-RDC	450	1.5	2.0	4.22	2.02	1.2	1.5	2.87	1.29
CT75X500-RDC	500	1.5	2.0	4.92	2.36	1.2	1.5	3.43	1.54
CT75X550-RDC	550	2.0	2.3	7.58	3.13	1.5	2.0	5.05	2.42
CT75X600-RDC	600	2.0	2.3	8.67	3.58	1.5	2.0	5.86	2.81
CT75X650-RDC	650	2.0	2.3	9.84	4.06	1.5	2.0	6.74	3.23
CT75X700-RDC	700	2.0	2.3	11.08	4.58	1.5	2.0	7.68	3.68
CT75X750-RDC	750	2.0	2.3	12.41	5.13	1.5	2.0	8.67	4.15
CT75X800-RDC	800	2.0	2.3	13.82	5.71	1.5	2.0	9.73	4.66
CT75X850-RDC	850	2.3	2.5	17.59	6.87	2.0	2.3	14.45	5.97
CT75X900-RDC	900	2.3	2.5	19.39	7.57	2.0	2.3	16.01	6.62
CT75X950-RDC	950	2.3	2.5	21.28	8.31	2.0	2.3	17.65	7.29
CT75X1000-RDC	1000	2.3	2.5	23.25	9.08	2.0	2.3	19.37	8.00

CT100 Steel

GI AL HDG PC S304 S316

Default unit: mm

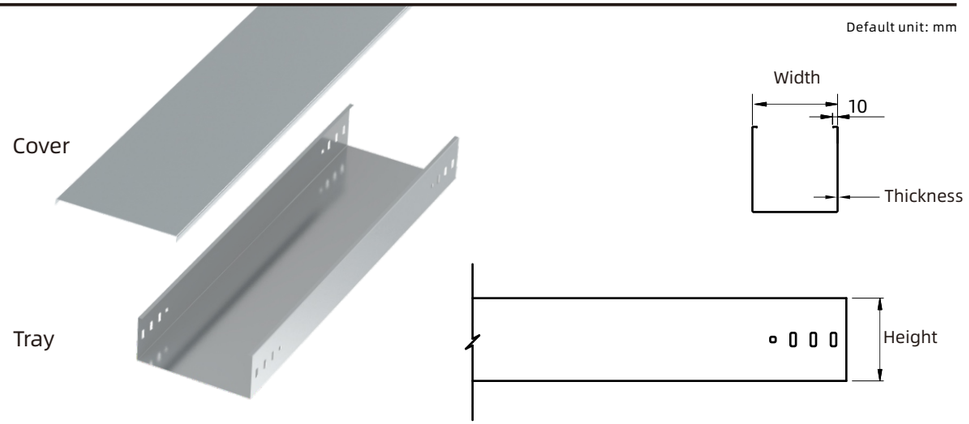

Part Number (Height 100mm)	Width (mm)	Tray Thickness (mm)	Tray Weight (kg/m)	Cover Thickness (mm)	Cover Weight (kg/m)
CT100X100	100	1.0	2.51	0.8	0.75
CT100X150	150	1.0	2.90	0.8	1.06
CT100X200	200	1.2	3.96	1.0	1.72
CT100X250	250	1.2	4.43	1.0	2.12
CT100X300	300	1.2	4.90	1.0	2.51
CT100X350	350	1.5	6.71	1.2	3.48
CT100X400	400	1.5	7.30	1.2	3.95
CT100X450	450	1.5	7.89	1.2	4.42
CT100X500	500	1.5	8.48	1.2	4.89
CT100X550	550	2.0	12.09	1.5	6.71
CT100X600	600	2.0	12.87	1.5	7.30
CT100X650	650	2.0	13.66	1.5	7.88
CT100X700	700	2.0	14.44	1.5	8.47
CT100X750	750	2.0	15.23	1.5	9.06
CT100X800	800	2.0	16.01	1.5	9.65
CT100X850	850	2.3	19.32	2.0	13.65
CT100X900	900	2.3	20.22	2.0	14.44
CT100X950	950	2.3	21.12	2.0	15.22
CT100X1000	1000	2.3	22.03	2.0	16.01

◆ **Tray Height:** 100mm
◆ **Length:** 2000mm

CT100 Series

Standard Cable Trunking

CT100 Aluminum

GI AL HDG PC S304 S316

Default unit: mm

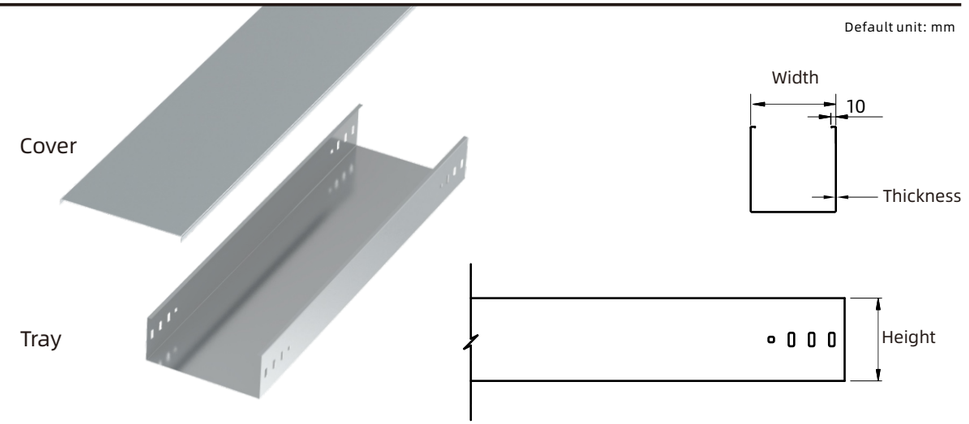

Part Number (Height 100mm)	Width (mm)	Tray Thickness (mm)	Tray Weight (kg/m)	Cover Thickness (mm)	Cover Weight (kg/m)
CT100X100	100	1.2	1.04	1.0	0.33
CT100X150	150	1.2	1.20	1.0	0.46
CT100X200	200	1.5	1.71	1.2	0.72
CT100X250	250	1.5	1.91	1.2	0.88
CT100X300	300	1.5	2.11	1.2	1.04
CT100X350	350	2.0	3.09	1.5	1.50
CT100X400	400	2.0	3.36	1.5	1.71
CT100X450	450	2.0	3.63	1.5	1.91
CT100X500	500	2.0	3.90	1.5	2.11
CT100X550	550	2.3	4.80	2.0	3.09
CT100X600	600	2.3	5.11	2.0	3.36
CT100X650	650	2.3	5.42	2.0	3.63
CT100X700	700	2.3	5.73	2.0	3.90
CT100X750	750	2.3	6.05	2.0	4.17
CT100X800	800	2.3	6.36	2.0	4.44
CT100X850	850	2.5	7.25	2.3	5.42
CT100X900	900	2.5	7.59	2.3	5.73
CT100X950	950	2.5	7.93	2.3	6.05
CT100X1000	1000	2.5	8.27	2.3	6.36

◆ **Tray Height:** 100mm
◆ **Length:** 2000mm

Horizontal 90° Bend

GI AL HDG PC S304 S316

Default unit: mm
L=W+120+X



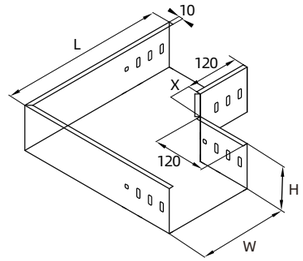

Part Number (Height 100mm)	Width (mm)	Tray Thickness (mm)		Tray Weight (kg/pc)		Cover Thickness (mm)		Cover Weight (kg/pc)	
		Steel	Aluminum	Steel	Aluminum	Steel	Aluminum	Steel	Aluminum
CT100X100-ELB90	100	1.0	1.2	1.07	0.46	0.8	1.0	0.37	0.16
CT100X150-ELB90	150	1.0	1.2	1.38	0.60	0.8	1.0	0.55	0.25
CT100X200-ELB90	200	1.2	1.5	2.08	0.93	1.0	1.2	0.96	0.41
CT100X250-ELB90	250	1.2	1.5	2.54	1.14	1.0	1.2	1.27	0.55
CT100X300-ELB90	300	1.2	1.5	3.06	1.37	1.0	1.2	1.62	0.70
CT100X350-ELB90	350	1.5	2.0	4.52	2.17	1.2	1.5	2.41	1.08
CT100X400-ELB90	400	1.5	2.0	5.28	2.53	1.2	1.5	2.92	1.31
CT100X450-ELB90	450	1.5	2.0	5.28	2.53	1.2	1.5	2.92	1.31
CT100X500-ELB90	500	1.5	2.0	6.98	3.34	1.2	1.5	4.09	1.84
CT100X550-ELB90	550	2.0	2.3	10.55	4.36	1.5	2.0	5.93	2.84
CT100X600-ELB90	600	2.0	2.3	11.88	4.91	1.5	2.0	6.81	3.26
CT100X650-ELB90	650	2.0	2.3	13.28	5.49	1.5	2.0	7.75	3.71
CT100X700-ELB90	700	2.0	2.3	14.77	6.10	1.5	2.0	8.74	4.19
CT100X750-ELB90	750	2.0	2.3	16.33	6.75	1.5	2.0	9.80	4.69
CT100X800-ELB90	800	2.0	2.3	17.97	7.42	1.5	2.0	10.91	5.23
CT100X850-ELB90	850	2.3	2.5	22.64	8.84	2.0	2.3	16.11	6.65
CT100X900-ELB90	900	2.3	2.5	24.71	9.65	2.0	2.3	17.75	7.33
CT100X950-ELB90	950	2.3	2.5	26.87	10.49	2.0	2.3	19.47	8.04
CT100X1000-ELB90	1000	2.3	2.5	29.11	11.37	2.0	2.3	21.27	8.79

CT100 Series

Standard Cable Trunking

Horizontal Tee

GI AL HDG PC S304 S316

Default unit: mm
L1=W+120+X
L2=W+120*2+X*2



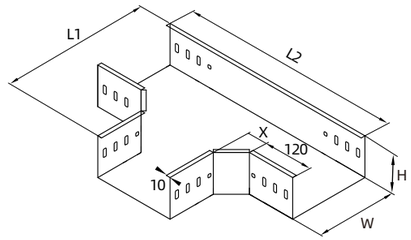

Part Number (Height 100mm)	Width (mm)	Tray Thickness (mm)		Tray Weight (kg/pc)		Cover Thickness (mm)		Cover Weight (kg/pc)	
		Steel	Aluminum	Steel	Aluminum	Steel	Aluminum	Steel	Aluminum
CT100X100-TEE	100	1.0	1.2	1.43	0.62	0.8	1.0	0.57	0.25
CT100X150-TEE	150	1.0	1.2	1.77	0.76	0.8	1.0	0.80	0.36
CT100X200-TEE	200	1.2	1.5	2.57	1.15	1.0	1.2	1.34	0.58
CT100X250-TEE	250	1.2	1.5	3.07	1.38	1.0	1.2	1.72	0.74
CT100X300-TEE	300	1.2	1.5	3.62	1.62	1.0	1.2	2.14	0.92
CT100X350-TEE	350	1.5	2.0	5.26	2.52	1.2	1.5	3.11	1.40
CT100X400-TEE	400	1.5	2.0	6.06	2.90	1.2	1.5	3.70	1.66
CT100X450-TEE	450	1.5	2.0	6.92	3.32	1.2	1.5	4.34	1.95
CT100X500-TEE	500	1.5	2.0	7.84	3.76	1.2	1.5	5.03	2.26
CT100X550-TEE	550	2.0	2.3	11.76	4.86	1.5	2.0	7.21	3.45
CT100X600-TEE	600	2.0	2.3	13.14	5.43	1.5	2.0	8.18	3.92
CT100X650-TEE	650	2.0	2.3	14.60	6.03	1.5	2.0	9.22	4.42
CT100X700-TEE	700	2.0	2.3	16.14	6.67	1.5	2.0	10.31	4.94
CT100X750-TEE	750	2.0	2.3	17.76	7.34	1.5	2.0	11.47	5.49
CT100X800-TEE	800	2.0	2.3	19.45	8.04	1.5	2.0	12.68	6.07
CT100X850-TEE	850	2.3	2.5	24.41	9.53	2.0	2.3	18.60	7.69
CT100X900-TEE	900	2.3	2.5	26.54	10.36	2.0	2.3	20.38	8.42
CT100X950-TEE	950	2.3	2.5	28.76	11.23	2.0	2.3	22.23	9.18
CT100X1000-TEE	1000	2.3	2.5	31.07	12.13	2.0	2.3	24.16	9.98

Horizontal Cross

GI AL HDG PC S304 S316

Default unit: mm
L=W+120*2+X*2



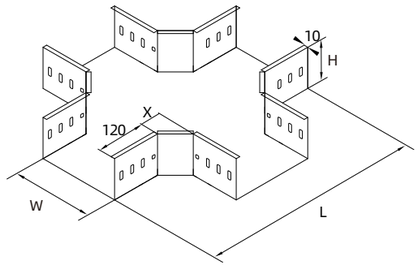

Part Number (Height 100mm)	Width (mm)	Tray Thickness (mm)		Tray Weight (kg/pc)		Cover Thickness (mm)		Cover Weight (kg/pc)	
		Steel	Aluminum	Steel	Aluminum	Steel	Aluminum	Steel	Aluminum
CT100X100-CRS	100	1.0	1.2	1.82	0.79	0.8	1.0	0.85	0.38
CT100X150-CRS	150	1.0	1.2	2.19	0.94	0.8	1.0	1.15	0.51
CT100X200-CRS	200	1.2	1.5	3.11	1.40	1.0	1.2	1.84	0.79
CT100X250-CRS	250	1.2	1.5	3.64	1.63	1.0	1.2	2.28	0.98
CT100X300-CRS	300	1.2	1.5	4.22	1.90	1.0	1.2	2.76	1.19
CT100X350-CRS	350	1.5	2.0	6.06	2.90	1.2	1.5	3.94	1.77
CT100X400-CRS	400	1.5	2.0	6.90	3.31	1.2	1.5	4.62	2.07
CT100X450-CRS	450	1.5	2.0	7.80	3.74	1.2	1.5	5.34	2.40
CT100X500-CRS	500	1.5	2.0	8.76	4.20	1.2	1.5	6.10	2.74
CT100X550-CRS	550	2.0	2.3	13.04	5.39	1.5	2.0	8.65	4.14
CT100X600-CRS	600	2.0	2.3	14.48	5.98	1.5	2.0	9.73	4.66
CT100X650-CRS	650	2.0	2.3	15.99	6.61	1.5	2.0	10.86	5.20
CT100X700-CRS	700	2.0	2.3	17.58	7.26	1.5	2.0	12.06	5.78
CT100X750-CRS	750	2.0	2.3	19.26	7.96	1.5	2.0	13.31	6.38
CT100X800-CRS	800	2.0	2.3	21.01	8.68	1.5	2.0	14.62	7.00
CT100X850-CRS	850	2.3	2.5	26.26	10.25	2.0	2.3	21.33	8.81
CT100X900-CRS	900	2.3	2.5	28.45	11.11	2.0	2.3	23.24	9.60
CT100X950-CRS	950	2.3	2.5	30.74	12.00	2.0	2.3	25.22	10.42
CT100X1000-CRS	1000	2.3	2.5	33.11	12.93	2.0	2.3	27.29	11.27

CT100 Series

Standard Cable Trunking

Outside Riser

GI AL HDG PC S304 S316

Default unit: mm
L=H+120+X



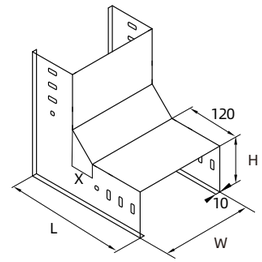

Part Number (Height 100mm)	Width (mm)	Tray Thickness (mm)		Tray Weight (kg/pc)		Cover Thickness (mm)		Cover Weight (kg/pc)	
		Steel	Aluminum	Steel	Aluminum	Steel	Aluminum	Steel	Aluminum
CT100X100-ERS	100	1.0	1.2	1.07	0.46	0.8	1.0	0.37	0.16
CT100X150-ERS	150	1.0	1.2	1.38	0.60	0.8	1.0	0.55	0.25
CT100X200-ERS	200	1.2	1.5	2.08	0.93	1.0	1.2	0.96	0.41
CT100X250-ERS	250	1.2	1.5	2.54	1.14	1.0	1.2	1.27	0.55
CT100X300-ERS	300	1.2	1.5	3.06	1.37	1.0	1.2	1.62	0.70
CT100X350-ERS	350	1.5	2.0	4.52	2.17	1.2	1.5	2.41	1.08
CT100X400-ERS	400	1.5	2.0	5.28	2.53	1.2	1.5	2.92	1.31
CT100X450-ERS	450	1.5	2.0	5.28	2.53	1.2	1.5	2.92	1.31
CT100X500-ERS	500	1.5	2.0	6.98	3.34	1.2	1.5	4.09	1.84
CT100X550-ERS	550	2.0	2.3	10.55	4.36	1.5	2.0	5.93	2.84
CT100X600-ERS	600	2.0	2.3	11.88	4.91	1.5	2.0	6.81	3.26
CT100X650-ERS	650	2.0	2.3	13.28	5.49	1.5	2.0	7.75	3.71
CT100X700-ERS	700	2.0	2.3	14.77	6.10	1.5	2.0	8.74	4.19
CT100X750-ERS	750	2.0	2.3	16.33	6.75	1.5	2.0	9.80	4.69
CT100X800-ERS	800	2.0	2.3	17.97	7.42	1.5	2.0	10.91	5.23
CT100X850-ERS	850	2.3	2.5	22.64	8.84	2.0	2.3	16.11	6.65
CT100X900-ERS	900	2.3	2.5	24.71	9.65	2.0	2.3	17.75	7.33
CT100X950-ERS	950	2.3	2.5	26.87	10.49	2.0	2.3	19.47	8.04
CT100X1000-ERS	1000	2.3	2.5	29.11	11.37	2.0	2.3	21.27	8.79

Inside Riser

GI AL HDG PC S304 S316

Default unit: mm
L=H+120+X



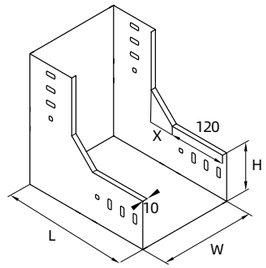

Part Number (Height 100mm)	Width (mm)	Tray Thickness (mm)		Tray Weight (kg/pc)		Cover Thickness (mm)		Cover Weight (kg/pc)	
		Steel	Aluminum	Steel	Aluminum	Steel	Aluminum	Steel	Aluminum
CT100X100-IRS	100	1.0	1.2	1.07	0.46	0.8	1.0	0.37	0.16
CT100X150-IRS	150	1.0	1.2	1.38	0.60	0.8	1.0	0.55	0.25
CT100X200-IRS	200	1.2	1.5	2.08	0.93	1.0	1.2	0.96	0.41
CT100X250-IRS	250	1.2	1.5	2.54	1.14	1.0	1.2	1.27	0.55
CT100X300-IRS	300	1.2	1.5	3.06	1.37	1.0	1.2	1.62	0.70
CT100X350-IRS	350	1.5	2.0	4.52	2.17	1.2	1.5	2.41	1.08
CT100X400-IRS	400	1.5	2.0	5.28	2.53	1.2	1.5	2.92	1.31
CT100X450-IRS	450	1.5	2.0	5.28	2.53	1.2	1.5	2.92	1.31
CT100X500-IRS	500	1.5	2.0	6.98	3.34	1.2	1.5	4.09	1.84
CT100X550-IRS	550	2.0	2.3	10.55	4.36	1.5	2.0	5.93	2.84
CT100X600-IRS	600	2.0	2.3	11.88	4.91	1.5	2.0	6.81	3.26
CT100X650-IRS	650	2.0	2.3	13.28	5.49	1.5	2.0	7.75	3.71
CT100X700-IRS	700	2.0	2.3	14.77	6.10	1.5	2.0	8.74	4.19
CT100X750-IRS	750	2.0	2.3	16.33	6.75	1.5	2.0	9.80	4.69
CT100X800-IRS	800	2.0	2.3	17.97	7.42	1.5	2.0	10.91	5.23
CT100X850-IRS	850	2.3	2.5	22.64	8.84	2.0	2.3	16.11	6.65
CT100X900-IRS	900	2.3	2.5	24.71	9.65	2.0	2.3	17.75	7.33
CT100X950-IRS	950	2.3	2.5	26.87	10.49	2.0	2.3	19.47	8.04
CT100X1000-IRS	1000	2.3	2.5	29.11	11.37	2.0	2.3	21.27	8.79

CT100 Series

Standard Cable Trunking

Vertical Tee (Up)

GI AL HDG PC S304 S316

Default unit: mm



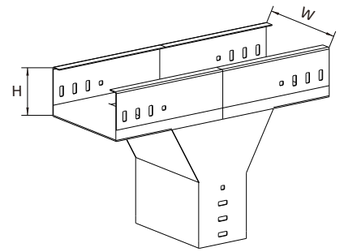

Part Number (Height 100mm)	Width (mm)	Tray Thickness (mm)		Tray Weight (kg/pc)		Cover Thickness (mm)		Cover Weight (kg/pc)	
		Steel	Aluminum	Steel	Aluminum	Steel	Aluminum	Steel	Aluminum
CT100X100-VERTICALTEE	100	1.0	1.2	1.43	0.62	0.8	1.0	0.57	0.25
CT100X150-VERTICALTEE	150	1.0	1.2	1.77	0.76	0.8	1.0	0.80	0.36
CT100X200-VERTICALTEE	200	1.2	1.5	2.57	1.15	1.0	1.2	1.34	0.58
CT100X250-VERTICALTEE	250	1.2	1.5	3.07	1.38	1.0	1.2	1.72	0.74
CT100X300-VERTICALTEE	300	1.2	1.5	3.62	1.62	1.0	1.2	2.14	0.92
CT100X350-VERTICALTEE	350	1.5	2.0	5.26	2.52	1.2	1.5	3.11	1.40
CT100X400-VERTICALTEE	400	1.5	2.0	6.06	2.90	1.2	1.5	3.70	1.66
CT100X450-VERTICALTEE	450	1.5	2.0	6.92	3.32	1.2	1.5	4.34	1.95
CT100X500-VERTICALTEE	500	1.5	2.0	7.84	3.76	1.2	1.5	5.03	2.26
CT100X550-VERTICALTEE	550	2.0	2.3	11.76	4.86	1.5	2.0	7.21	3.45
CT100X600-VERTICALTEE	600	2.0	2.3	13.14	5.43	1.5	2.0	8.18	3.92
CT100X650-VERTICALTEE	650	2.0	2.3	14.60	6.03	1.5	2.0	9.22	4.42
CT100X700-VERTICALTEE	700	2.0	2.3	16.14	6.67	1.5	2.0	10.31	4.94
CT100X750-VERTICALTEE	750	2.0	2.3	17.76	7.34	1.5	2.0	11.47	5.49
CT100X800-VERTICALTEE	800	2.0	2.3	19.45	8.04	1.5	2.0	12.68	6.07
CT100X850-VERTICALTEE	850	2.3	2.5	24.41	9.53	2.0	2.3	18.60	7.69
CT100X900-VERTICALTEE	900	2.3	2.5	26.54	10.36	2.0	2.3	20.38	8.42
CT100X950-VERTICALTEE	950	2.3	2.5	28.76	11.23	2.0	2.3	22.23	9.18
CT100X1000-VERTICALTEE	1000	2.3	2.5	31.07	12.13	2.0	2.3	24.16	9.98

Vertical Tee (Down)

GI AL HDG PC S304 S316

Default unit: mm



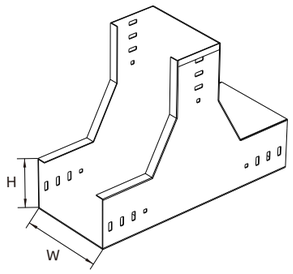

Part Number (Height 100mm)	Width (mm)	Tray Thickness (mm)		Tray Weight (kg/pc)		Cover Thickness (mm)		Cover Weight (kg/pc)	
		Steel	Aluminum	Steel	Aluminum	Steel	Aluminum	Steel	Aluminum
CT100X100-LVETEE	100	1.0	1.2	1.43	0.62	0.8	1.0	0.57	0.25
CT100X150-LVETEE	150	1.0	1.2	1.77	0.76	0.8	1.0	0.80	0.36
CT100X200-LVETEE	200	1.2	1.5	2.57	1.15	1.0	1.2	1.34	0.58
CT100X250-LVETEE	250	1.2	1.5	3.07	1.38	1.0	1.2	1.72	0.74
CT100X300-LVETEE	300	1.2	1.5	3.62	1.62	1.0	1.2	2.14	0.92
CT100X350-LVETEE	350	1.5	2.0	5.26	2.52	1.2	1.5	3.11	1.40
CT100X400-LVETEE	400	1.5	2.0	6.06	2.90	1.2	1.5	3.70	1.66
CT100X450-LVETEE	450	1.5	2.0	6.92	3.32	1.2	1.5	4.34	1.95
CT100X500-LVETEE	500	1.5	2.0	7.84	3.76	1.2	1.5	5.03	2.26
CT100X550-LVETEE	550	2.0	2.3	11.76	4.86	1.5	2.0	7.21	3.45
CT100X600-LVETEE	600	2.0	2.3	13.14	5.43	1.5	2.0	8.18	3.92
CT100X650-LVETEE	650	2.0	2.3	14.60	6.03	1.5	2.0	9.22	4.42
CT100X700-LVETEE	700	2.0	2.3	16.14	6.67	1.5	2.0	10.31	4.94
CT100X750-LVETEE	750	2.0	2.3	17.76	7.34	1.5	2.0	11.47	5.49
CT100X800-LVETEE	800	2.0	2.3	19.45	8.04	1.5	2.0	12.68	6.07
CT100X850-LVETEE	850	2.3	2.5	24.41	9.53	2.0	2.3	18.60	7.69
CT100X900-LVETEE	900	2.3	2.5	26.54	10.36	2.0	2.3	20.38	8.42
CT100X950-LVETEE	950	2.3	2.5	28.76	11.23	2.0	2.3	22.23	9.18
CT100X1000-LVETEE	1000	2.3	2.5	31.07	12.13	2.0	2.3	24.16	9.98

CT100 Series

Standard Cable Trunking

Reducer

GI AL HDG PC S304 S316

Default unit: mm



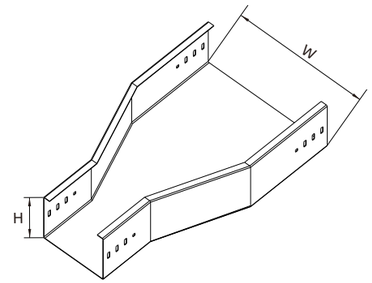

Part Number (Height 100mm)	Width (mm)	Tray Thickness (mm)		Tray Weight (kg/pc)		Cover Thickness (mm)		Cover Weight (kg/pc)	
		Steel	Aluminum	Steel	Aluminum	Steel	Aluminum	Steel	Aluminum
CT100X100-RDC	100	1.0	1.2	0.79	0.34	0.8	1.0	0.18	0.08
CT100X150-RDC	150	1.0	1.2	0.98	0.42	0.8	1.0	0.33	0.15
CT100X200-RDC	200	1.2	1.5	1.45	0.65	1.0	1.2	0.64	0.28
CT100X250-RDC	250	1.2	1.5	1.78	0.80	1.0	1.2	0.91	0.39
CT100X300-RDC	300	1.2	1.5	2.15	0.96	1.0	1.2	1.22	0.53
CT100X350-RDC	350	1.5	2.0	3.21	1.54	1.2	1.5	1.89	0.85
CT100X400-RDC	400	1.5	2.0	3.79	1.82	1.2	1.5	2.36	1.06
CT100X450-RDC	450	1.5	2.0	4.43	2.12	1.2	1.5	2.87	1.29
CT100X500-RDC	500	1.5	2.0	5.13	2.46	1.2	1.5	3.43	1.54
CT100X550-RDC	550	2.0	2.3	7.86	3.25	1.5	2.0	5.05	2.42
CT100X600-RDC	600	2.0	2.3	8.95	3.70	1.5	2.0	5.86	2.81
CT100X650-RDC	650	2.0	2.3	10.12	4.18	1.5	2.0	6.74	3.23
CT100X700-RDC	700	2.0	2.3	11.37	4.70	1.5	2.0	7.68	3.68
CT100X750-RDC	750	2.0	2.3	12.69	5.24	1.5	2.0	8.67	4.15
CT100X800-RDC	800	2.0	2.3	14.10	5.82	1.5	2.0	9.73	4.66
CT100X850-RDC	850	2.3	2.5	17.92	7.00	2.0	2.3	14.45	5.97
CT100X900-RDC	900	2.3	2.5	19.72	7.70	2.0	2.3	16.01	6.62
CT100X950-RDC	950	2.3	2.5	21.60	8.44	2.0	2.3	17.65	7.29
CT100X1000-RDC	1000	2.3	2.5	23.58	9.21	2.0	2.3	19.37	8.00

CT150 Steel

GI AL HDG PC S304 S316

Default unit: mm

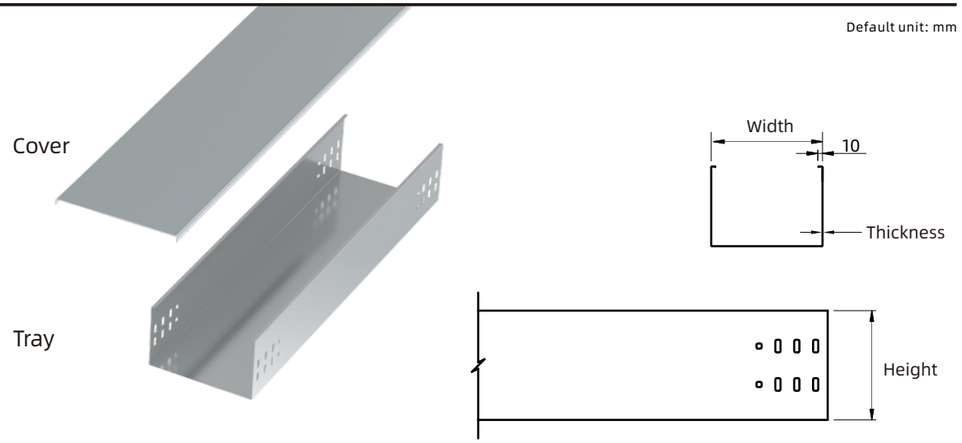

Part Number (Height 150mm)	Width (mm)	Tray Thickness (mm)	Tray Weight (kg/m)	Cover Thickness (mm)	Cover Weight (kg/m)
CT150X150	150	1.0	3.69	0.8	1.06
CT150X200	200	1.2	4.90	1.0	1.72
CT150X250	250	1.2	5.37	1.0	2.12
CT150X300	300	1.2	5.84	1.0	2.51
CT150X350	350	1.5	7.89	1.2	3.48
CT150X400	400	1.5	8.48	1.2	3.95
CT150X450	450	1.5	9.07	1.2	4.42
CT150X500	500	1.5	9.66	1.2	4.89
CT150X550	550	2.0	13.66	1.5	6.71
CT150X600	600	2.0	14.44	1.5	7.30
CT150X650	650	2.0	15.23	1.5	7.88
CT150X700	700	2.0	16.01	1.5	8.47
CT150X750	750	2.0	16.80	1.5	9.06
CT150X800	800	2.0	17.58	1.5	9.65
CT150X850	850	2.3	21.12	2.0	13.65
CT150X900	900	2.3	22.03	2.0	14.44
CT150X950	950	2.3	22.93	2.0	15.22
CT150X1000	1000	2.3	23.83	2.0	16.01

◆ **Tray Height:** 150mm
◆ **Length:** 2000mm

CT150 Series

Standard Cable Trunking

CT150 Aluminum

GI AL HDG PC S304 S316

Default unit: mm

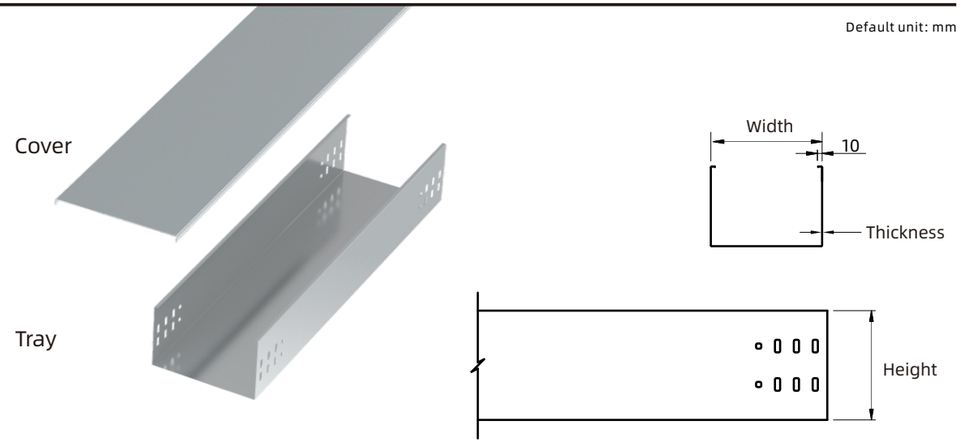

Part Number (Height 150mm)	Width (mm)	Tray Thickness (mm)	Tray Weight (kg/m)	Cover Thickness (mm)	Cover Weight (kg/m)
CT150X150	150	1.2	1.53	1.0	0.46
CT150X200	200	1.5	2.11	1.2	0.72
CT150X250	250	1.5	2.32	1.2	0.88
CT150X300	300	1.5	2.52	1.2	1.04
CT150X350	350	2.0	3.63	1.5	1.50
CT150X400	400	2.0	3.90	1.5	1.71
CT150X450	450	2.0	4.17	1.5	1.91
CT150X500	500	2.0	4.44	1.5	2.11
CT150X550	550	2.3	5.42	2.0	3.09
CT150X600	600	2.3	5.73	2.0	3.36
CT150X650	650	2.3	6.05	2.0	3.63
CT150X700	700	2.3	6.36	2.0	3.90
CT150X750	750	2.3	6.67	2.0	4.17
CT150X800	800	2.3	6.98	2.0	4.44
CT150X850	850	2.5	7.93	2.3	5.42
CT150X900	900	2.5	8.27	2.3	5.73
CT150X950	950	2.5	8.60	2.3	6.05
CT150X1000	1000	2.5	8.94	2.3	6.36

◆ **Tray Height:** 150mm
◆ **Length:** 2000mm

Horizontal 90° Bend

GI AL HDG PC S304 S316

Default unit: mm
L=W+120+X



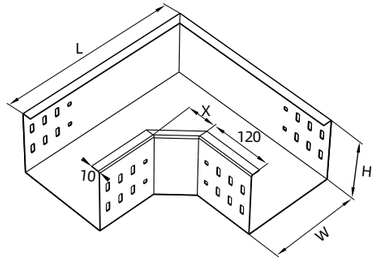

Part Number (Height 150mm)	Width (mm)	Tray Thickness (mm)		Tray Weight (kg/pc)		Cover Thickness (mm)		Cover Weight (kg/pc)	
		Steel	Aluminum	Steel	Aluminum	Steel	Aluminum	Steel	Aluminum
CT150X150-ELB90	150	1.0	1.2	1.73	0.74	0.8	1.0	0.55	0.25
CT150X200-ELB90	200	1.2	1.5	2.54	1.14	1.0	1.2	0.96	0.41
CT150X250-ELB90	250	1.2	1.5	3.05	1.37	1.0	1.2	1.27	0.55
CT150X300-ELB90	300	1.2	1.5	3.61	1.62	1.0	1.2	1.62	0.70
CT150X350-ELB90	350	1.5	2.0	5.28	2.53	1.2	1.5	2.41	1.08
CT150X400-ELB90	400	1.5	2.0	6.09	2.92	1.2	1.5	2.92	1.31
CT150X450-ELB90	450	1.5	2.0	6.97	3.34	1.2	1.5	3.49	1.57
CT150X1500-ELB90	500	1.5	2.0	7.91	3.79	1.2	1.5	4.09	1.84
CT150X550-ELB90	550	2.0	2.3	11.87	4.90	1.5	2.0	5.93	2.84
CT150X600-ELB90	600	2.0	2.3	13.27	5.48	1.5	2.0	6.81	3.26
CT150X650-ELB90	650	2.0	2.3	14.76	6.10	1.5	2.0	7.75	3.71
CT150X700-ELB90	700	2.0	2.3	16.32	6.74	1.5	2.0	8.74	4.19
CT150X750-ELB90	750	2.0	2.3	17.96	7.42	1.5	2.0	9.80	4.69
CT150X800-ELB90	800	2.0	2.3	19.68	8.13	1.5	2.0	10.91	5.23
CT150X850-ELB90	850	2.3	2.5	24.70	9.64	2.0	2.3	16.11	6.65
CT150X900-ELB90	900	2.3	2.5	26.86	10.49	2.0	2.3	17.75	7.33
CT150X950-ELB90	950	2.3	2.5	29.10	11.36	2.0	2.3	19.47	8.04
CT150X1000-ELB90	1000	2.3	2.5	31.44	12.28	2.0	2.3	21.27	8.79

CT150 Series

Standard Cable Trunking

Horizontal Tee

GI AL HDG PC S304 S316

Default unit: mm
L1=W+120+X
L2=W+120*2+X*2



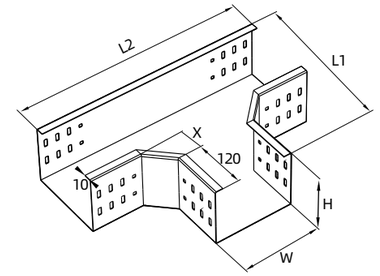

Part Number (Height 150mm)	Width (mm)	Tray Thickness (mm)		Tray Weight (kg/pc)		Cover Thickness (mm)		Cover Weight (kg/pc)	
		Steel	Aluminum	Steel	Aluminum	Steel	Aluminum	Steel	Aluminum
CT150X150-TEE	150	1.0	1.2	2.15	0.93	0.8	1.0	0.80	0.36
CT150X200-TEE	200	1.2	1.5	3.05	1.37	1.0	1.2	1.34	0.58
CT150X250-TEE	250	1.2	1.5	3.57	1.61	1.0	1.2	1.72	0.74
CT150X300-TEE	300	1.2	1.5	4.14	1.86	1.0	1.2	2.14	0.92
CT150X350-TEE	350	1.5	2.0	5.95	2.85	1.2	1.5	3.11	1.40
CT150X400-TEE	400	1.5	2.0	6.78	3.25	1.2	1.5	3.70	1.66
CT150X450-TEE	450	1.5	2.0	7.67	3.67	1.2	1.5	4.34	1.95
CT150X1500-TEE	500	1.5	2.0	8.62	4.13	1.2	1.5	5.03	2.26
CT150X550-TEE	550	2.0	2.3	12.83	5.30	1.5	2.0	7.21	3.45
CT150X600-TEE	600	2.0	2.3	14.26	5.89	1.5	2.0	8.18	3.92
CT150X650-TEE	650	2.0	2.3	15.75	6.51	1.5	2.0	9.22	4.42
CT150X700-TEE	700	2.0	2.3	17.33	7.16	1.5	2.0	10.31	4.94
CT150X750-TEE	750	2.0	2.3	18.99	7.84	1.5	2.0	11.47	5.49
CT150X800-TEE	800	2.0	2.3	20.72	8.56	1.5	2.0	12.68	6.07
CT150X850-TEE	850	2.3	2.5	25.92	10.12	2.0	2.3	18.60	7.69
CT150X900-TEE	900	2.3	2.5	28.09	10.97	2.0	2.3	20.38	8.42
CT150X950-TEE	950	2.3	2.5	30.36	11.85	2.0	2.3	22.23	9.18
CT150X1000-TEE	1000	2.3	2.5	32.72	12.77	2.0	2.3	24.16	9.98

Horizontal Cross

GI AL HDG PC S304 S316

Default unit: mm
L=W+120*2+X*2



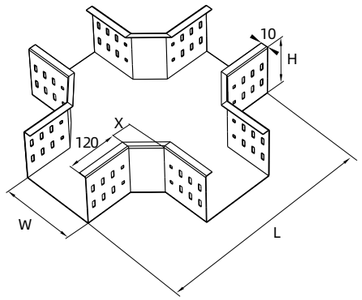

Part Number (Height 150mm)	Width (mm)	Tray Thickness (mm)		Tray Weight (kg/pc)		Cover Thickness (mm)		Cover Weight (kg/pc)	
		Steel	Aluminum	Steel	Aluminum	Steel	Aluminum	Steel	Aluminum
CT150X150-CRS	150	1.0	1.2	2.56	1.10	0.8	1.0	1.15	0.51
CT150X200-CRS	200	1.2	1.5	3.56	1.60	1.0	1.2	1.84	0.79
CT150X250-CRS	250	1.2	1.5	4.09	1.84	1.0	1.2	2.28	0.98
CT150X300-CRS	300	1.2	1.5	4.67	2.10	1.0	1.2	2.76	1.19
CT150X350-CRS	350	1.5	2.0	6.62	3.17	1.2	1.5	3.94	1.77
CT150X400-CRS	400	1.5	2.0	7.47	3.58	1.2	1.5	4.62	2.07
CT150X450-CRS	450	1.5	2.0	8.37	4.01	1.2	1.5	5.34	2.40
CT150X1500-CRS	500	1.5	2.0	9.33	4.47	1.2	1.5	6.10	2.74
CT150X550-CRS	550	2.0	2.3	13.79	5.70	1.5	2.0	8.65	4.14
CT150X600-CRS	600	2.0	2.3	15.23	6.29	1.5	2.0	9.73	4.66
CT150X650-CRS	650	2.0	2.3	16.74	6.92	1.5	2.0	10.86	5.20
CT150X700-CRS	700	2.0	2.3	18.34	7.58	1.5	2.0	12.06	5.78
CT150X750-CRS	750	2.0	2.3	20.01	8.27	1.5	2.0	13.31	6.38
CT150X800-CRS	800	2.0	2.3	21.76	8.99	1.5	2.0	14.62	7.00
CT150X850-CRS	850	2.3	2.5	27.13	10.59	2.0	2.3	21.33	8.81
CT150X900-CRS	900	2.3	2.5	29.32	11.45	2.0	2.3	23.24	9.60
CT150X950-CRS	950	2.3	2.5	31.61	12.34	2.0	2.3	25.22	10.42
CT150X1000-CRS	1000	2.3	2.5	33.98	13.27	2.0	2.3	27.29	11.27

CT150 Series

Standard Cable Trunking

Outside Riser

GI AL HDG PC S304 S316

Default unit: mm
L=H+120+X

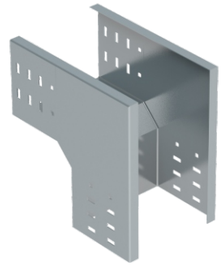

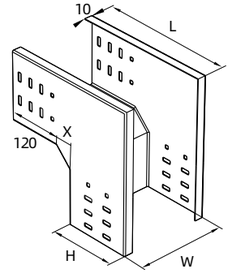

Part Number (Height 150mm)	Width (mm)	Tray Thickness (mm)		Tray Weight (kg/pc)		Cover Thickness (mm)		Cover Weight (kg/pc)	
		Steel	Aluminum	Steel	Aluminum	Steel	Aluminum	Steel	Aluminum
CT150X150-ERS	150	1.0	1.2	1.73	0.74	0.8	1.0	0.55	0.25
CT150X200-ERS	200	1.2	1.5	2.54	1.14	1.0	1.2	0.96	0.41
CT150X250-ERS	250	1.2	1.5	3.05	1.37	1.0	1.2	1.27	0.55
CT150X300-ERS	300	1.2	1.5	3.61	1.62	1.0	1.2	1.62	0.70
CT150X350-ERS	350	1.5	2.0	5.28	2.53	1.2	1.5	2.41	1.08
CT150X400-ERS	400	1.5	2.0	6.09	2.92	1.2	1.5	2.92	1.31
CT150X450-ERS	450	1.5	2.0	6.97	3.34	1.2	1.5	3.49	1.57
CT150X1500-ERS	500	1.5	2.0	7.91	3.79	1.2	1.5	4.09	1.84
CT150X550-ERS	550	2.0	2.3	11.87	4.90	1.5	2.0	5.93	2.84
CT150X600-ERS	600	2.0	2.3	13.27	5.48	1.5	2.0	6.81	3.26
CT150X650-ERS	650	2.0	2.3	14.76	6.10	1.5	2.0	7.75	3.71
CT150X700-ERS	700	2.0	2.3	16.32	6.74	1.5	2.0	8.74	4.19
CT150X750-ERS	750	2.0	2.3	17.96	7.42	1.5	2.0	9.80	4.69
CT150X800-ERS	800	2.0	2.3	19.68	8.13	1.5	2.0	10.91	5.23
CT150X850-ERS	850	2.3	2.5	24.70	9.64	2.0	2.3	16.11	6.65
CT150X900-ERS	900	2.3	2.5	26.86	10.49	2.0	2.3	17.75	7.33
CT150X950-ERS	950	2.3	2.5	29.10	11.36	2.0	2.3	19.47	8.04
CT150X1000-ERS	1000	2.3	2.5	31.44	12.28	2.0	2.3	21.27	8.79

Inside Riser

GI AL HDG PC S304 S316

Default unit: mm
L=H+120+X



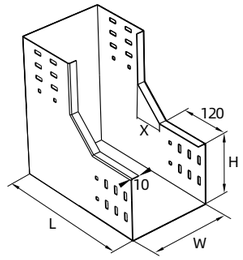

Part Number (Height 150mm)	Width (mm)	Tray Thickness (mm)		Tray Weight (kg/pc)		Cover Thickness (mm)		Cover Weight (kg/pc)	
		Steel	Aluminum	Steel	Aluminum	Steel	Aluminum	Steel	Aluminum
CT150X150-IRS	150	1.0	1.2	1.73	0.74	0.8	1.0	0.55	0.25
CT150X200-IRS	200	1.2	1.5	2.54	1.14	1.0	1.2	0.96	0.41
CT150X250-IRS	250	1.2	1.5	3.05	1.37	1.0	1.2	1.27	0.55
CT150X300-IRS	300	1.2	1.5	3.61	1.62	1.0	1.2	1.62	0.70
CT150X350-IRS	350	1.5	2.0	5.28	2.53	1.2	1.5	2.41	1.08
CT150X400-IRS	400	1.5	2.0	6.09	2.92	1.2	1.5	2.92	1.31
CT150X450-IRS	450	1.5	2.0	6.97	3.34	1.2	1.5	3.49	1.57
CT150X1500-IRS	500	1.5	2.0	7.91	3.79	1.2	1.5	4.09	1.84
CT150X550-IRS	550	2.0	2.3	11.87	4.90	1.5	2.0	5.93	2.84
CT150X600-IRS	600	2.0	2.3	13.27	5.48	1.5	2.0	6.81	3.26
CT150X650-IRS	650	2.0	2.3	14.76	6.10	1.5	2.0	7.75	3.71
CT150X700-IRS	700	2.0	2.3	16.32	6.74	1.5	2.0	8.74	4.19
CT150X750-IRS	750	2.0	2.3	17.96	7.42	1.5	2.0	9.80	4.69
CT150X800-IRS	800	2.0	2.3	19.68	8.13	1.5	2.0	10.91	5.23
CT150X850-IRS	850	2.3	2.5	24.70	9.64	2.0	2.3	16.11	6.65
CT150X900-IRS	900	2.3	2.5	26.86	10.49	2.0	2.3	17.75	7.33
CT150X950-IRS	950	2.3	2.5	29.10	11.36	2.0	2.3	19.47	8.04
CT150X1000-IRS	1000	2.3	2.5	31.44	12.28	2.0	2.3	21.27	8.79

CT150 Series

Standard Cable Trunking

Vertical Tee (Up)

GI AL HDG PC S304 S316

Default unit: mm



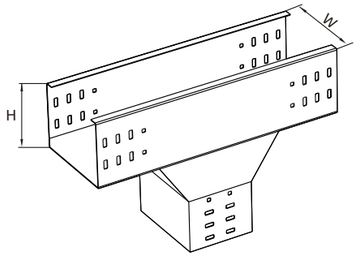

Part Number (Height 150mm)	Width (mm)	Tray Thickness (mm)		Tray Weight (kg/pc)		Cover Thickness (mm)		Cover Weight (kg/pc)	
		Steel	Aluminum	Steel	Aluminum	Steel	Aluminum	Steel	Aluminum
CT150X150-VERTICALTEE	150	1.0	1.2	2.15	0.93	0.8	1.0	0.80	0.36
CT150X200-VERTICALTEE	200	1.2	1.5	3.05	1.37	1.0	1.2	1.34	0.58
CT150X250-VERTICALTEE	250	1.2	1.5	3.57	1.61	1.0	1.2	1.72	0.74
CT150X300-VERTICALTEE	300	1.2	1.5	4.14	1.86	1.0	1.2	2.14	0.92
CT150X350-VERTICALTEE	350	1.5	2.0	5.95	2.85	1.2	1.5	3.11	1.40
CT150X400-VERTICALTEE	400	1.5	2.0	6.78	3.25	1.2	1.5	3.70	1.66
CT150X450-VERTICALTEE	450	1.5	2.0	7.67	3.67	1.2	1.5	4.34	1.95
CT150X1500-VERTICALTEE	500	1.5	2.0	8.62	4.13	1.2	1.5	5.03	2.26
CT150X550-VERTICALTEE	550	2.0	2.3	12.83	5.30	1.5	2.0	7.21	3.45
CT150X600-VERTICALTEE	600	2.0	2.3	14.26	5.89	1.5	2.0	8.18	3.92
CT150X650-VERTICALTEE	650	2.0	2.3	15.75	6.51	1.5	2.0	9.22	4.42
CT150X700-VERTICALTEE	700	2.0	2.3	17.33	7.16	1.5	2.0	10.31	4.94
CT150X750-VERTICALTEE	750	2.0	2.3	18.99	7.84	1.5	2.0	11.47	5.49
CT150X800-VERTICALTEE	800	2.0	2.3	20.72	8.56	1.5	2.0	12.68	6.07
CT150X850-VERTICALTEE	850	2.3	2.5	25.92	10.12	2.0	2.3	18.60	7.69
CT150X900-VERTICALTEE	900	2.3	2.5	28.09	10.97	2.0	2.3	20.38	8.42
CT150X950-VERTICALTEE	950	2.3	2.5	30.36	11.85	2.0	2.3	22.23	9.18
CT150X1000-VERTICALTEE	1000	2.3	2.5	32.72	12.77	2.0	2.3	24.16	9.98

Vertical Tee (Down)

GI AL HDG PC S304 S316

Default unit: mm

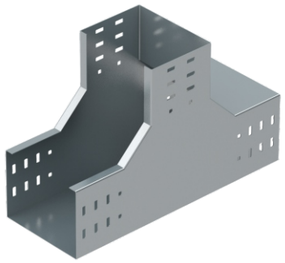

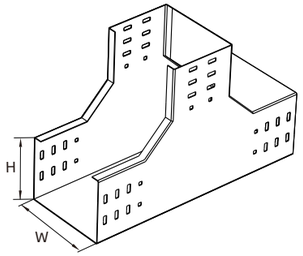

Part Number (Height 150mm)	Width (mm)	Tray Thickness (mm)		Tray Weight (kg/pc)		Cover Thickness (mm)		Cover Weight (kg/pc)	
		Steel	Aluminum	Steel	Aluminum	Steel	Aluminum	Steel	Aluminum
CT150X150-LVETEE	150	1.0	1.2	2.15	0.93	0.8	1.0	0.80	0.36
CT150X200-LVETEE	200	1.2	1.5	3.05	1.37	1.0	1.2	1.34	0.58
CT150X250-LVETEE	250	1.2	1.5	3.57	1.61	1.0	1.2	1.72	0.74
CT150X300-LVETEE	300	1.2	1.5	4.14	1.86	1.0	1.2	2.14	0.92
CT150X350-LVETEE	350	1.5	2.0	5.95	2.85	1.2	1.5	3.11	1.40
CT150X400-LVETEE	400	1.5	2.0	6.78	3.25	1.2	1.5	3.70	1.66
CT150X450-LVETEE	450	1.5	2.0	7.67	3.67	1.2	1.5	4.34	1.95
CT150X1500-LVETEE	500	1.5	2.0	8.62	4.13	1.2	1.5	5.03	2.26
CT150X550-LVETEE	550	2.0	2.3	12.83	5.30	1.5	2.0	7.21	3.45
CT150X600-LVETEE	600	2.0	2.3	14.26	5.89	1.5	2.0	8.18	3.92
CT150X650-LVETEE	650	2.0	2.3	15.75	6.51	1.5	2.0	9.22	4.42
CT150X700-LVETEE	700	2.0	2.3	17.33	7.16	1.5	2.0	10.31	4.94
CT150X750-LVETEE	750	2.0	2.3	18.99	7.84	1.5	2.0	11.47	5.49
CT150X800-LVETEE	800	2.0	2.3	20.72	8.56	1.5	2.0	12.68	6.07
CT150X850-LVETEE	850	2.3	2.5	25.92	10.12	2.0	2.3	18.60	7.69
CT150X900-LVETEE	900	2.3	2.5	28.09	10.97	2.0	2.3	20.38	8.42
CT150X950-LVETEE	950	2.3	2.5	30.36	11.85	2.0	2.3	22.23	9.18
CT150X1000-LVETEE	1000	2.3	2.5	32.72	12.77	2.0	2.3	24.16	9.98

CT150 Series

Standard Cable Trunking

Reducer

GI AL HDG PC S304 S316

Default unit: mm



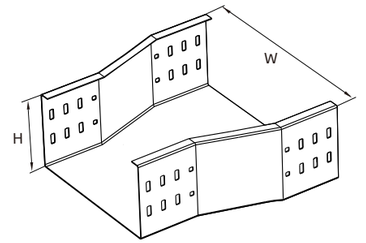

Part Number (Height 150mm)	Width (mm)	Tray Thickness (mm)		Tray Weight (kg/pc)		Cover Thickness (mm)		Cover Weight (kg/pc)	
		Steel	Aluminum	Steel	Aluminum	Steel	Aluminum	Steel	Aluminum
CT150X150-RDC	150	1.0	1.2	1.26	0.54	0.8	1.0	0.33	0.15
CT150X200-RDC	200	1.2	1.5	1.79	0.80	1.0	1.2	0.64	0.28
CT150X250-RDC	250	1.2	1.5	2.11	0.95	1.0	1.2	0.91	0.39
CT150X300-RDC	300	1.2	1.5	2.49	1.12	1.0	1.2	1.22	0.53
CT150X350-RDC	350	1.5	2.0	3.63	1.74	1.2	1.5	1.89	0.85
CT150X400-RDC	400	1.5	2.0	4.22	2.02	1.2	1.5	2.36	1.06
CT150X450-RDC	450	1.5	2.0	4.86	2.33	1.2	1.5	2.87	1.29
CT150X1500-RDC	500	1.5	2.0	5.56	2.66	1.2	1.5	3.43	1.54
CT150X550-RDC	550	2.0	2.3	8.42	3.48	1.5	2.0	5.05	2.42
CT150X600-RDC	600	2.0	2.3	9.51	3.93	1.5	2.0	5.86	2.81
CT150X650-RDC	650	2.0	2.3	10.68	4.41	1.5	2.0	6.74	3.23
CT150X700-RDC	700	2.0	2.3	11.93	4.93	1.5	2.0	7.68	3.68
CT150X750-RDC	750	2.0	2.3	13.26	5.48	1.5	2.0	8.67	4.15
CT150X800-RDC	800	2.0	2.3	14.66	6.06	1.5	2.0	9.73	4.66
CT150X850-RDC	850	2.3	2.5	18.57	7.25	2.0	2.3	14.45	5.97
CT150X900-RDC	900	2.3	2.5	20.37	7.95	2.0	2.3	16.01	6.62
CT150X950-RDC	950	2.3	2.5	22.25	8.69	2.0	2.3	17.65	7.29
CT150X1000-RDC	1000	2.3	2.5	24.23	9.46	2.0	2.3	19.37	8.00

CT200 Steel

GI AL HDG PC S304 S316

Default unit: mm

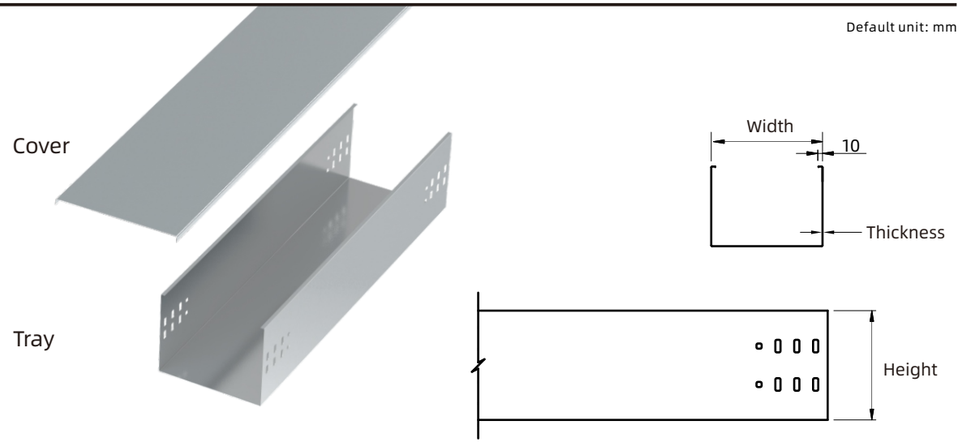

Part Number (Height 200mm)	Width (mm)	Tray Thickness (mm)	Tray Weight (kg/m)	Cover Thickness (mm)	Cover Weight (kg/m)
CT200X200	200	1.2	5.84	1.0	1.72
CT200X250	250	1.2	6.31	1.0	2.12
CT200X300	300	1.2	6.78	1.0	2.51
CT200X350	350	1.5	9.07	1.2	3.48
CT200X400	400	1.5	9.66	1.2	3.95
CT200X450	450	1.5	10.24	1.2	4.42
CT200X500	500	1.5	10.83	1.2	4.89
CT200X550	550	2.0	15.23	1.5	6.71
CT200X600	600	2.0	16.01	1.5	7.30
CT200X650	650	2.0	16.80	1.5	7.88
CT200X700	700	2.0	17.58	1.5	8.47
CT200X750	750	2.0	18.37	1.5	9.06
CT200X800	800	2.0	19.15	1.5	9.65
CT200X850	850	2.3	22.93	2.0	13.65
CT200X900	900	2.3	23.83	2.0	14.44
CT200X950	950	2.3	24.74	2.0	15.22
CT200X1000	1000	2.3	25.64	2.0	16.01

◆ **Tray Height:** 200mm
◆ **Length:** 2000mm

CT200 Series

Standard Cable Trunking

CT200 Aluminum

GI AL HDG PC S304 S316

Default unit: mm

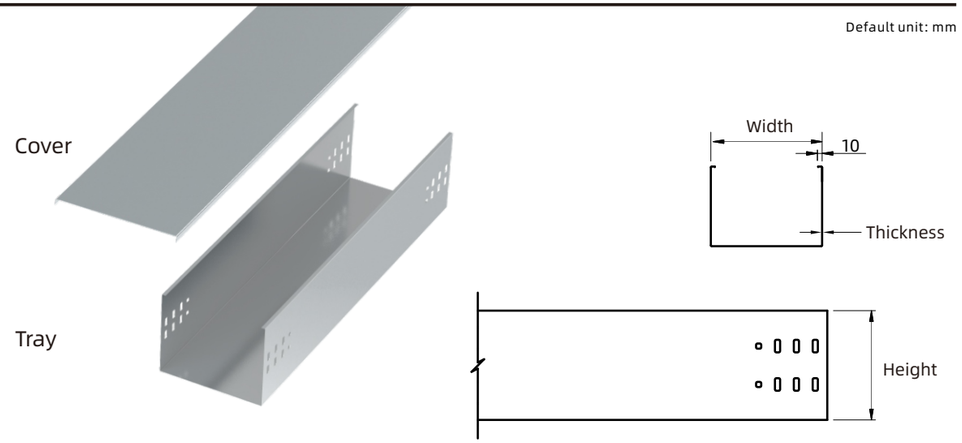

Part Number (Height 200mm)	Width (mm)	Tray Thickness (mm)	Tray Weight (kg/m)	Cover Thickness (mm)	Cover Weight (kg/m)
CT200X200	200	1.5	2.52	1.2	0.72
CT200X250	250	1.5	2.72	1.2	0.88
CT200X300	300	1.5	2.93	1.2	1.04
CT200X350	350	2.0	4.17	1.5	1.50
CT200X400	400	2.0	4.44	1.5	1.71
CT200X450	450	2.0	4.72	1.5	1.91
CT200X500	500	2.0	4.99	1.5	2.11
CT200X550	550	2.3	6.05	2.0	3.09
CT200X600	600	2.3	6.36	2.0	3.36
CT200X650	650	2.3	6.67	2.0	3.63
CT200X700	700	2.3	6.98	2.0	3.90
CT200X750	750	2.3	7.29	2.0	4.17
CT200X800	800	2.3	7.60	2.0	4.44
CT200X850	850	2.5	8.60	2.3	5.42
CT200X900	900	2.5	8.94	2.3	5.73
CT200X950	950	2.5	9.28	2.3	6.05
CT200X1000	1000	2.5	9.62	2.3	6.36

◆ **Tray Height:** 200mm
◆ **Length:** 2000mm

Horizontal 90° Bend

GI AL HDG PC S304 S316

Default unit: mm
L=W+120+X



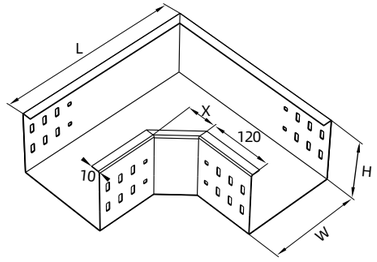

Part Number (Height 200mm)	Width (mm)	Tray Thickness (mm)		Tray Weight (kg/pc)		Cover Thickness (mm)		Cover Weight (kg/pc)	
		Steel	Aluminum	Steel	Aluminum	Steel	Aluminum	Steel	Aluminum
CT200X200-ELB90	200	1.2	1.5	3.00	1.35	1.0	1.2	0.96	0.41
CT200X250-ELB90	250	1.2	1.5	3.56	1.60	1.0	1.2	1.27	0.55
CT200X300-ELB90	300	1.2	1.5	4.17	1.87	1.0	1.2	1.62	0.70
CT200X350-ELB90	350	1.5	2.0	6.03	2.89	1.2	1.5	2.41	1.08
CT200X400-ELB90	400	1.5	2.0	6.91	3.31	1.2	1.5	2.92	1.31
CT200X450-ELB90	450	1.5	2.0	7.84	3.76	1.2	1.5	3.49	1.57
CT200X500-ELB90	500	1.5	2.0	8.84	4.23	1.2	1.5	4.09	1.84
CT200X550-ELB90	550	2.0	2.3	13.19	5.45	1.5	2.0	5.93	2.84
CT200X600-ELB90	600	2.0	2.3	14.67	6.06	1.5	2.0	6.81	3.26
CT200X650-ELB90	650	2.0	2.3	16.23	6.71	1.5	2.0	7.75	3.71
CT200X700-ELB90	700	2.0	2.3	17.87	7.38	1.5	2.0	8.74	4.19
CT200X750-ELB90	750	2.0	2.3	19.59	8.09	1.5	2.0	9.80	4.69
CT200X800-ELB90	800	2.0	2.3	21.39	8.84	1.5	2.0	10.91	5.23
CT200X850-ELB90	850	2.3	2.5	26.76	10.45	2.0	2.3	16.11	6.65
CT200X900-ELB90	900	2.3	2.5	29.01	11.33	2.0	2.3	17.75	7.33
CT200X950-ELB90	950	2.3	2.5	31.34	12.24	2.0	2.3	19.47	8.04
CT200X1000-ELB90	1000	2.3	2.5	33.77	13.19	2.0	2.3	21.27	8.79

CT200 Series

Standard Cable Trunking

Horizontal Tee

GI AL HDG PC S304 S316

Default unit: mm
L1=W+120+X
L2=W+120*2+X*2



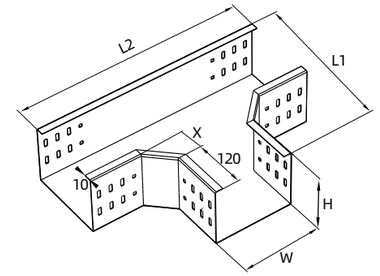

Part Number (Height 200mm)	Width (mm)	Tray Thickness (mm)		Tray Weight (kg/pc)		Cover Thickness (mm)		Cover Weight (kg/pc)	
		Steel	Aluminum	Steel	Aluminum	Steel	Aluminum	Steel	Aluminum
CT200X200-TEE	200	1.2	1.5	3.53	1.59	1.0	1.2	1.34	0.58
CT200X250-TEE	250	1.2	1.5	4.08	1.83	1.0	1.2	1.72	0.74
CT200X300-TEE	300	1.2	1.5	4.67	2.10	1.0	1.2	2.14	0.92
CT200X350-TEE	350	1.5	2.0	6.64	3.18	1.2	1.5	3.11	1.40
CT200X400-TEE	400	1.5	2.0	7.50	3.59	1.2	1.5	3.70	1.66
CT200X450-TEE	450	1.5	2.0	8.42	4.03	1.2	1.5	4.34	1.95
CT200X500-TEE	500	1.5	2.0	9.40	4.50	1.2	1.5	5.03	2.26
CT200X550-TEE	550	2.0	2.3	13.91	5.75	1.5	2.0	7.21	3.45
CT200X600-TEE	600	2.0	2.3	15.37	6.35	1.5	2.0	8.18	3.92
CT200X650-TEE	650	2.0	2.3	16.91	6.99	1.5	2.0	9.22	4.42
CT200X700-TEE	700	2.0	2.3	18.53	7.65	1.5	2.0	10.31	4.94
CT200X750-TEE	750	2.0	2.3	20.22	8.35	1.5	2.0	11.47	5.49
CT200X800-TEE	800	2.0	2.3	22.00	9.09	1.5	2.0	12.68	6.07
CT200X850-TEE	850	2.3	2.5	27.43	10.71	2.0	2.3	18.60	7.69
CT200X900-TEE	900	2.3	2.5	29.65	11.58	2.0	2.3	20.38	8.42
CT200X950-TEE	950	2.3	2.5	31.96	12.48	2.0	2.3	22.23	9.18
CT200X1000-TEE	1000	2.3	2.5	34.36	13.42	2.0	2.3	24.16	9.98

Horizontal Cross

GI AL HDG PC S304 S316

Default unit: mm
L=W+120*2+X*2



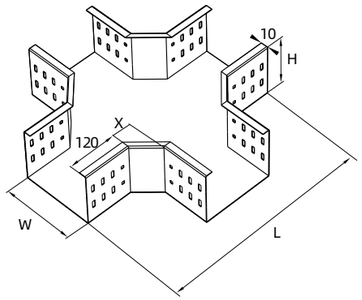

Part Number (Height 200mm)	Width (mm)	Tray Thickness (mm)		Tray Weight (kg/pc)		Cover Thickness (mm)		Cover Weight (kg/pc)	
		Steel	Aluminum	Steel	Aluminum	Steel	Aluminum	Steel	Aluminum
CT200X200-CRS	200	1.2	1.5	4.01	1.80	1.0	1.2	1.84	0.79
CT200X250-CRS	250	1.2	1.5	4.55	2.04	1.0	1.2	2.28	0.98
CT200X300-CRS	300	1.2	1.5	5.12	2.30	1.0	1.2	2.76	1.19
CT200X350-CRS	350	1.5	2.0	7.19	3.44	1.2	1.5	3.94	1.77
CT200X400-CRS	400	1.5	2.0	8.03	3.85	1.2	1.5	4.62	2.07
CT200X450-CRS	450	1.5	2.0	8.93	4.28	1.2	1.5	5.34	2.40
CT200X500-CRS	500	1.5	2.0	9.89	4.74	1.2	1.5	6.10	2.74
CT200X550-CRS	550	2.0	2.3	14.55	6.01	1.5	2.0	8.65	4.14
CT200X600-CRS	600	2.0	2.3	15.98	6.60	1.5	2.0	9.73	4.66
CT200X650-CRS	650	2.0	2.3	17.50	7.23	1.5	2.0	10.86	5.20
CT200X700-CRS	700	2.0	2.3	19.09	7.89	1.5	2.0	12.06	5.78
CT200X750-CRS	750	2.0	2.3	20.76	8.58	1.5	2.0	13.31	6.38
CT200X800-CRS	800	2.0	2.3	22.51	9.30	1.5	2.0	14.62	7.00
CT200X850-CRS	850	2.3	2.5	27.99	10.93	2.0	2.3	21.33	8.81
CT200X900-CRS	900	2.3	2.5	30.19	11.79	2.0	2.3	23.24	9.60
CT200X950-CRS	950	2.3	2.5	32.47	12.68	2.0	2.3	25.22	10.42
CT200X1000-CRS	1000	2.3	2.5	34.85	13.61	2.0	2.3	27.29	11.27

CT200 Series

Standard Cable Trunking

Outside Riser

GI AL HDG PC S304 S316

Default unit: mm
L=H+120+X

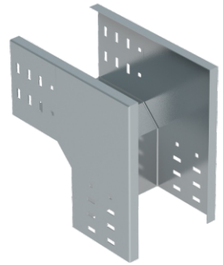

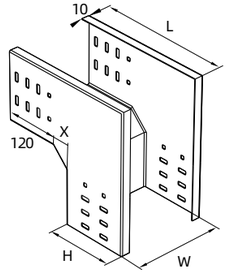

Part Number (Height 200mm)	Width (mm)	Tray Thickness (mm)		Tray Weight (kg/pc)		Cover Thickness (mm)		Cover Weight (kg/pc)	
		Steel	Aluminum	Steel	Aluminum	Steel	Aluminum	Steel	Aluminum
CT200X200-ERS	200	1.2	1.5	3.00	1.35	1.0	1.2	0.96	0.41
CT200X250-ERS	250	1.2	1.5	3.56	1.60	1.0	1.2	1.27	0.55
CT200X300-ERS	300	1.2	1.5	4.17	1.87	1.0	1.2	1.62	0.70
CT200X350-ERS	350	1.5	2.0	6.03	2.89	1.2	1.5	2.41	1.08
CT200X400-ERS	400	1.5	2.0	6.91	3.31	1.2	1.5	2.92	1.31
CT200X450-ERS	450	1.5	2.0	7.84	3.76	1.2	1.5	3.49	1.57
CT200X500-ERS	500	1.5	2.0	8.84	4.23	1.2	1.5	4.09	1.84
CT200X550-ERS	550	2.0	2.3	13.19	5.45	1.5	2.0	5.93	2.84
CT200X600-ERS	600	2.0	2.3	14.67	6.06	1.5	2.0	6.81	3.26
CT200X650-ERS	650	2.0	2.3	16.23	6.71	1.5	2.0	7.75	3.71
CT200X700-ERS	700	2.0	2.3	17.87	7.38	1.5	2.0	8.74	4.19
CT200X750-ERS	750	2.0	2.3	19.59	8.09	1.5	2.0	9.80	4.69
CT200X800-ERS	800	2.0	2.3	21.39	8.84	1.5	2.0	10.91	5.23
CT200X850-ERS	850	2.3	2.5	26.76	10.45	2.0	2.3	16.11	6.65
CT200X900-ERS	900	2.3	2.5	29.01	11.33	2.0	2.3	17.75	7.33
CT200X950-ERS	950	2.3	2.5	31.34	12.24	2.0	2.3	19.47	8.04
CT200X1000-ERS	1000	2.3	2.5	33.77	13.19	2.0	2.3	21.27	8.79

Inside Riser

GI AL HDG PC S304 S316

Default unit: mm
L=H+120+X



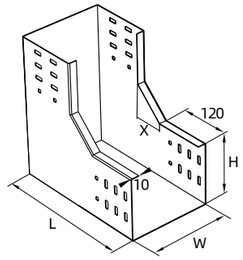

Part Number (Height 200mm)	Width (mm)	Tray Thickness (mm)		Tray Weight (kg/pc)		Cover Thickness (mm)		Cover Weight (kg/pc)	
		Steel	Aluminum	Steel	Aluminum	Steel	Aluminum	Steel	Aluminum
CT200X200-IRS	200	1.2	1.5	3.00	1.35	1.0	1.2	0.96	0.41
CT200X250-IRS	250	1.2	1.5	3.56	1.60	1.0	1.2	1.27	0.55
CT200X300-IRS	300	1.2	1.5	4.17	1.87	1.0	1.2	1.62	0.70
CT200X350-IRS	350	1.5	2.0	6.03	2.89	1.2	1.5	2.41	1.08
CT200X400-IRS	400	1.5	2.0	6.91	3.31	1.2	1.5	2.92	1.31
CT200X450-IRS	450	1.5	2.0	7.84	3.76	1.2	1.5	3.49	1.57
CT200X500-IRS	500	1.5	2.0	8.84	4.23	1.2	1.5	4.09	1.84
CT200X550-IRS	550	2.0	2.3	13.19	5.45	1.5	2.0	5.93	2.84
CT200X600-IRS	600	2.0	2.3	14.67	6.06	1.5	2.0	6.81	3.26
CT200X650-IRS	650	2.0	2.3	16.23	6.71	1.5	2.0	7.75	3.71
CT200X700-IRS	700	2.0	2.3	17.87	7.38	1.5	2.0	8.74	4.19
CT200X750-IRS	750	2.0	2.3	19.59	8.09	1.5	2.0	9.80	4.69
CT200X800-IRS	800	2.0	2.3	21.39	8.84	1.5	2.0	10.91	5.23
CT200X850-IRS	850	2.3	2.5	26.76	10.45	2.0	2.3	16.11	6.65
CT200X900-IRS	900	2.3	2.5	29.01	11.33	2.0	2.3	17.75	7.33
CT200X950-IRS	950	2.3	2.5	31.34	12.24	2.0	2.3	19.47	8.04
CT200X1000-IRS	1000	2.3	2.5	33.77	13.19	2.0	2.3	21.27	8.79

CT200 Series

Standard Cable Trunking

Vertical Tee (Up)

GI AL HDG PC S304 S316

Default unit: mm



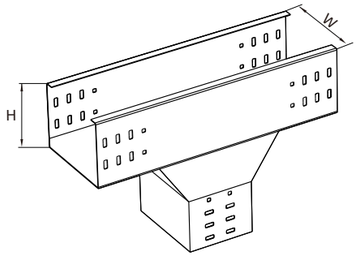

Part Number (Height 200mm)	Width (mm)	Tray Thickness (mm)		Tray Weight (kg/pc)		Cover Thickness (mm)		Cover Weight (kg/pc)	
		Steel	Aluminum	Steel	Aluminum	Steel	Aluminum	Steel	Aluminum
CT200X200-VERTICALTEE	200	1.2	1.5	3.53	1.59	1.0	1.2	1.34	0.58
CT200X250-VERTICALTEE	250	1.2	1.5	4.08	1.83	1.0	1.2	1.72	0.74
CT200X300-VERTICALTEE	300	1.2	1.5	4.67	2.10	1.0	1.2	2.14	0.92
CT200X350-VERTICALTEE	350	1.5	2.0	6.64	3.18	1.2	1.5	3.11	1.40
CT200X400-VERTICALTEE	400	1.5	2.0	7.50	3.59	1.2	1.5	3.70	1.66
CT200X450-VERTICALTEE	450	1.5	2.0	8.42	4.03	1.2	1.5	4.34	1.95
CT200X500-VERTICALTEE	500	1.5	2.0	9.40	4.50	1.2	1.5	5.03	2.26
CT200X550-VERTICALTEE	550	2.0	2.3	13.91	5.75	1.5	2.0	7.21	3.45
CT200X600-VERTICALTEE	600	2.0	2.3	15.37	6.35	1.5	2.0	8.18	3.92
CT200X650-VERTICALTEE	650	2.0	2.3	16.91	6.99	1.5	2.0	9.22	4.42
CT200X700-VERTICALTEE	700	2.0	2.3	18.53	7.65	1.5	2.0	10.31	4.94
CT200X750-VERTICALTEE	750	2.0	2.3	20.22	8.35	1.5	2.0	11.47	5.49
CT200X800-VERTICALTEE	800	2.0	2.3	22.00	9.09	1.5	2.0	12.68	6.07
CT200X850-VERTICALTEE	850	2.3	2.5	27.43	10.71	2.0	2.3	18.60	7.69
CT200X900-VERTICALTEE	900	2.3	2.5	29.65	11.58	2.0	2.3	20.38	8.42
CT200X950-VERTICALTEE	950	2.3	2.5	31.96	12.48	2.0	2.3	22.23	9.18
CT200X1000-VERTICALTEE	1000	2.3	2.5	34.36	13.42	2.0	2.3	24.16	9.98

Vertical Tee (Down)

GI AL HDG PC S304 S316

Default unit: mm

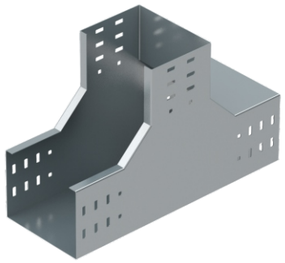

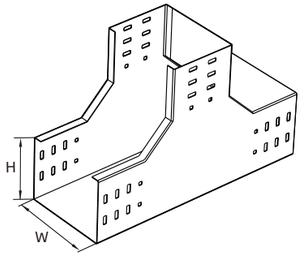

Part Number (Height 200mm)	Width (mm)	Tray Thickness (mm)		Tray Weight (kg/pc)		Cover Thickness (mm)		Cover Weight (kg/pc)	
		Steel	Aluminum	Steel	Aluminum	Steel	Aluminum	Steel	Aluminum
CT200X200-LVETEE	200	1.2	1.5	3.53	1.59	1.0	1.2	1.34	0.58
CT200X250-LVETEE	250	1.2	1.5	4.08	1.83	1.0	1.2	1.72	0.74
CT200X300-LVETEE	300	1.2	1.5	4.67	2.10	1.0	1.2	2.14	0.92
CT200X350-LVETEE	350	1.5	2.0	6.64	3.18	1.2	1.5	3.11	1.40
CT200X400-LVETEE	400	1.5	2.0	7.50	3.59	1.2	1.5	3.70	1.66
CT200X450-LVETEE	450	1.5	2.0	8.42	4.03	1.2	1.5	4.34	1.95
CT200X500-LVETEE	500	1.5	2.0	9.40	4.50	1.2	1.5	5.03	2.26
CT200X550-LVETEE	550	2.0	2.3	13.91	5.75	1.5	2.0	7.21	3.45
CT200X600-LVETEE	600	2.0	2.3	15.37	6.35	1.5	2.0	8.18	3.92
CT200X650-LVETEE	650	2.0	2.3	16.91	6.99	1.5	2.0	9.22	4.42
CT200X700-LVETEE	700	2.0	2.3	18.53	7.65	1.5	2.0	10.31	4.94
CT200X750-LVETEE	750	2.0	2.3	20.22	8.35	1.5	2.0	11.47	5.49
CT200X800-LVETEE	800	2.0	2.3	22.00	9.09	1.5	2.0	12.68	6.07
CT200X850-LVETEE	850	2.3	2.5	27.43	10.71	2.0	2.3	18.60	7.69
CT200X900-LVETEE	900	2.3	2.5	29.65	11.58	2.0	2.3	20.38	8.42
CT200X950-LVETEE	950	2.3	2.5	31.96	12.48	2.0	2.3	22.23	9.18
CT200X1000-LVETEE	1000	2.3	2.5	34.36	13.42	2.0	2.3	24.16	9.98

CT200 Series

Standard Cable Trunking

Reducer

GI AL HDG PC S304 S316

Default unit: mm



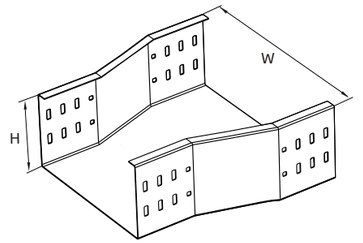

Part Number (Height 200mm)	Width (mm)	Tray Thickness (mm)		Tray Weight (kg/pc)		Cover Thickness (mm)		Cover Weight (kg/pc)	
		Steel	Aluminum	Steel	Aluminum	Steel	Aluminum	Steel	Aluminum
CT200X200-RDC	200	1.2	1.5	2.13	0.96	1.0	1.2	0.64	0.28
CT200X250-RDC	250	1.2	1.5	2.45	1.10	1.0	1.2	0.91	0.39
CT200X300-RDC	300	1.2	1.5	2.83	1.27	1.0	1.2	1.22	0.53
CT200X350-RDC	350	1.5	2.0	4.06	1.94	1.2	1.5	1.89	0.85
CT200X400-RDC	400	1.5	2.0	4.64	2.22	1.2	1.5	2.36	1.06
CT200X450-RDC	450	1.5	2.0	5.28	2.53	1.2	1.5	2.87	1.29
CT200X500-RDC	500	1.5	2.0	5.98	2.87	1.2	1.5	3.43	1.54
CT200X550-RDC	550	2.0	2.3	8.99	3.71	1.5	2.0	5.05	2.42
CT200X600-RDC	600	2.0	2.3	10.08	4.16	1.5	2.0	5.86	2.81
CT200X650-RDC	650	2.0	2.3	11.25	4.65	1.5	2.0	6.74	3.23
CT200X700-RDC	700	2.0	2.3	12.50	5.16	1.5	2.0	7.68	3.68
CT200X750-RDC	750	2.0	2.3	13.82	5.71	1.5	2.0	8.67	4.15
CT200X800-RDC	800	2.0	2.3	15.23	6.29	1.5	2.0	9.73	4.66
CT200X850-RDC	850	2.3	2.5	19.22	7.50	2.0	2.3	14.45	5.97
CT200X900-RDC	900	2.3	2.5	21.02	8.21	2.0	2.3	16.01	6.62
CT200X950-RDC	950	2.3	2.5	22.90	8.94	2.0	2.3	17.65	7.29
CT200X1000-RDC	1000	2.3	2.5	24.88	9.71	2.0	2.3	19.37	8.00

CT250 Steel

GI AL HDG PC S304 S316

Default unit: mm

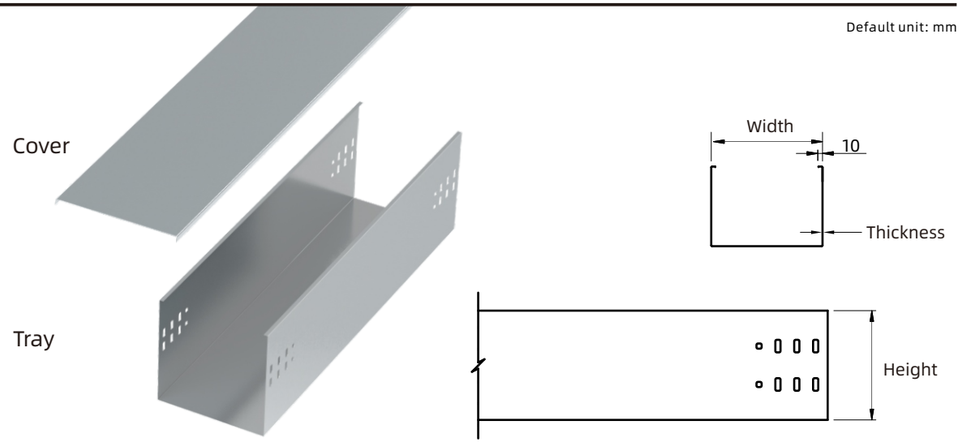

Part Number (Height 250mm)	Width (mm)	Tray Thickness (mm)	Tray Weight (kg/m)	Cover Thickness (mm)	Cover Weight (kg/m)
CT250X250	250	1.2	7.25	1.0	2.12
CT250X300	300	1.2	7.72	1.0	2.51
CT250X350	350	1.5	10.24	1.2	3.48
CT250X400	400	1.5	10.83	1.2	3.95
CT250X450	450	1.5	11.42	1.2	4.42
CT250X500	500	1.5	12.01	1.2	4.89
CT250X550	550	2.0	16.80	1.5	6.71
CT250X600	600	2.0	17.58	1.5	7.30
CT250X650	650	2.0	18.37	1.5	7.88
CT250X700	700	2.0	19.15	1.5	8.47
CT250X750	750	2.0	19.94	1.5	9.06
CT250X800	800	2.0	20.72	1.5	9.65
CT250X850	850	2.3	24.74	2.0	13.65
CT250X900	900	2.3	25.64	2.0	14.44

◆ **Tray Height:** 250mm
◆ **Length:** 2000mm

CT250 Series

Standard Cable Trunking

CT250 Aluminum

GI AL HDG PC S304 S316

Default unit: mm

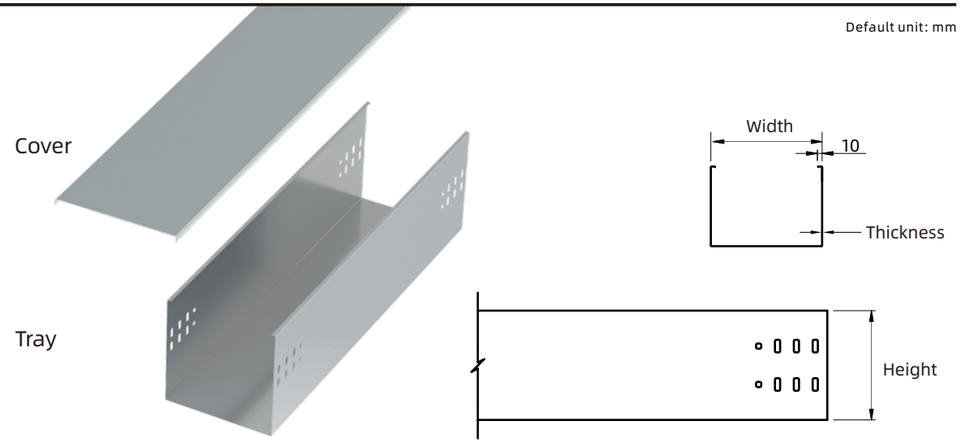

Part Number (Height 250mm)	Width (mm)	Tray Thickness (mm)	Tray Weight (kg/m)	Cover Thickness (mm)	Cover Weight (kg/m)
CT250X250	250	1.5	3.13	1.2	0.88
CT250X300	300	1.5	3.33	1.2	1.04
CT250X350	350	2.0	4.72	1.5	1.50
CT250X400	400	2.0	4.99	1.5	1.71
CT250X450	450	2.0	5.26	1.5	1.91
CT250X500	500	2.0	5.53	1.5	2.11
CT250X550	550	2.3	6.67	2.0	3.09
CT250X600	600	2.3	6.98	2.0	3.36
CT250X650	650	2.3	7.29	2.0	3.63
CT250X700	700	2.3	7.60	2.0	3.90
CT250X750	750	2.3	7.92	2.0	4.17
CT250X800	800	2.3	8.23	2.0	4.44
CT250X850	850	2.5	9.28	2.3	5.42
CT250X900	900	2.5	9.62	2.3	5.73

◆ **Tray Height:** 250mm
◆ **Length:** 2000mm

Horizontal 90° Bend

GI AL HDG PC S304 S316

Default unit: mm
L=W+120+X



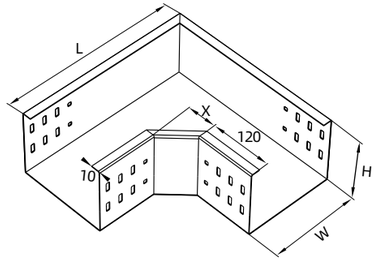

Part Number (Height 250mm)	Width (mm)	Tray Thickness (mm)		Tray Weight (kg/pc)		Cover Thickness (mm)		Cover Weight (kg/pc)	
		Steel	Aluminum	Steel	Aluminum	Steel	Aluminum	Steel	Aluminum
CT250X250-ELB90	250	1.2	1.5	4.07	1.83	1.0	1.2	1.27	0.55
CT250X300-ELB90	300	1.2	1.5	4.72	2.12	1.0	1.2	1.62	0.70
CT250X350-ELB90	350	1.5	2.0	6.78	3.25	1.2	1.5	2.41	1.08
CT250X400-ELB90	400	1.5	2.0	7.72	3.70	1.2	1.5	2.92	1.31
CT250X450-ELB90	450	1.5	2.0	8.71	4.17	1.2	1.5	3.49	1.57
CT250X500-ELB90	500	1.5	2.0	9.77	4.68	1.2	1.5	4.09	1.84
CT250X550-ELB90	550	2.0	2.3	14.51	5.99	1.5	2.0	5.93	2.84
CT250X600-ELB90	600	2.0	2.3	16.07	6.64	1.5	2.0	6.81	3.26
CT250X650-ELB90	650	2.0	2.3	17.71	7.32	1.5	2.0	7.75	3.71
CT250X700-ELB90	700	2.0	2.3	19.43	8.03	1.5	2.0	8.74	4.19
CT250X750-ELB90	750	2.0	2.3	21.23	8.77	1.5	2.0	9.80	4.69
CT250X800-ELB90	800	2.0	2.3	23.10	9.54	1.5	2.0	10.91	5.23
CT250X850-ELB90	850	2.3	2.5	28.82	11.25	2.0	2.3	16.11	6.65
CT250X900-ELB90	900	2.3	2.5	31.15	12.16	2.0	2.3	17.75	7.33

CT250 Series

Standard Cable Trunking

Horizontal Tee

GI AL HDG PC S304 S316

Default unit: mm
L1=W+120+X
L2=W+120*2+X*2



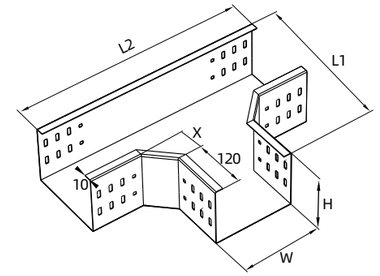

Part Number (Height 250mm)	Width (mm)	Tray Thickness (mm)		Tray Weight (kg/pc)		Cover Thickness (mm)		Cover Weight (kg/pc)	
		Steel	Aluminum	Steel	Aluminum	Steel	Aluminum	Steel	Aluminum
CT250X250-TEE	250	1.2	1.5	4.58	2.06	1.0	1.2	1.72	0.74
CT250X300-TEE	300	1.2	1.5	5.20	2.33	1.0	1.2	2.14	0.92
CT250X350-TEE	350	1.5	2.0	7.33	3.51	1.2	1.5	3.11	1.40
CT250X400-TEE	400	1.5	2.0	8.22	3.94	1.2	1.5	3.70	1.66
CT250X450-TEE	450	1.5	2.0	9.17	4.39	1.2	1.5	4.34	1.95
CT250X500-TEE	500	1.5	2.0	10.17	4.87	1.2	1.5	5.03	2.26
CT250X550-TEE	550	2.0	2.3	14.99	6.19	1.5	2.0	7.21	3.45
CT250X600-TEE	600	2.0	2.3	16.49	6.81	1.5	2.0	8.18	3.92
CT250X650-TEE	650	2.0	2.3	18.06	7.46	1.5	2.0	9.22	4.42
CT250X700-TEE	700	2.0	2.3	19.72	8.15	1.5	2.0	10.31	4.94
CT250X750-TEE	750	2.0	2.3	21.45	8.86	1.5	2.0	11.47	5.49
CT250X800-TEE	800	2.0	2.3	23.27	9.61	1.5	2.0	12.68	6.07
CT250X850-TEE	850	2.3	2.5	28.93	11.30	2.0	2.3	18.60	7.69
CT250X900-TEE	900	2.3	2.5	31.20	12.18	2.0	2.3	20.38	8.42

Horizontal Cross

GI AL HDG PC S304 S316

Default unit: mm
L=W+120*2+X*2



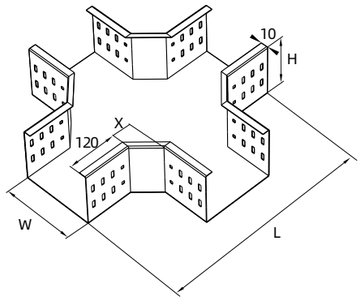

Part Number (Height 250mm)	Width (mm)	Tray Thickness (mm)		Tray Weight (kg/pc)		Cover Thickness (mm)		Cover Weight (kg/pc)	
		Steel	Aluminum	Steel	Aluminum	Steel	Aluminum	Steel	Aluminum
CT250X250-CRS	250	1.2	1.5	5.00	2.24	1.0	1.2	2.28	0.98
CT250X300-CRS	300	1.2	1.5	5.58	2.50	1.0	1.2	2.76	1.19
CT250X350-CRS	350	1.5	2.0	7.75	3.71	1.2	1.5	3.94	1.77
CT250X400-CRS	400	1.5	2.0	8.60	4.12	1.2	1.5	4.62	2.07
CT250X450-CRS	450	1.5	2.0	9.50	4.55	1.2	1.5	5.34	2.40
CT250X500-CRS	500	1.5	2.0	10.46	5.01	1.2	1.5	6.10	2.74
CT250X550-CRS	550	2.0	2.3	15.30	6.32	1.5	2.0	8.65	4.14
CT250X600-CRS	600	2.0	2.3	16.74	6.91	1.5	2.0	9.73	4.66
CT250X650-CRS	650	2.0	2.3	18.25	7.54	1.5	2.0	10.86	5.20
CT250X700-CRS	700	2.0	2.3	19.84	8.20	1.5	2.0	12.06	5.78
CT250X750-CRS	750	2.0	2.3	21.52	8.89	1.5	2.0	13.31	6.38
CT250X800-CRS	800	2.0	2.3	23.27	9.61	1.5	2.0	14.62	7.00
CT250X850-CRS	850	2.3	2.5	28.86	11.27	2.0	2.3	21.33	8.81
CT250X900-CRS	900	2.3	2.5	31.05	12.13	2.0	2.3	23.24	9.60

CT250 Series

Standard Cable Trunking

Outside Riser

GI AL HDG PC S304 S316

Default unit: mm
L=H+120+X

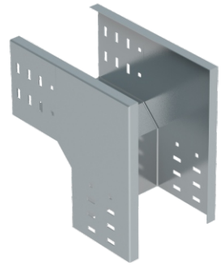

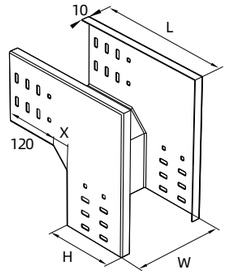

Part Number (Height 250mm)	Width (mm)	Tray Thickness (mm)		Tray Weight (kg/pc)		Cover Thickness (mm)		Cover Weight (kg/pc)	
		Steel	Aluminum	Steel	Aluminum	Steel	Aluminum	Steel	Aluminum
CT250X250-ERS	250	1.2	1.5	4.07	1.83	1.0	1.2	1.27	0.55
CT250X300-ERS	300	1.2	1.5	4.72	2.12	1.0	1.2	1.62	0.70
CT250X350-ERS	350	1.5	2.0	6.78	3.25	1.2	1.5	2.41	1.08
CT250X400-ERS	400	1.5	2.0	7.72	3.70	1.2	1.5	2.92	1.31
CT250X450-ERS	450	1.5	2.0	8.71	4.17	1.2	1.5	3.49	1.57
CT250X500-ERS	500	1.5	2.0	9.77	4.68	1.2	1.5	4.09	1.84
CT250X550-ERS	550	2.0	2.3	14.51	5.99	1.5	2.0	5.93	2.84
CT250X600-ERS	600	2.0	2.3	16.07	6.64	1.5	2.0	6.81	3.26
CT250X650-ERS	650	2.0	2.3	17.71	7.32	1.5	2.0	7.75	3.71
CT250X700-ERS	700	2.0	2.3	19.43	8.03	1.5	2.0	8.74	4.19
CT250X750-ERS	750	2.0	2.3	21.23	8.77	1.5	2.0	9.80	4.69
CT250X800-ERS	800	2.0	2.3	23.10	9.54	1.5	2.0	10.91	5.23
CT250X850-ERS	850	2.3	2.5	28.82	11.25	2.0	2.3	16.11	6.65
CT250X900-ERS	900	2.3	2.5	31.15	12.16	2.0	2.3	17.75	7.33

Inside Riser

GI AL HDG PC S304 S316

Default unit: mm
L=H+120+X



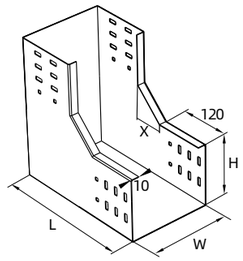

Part Number (Height 250mm)	Width (mm)	Tray Thickness (mm)		Tray Weight (kg/pc)		Cover Thickness (mm)		Cover Weight (kg/pc)	
		Steel	Aluminum	Steel	Aluminum	Steel	Aluminum	Steel	Aluminum
CT250X250-IRS	250	1.2	1.5	4.07	1.83	1.0	1.2	1.27	0.55
CT250X300-IRS	300	1.2	1.5	4.72	2.12	1.0	1.2	1.62	0.70
CT250X350-IRS	350	1.5	2.0	6.78	3.25	1.2	1.5	2.41	1.08
CT250X400-IRS	400	1.5	2.0	7.72	3.70	1.2	1.5	2.92	1.31
CT250X450-IRS	450	1.5	2.0	8.71	4.17	1.2	1.5	3.49	1.57
CT250X500-IRS	500	1.5	2.0	9.77	4.68	1.2	1.5	4.09	1.84
CT250X550-IRS	550	2.0	2.3	14.51	5.99	1.5	2.0	5.93	2.84
CT250X600-IRS	600	2.0	2.3	16.07	6.64	1.5	2.0	6.81	3.26
CT250X650-IRS	650	2.0	2.3	17.71	7.32	1.5	2.0	7.75	3.71
CT250X700-IRS	700	2.0	2.3	19.43	8.03	1.5	2.0	8.74	4.19
CT250X750-IRS	750	2.0	2.3	21.23	8.77	1.5	2.0	9.80	4.69
CT250X800-IRS	800	2.0	2.3	23.10	9.54	1.5	2.0	10.91	5.23
CT250X850-IRS	850	2.3	2.5	28.82	11.25	2.0	2.3	16.11	6.65
CT250X900-IRS	900	2.3	2.5	31.15	12.16	2.0	2.3	17.75	7.33

CT250 Series

Standard Cable Trunking

Vertical Tee (Up)

GI AL HDG PC S304 S316

Default unit: mm



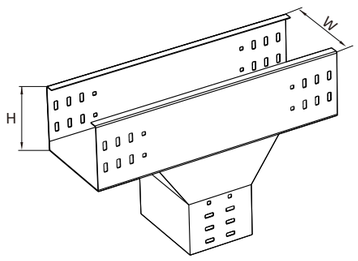

Part Number (Height 250mm)	Width (mm)	Tray Thickness (mm)		Tray Weight (kg/pc)		Cover Thickness (mm)		Cover Weight (kg/pc)	
		Steel	Aluminum	Steel	Aluminum	Steel	Aluminum	Steel	Aluminum
CT250X250-VERTICALTEE	250	1.2	1.5	4.58	2.06	1.0	1.2	1.72	0.74
CT250X300-VERTICALTEE	300	1.2	1.5	5.20	2.33	1.0	1.2	2.14	0.92
CT250X350-VERTICALTEE	350	1.5	2.0	7.33	3.51	1.2	1.5	3.11	1.40
CT250X400-VERTICALTEE	400	1.5	2.0	8.22	3.94	1.2	1.5	3.70	1.66
CT250X450-VERTICALTEE	450	1.5	2.0	9.17	4.39	1.2	1.5	4.34	1.95
CT250X500-VERTICALTEE	500	1.5	2.0	10.17	4.87	1.2	1.5	5.03	2.26
CT250X550-VERTICALTEE	550	2.0	2.3	14.99	6.19	1.5	2.0	7.21	3.45
CT250X600-VERTICALTEE	600	2.0	2.3	16.49	6.81	1.5	2.0	8.18	3.92
CT250X650-VERTICALTEE	650	2.0	2.3	18.06	7.46	1.5	2.0	9.22	4.42
CT250X700-VERTICALTEE	700	2.0	2.3	19.72	8.15	1.5	2.0	10.31	4.94
CT250X750-VERTICALTEE	750	2.0	2.3	21.45	8.86	1.5	2.0	11.47	5.49
CT250X800-VERTICALTEE	800	2.0	2.3	23.27	9.61	1.5	2.0	12.68	6.07
CT250X850-VERTICALTEE	850	2.3	2.5	28.93	11.30	2.0	2.3	18.60	7.69
CT250X900-VERTICALTEE	900	2.3	2.5	31.20	12.18	2.0	2.3	20.38	8.42

Vertical Tee (Down)

GI AL HDG PC S304 S316

Default unit: mm

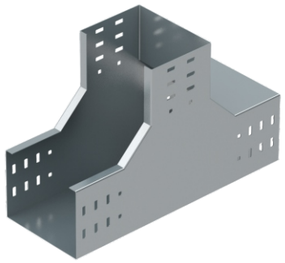

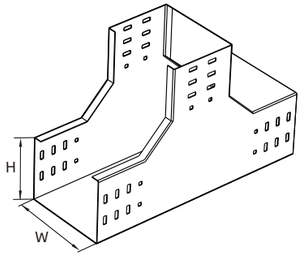

Part Number (Height 250mm)	Width (mm)	Tray Thickness (mm)		Tray Weight (kg/pc)		Cover Thickness (mm)		Cover Weight (kg/pc)	
		Steel	Aluminum	Steel	Aluminum	Steel	Aluminum	Steel	Aluminum
CT250X250-LVETEE	250	1.2	1.5	4.58	2.06	1.0	1.2	1.72	0.74
CT250X300-LVETEE	300	1.2	1.5	5.20	2.33	1.0	1.2	2.14	0.92
CT250X350-LVETEE	350	1.5	2.0	7.33	3.51	1.2	1.5	3.11	1.40
CT250X400-LVETEE	400	1.5	2.0	8.22	3.94	1.2	1.5	3.70	1.66
CT250X450-LVETEE	450	1.5	2.0	9.17	4.39	1.2	1.5	4.34	1.95
CT250X500-LVETEE	500	1.5	2.0	10.17	4.87	1.2	1.5	5.03	2.26
CT250X550-LVETEE	550	2.0	2.3	14.99	6.19	1.5	2.0	7.21	3.45
CT250X600-LVETEE	600	2.0	2.3	16.49	6.81	1.5	2.0	8.18	3.92
CT250X650-LVETEE	650	2.0	2.3	18.06	7.46	1.5	2.0	9.22	4.42
CT250X700-LVETEE	700	2.0	2.3	19.72	8.15	1.5	2.0	10.31	4.94
CT250X750-LVETEE	750	2.0	2.3	21.45	8.86	1.5	2.0	11.47	5.49
CT250X800-LVETEE	800	2.0	2.3	23.27	9.61	1.5	2.0	12.68	6.07
CT250X850-LVETEE	850	2.3	2.5	28.93	11.30	2.0	2.3	18.60	7.69
CT250X900-LVETEE	900	2.3	2.5	31.20	12.18	2.0	2.3	20.38	8.42

CT250 Series

Standard Cable Trunking

Reducer

GI AL HDG PC S304 S316

Default unit: mm



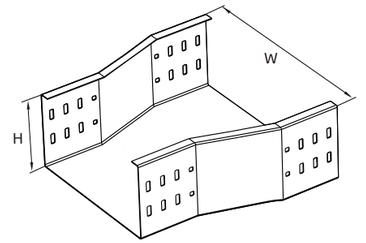

Part Number (Height 250mm)	Width (mm)	Tray Thickness (mm)		Tray Weight (kg/pc)		Cover Thickness (mm)		Cover Weight (kg/pc)	
		Steel	Aluminum	Steel	Aluminum	Steel	Aluminum	Steel	Aluminum
CT250X250-RDC	250	1.2	1.5	2.79	1.25	1.0	1.2	0.91	0.39
CT250X300-RDC	300	1.2	1.5	3.17	1.42	1.0	1.2	1.22	0.53
CT250X350-RDC	350	1.5	2.0	4.48	2.15	1.2	1.5	1.89	0.85
CT250X400-RDC	400	1.5	2.0	5.06	2.43	1.2	1.5	2.36	1.06
CT250X450-RDC	450	1.5	2.0	5.70	2.73	1.2	1.5	2.87	1.29
CT250X500-RDC	500	1.5	2.0	6.41	3.07	1.2	1.5	3.43	1.54
CT250X550-RDC	550	2.0	2.3	9.55	3.95	1.5	2.0	5.05	2.42
CT250X600-RDC	600	2.0	2.3	10.64	4.40	1.5	2.0	5.86	2.81
CT250X650-RDC	650	2.0	2.3	11.81	4.88	1.5	2.0	6.74	3.23
CT250X700-RDC	700	2.0	2.3	13.06	5.40	1.5	2.0	7.68	3.68
CT250X750-RDC	750	2.0	2.3	14.39	5.94	1.5	2.0	8.67	4.15
CT250X800-RDC	800	2.0	2.3	15.79	6.52	1.5	2.0	9.73	4.66
CT250X850-RDC	850	2.3	2.5	19.87	7.76	2.0	2.3	14.45	5.97
CT250X900-RDC	900	2.3	2.5	21.67	8.46	2.0	2.3	16.01	6.62

Other Bends

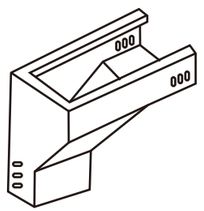

Left Upper Bend

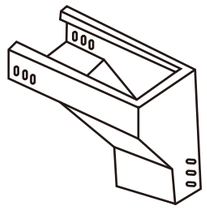

Right Upper Bend

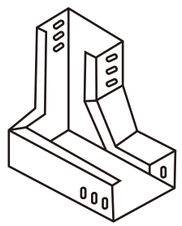

Left Lower Bend

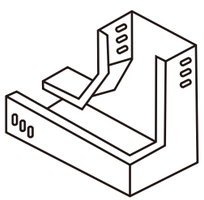

Right Lower Bend

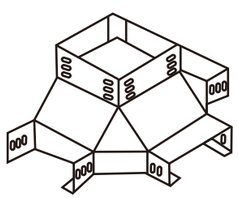

Vertical Cross (Up)

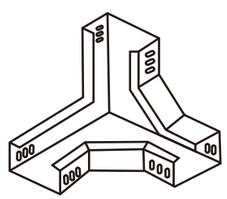

Vertical Tee
(Down Corner)

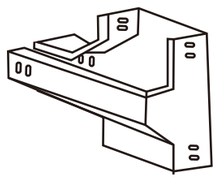

Vertical Tee (Left)

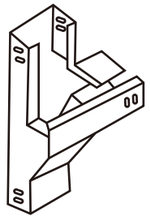

Vertical Tee (Right)

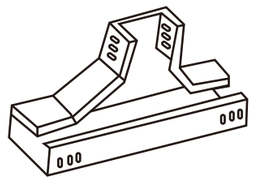

Vertical Tee
(Lower Side)

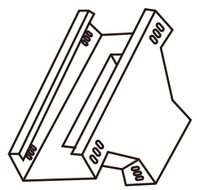

Vertical Tee
(Upper Side)

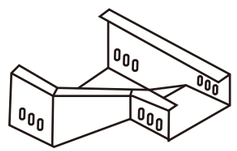

Reducer

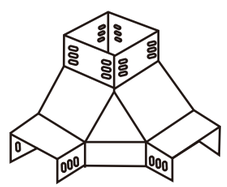

Vertical Tee
(Upper Corner)

General Accessories

End Cap

GI AL HDG PC S304 S316

Part Number	Width (mm)	Height (mm)
CTPJ-TTR	50、75、100、150、200、250、300、350、400、450、500、550、600、650、700、750、800、850、900、950、1000	50、75、100、150、200、250

Note: Height 50mm-100mm is for one row of holes
Height 150mm-250mm is for two rows of holes

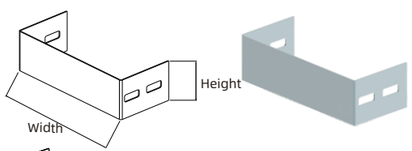



Height:50mm-100mm



Height:150mm-250mm

Straight Connector

GI AL HDG PC S304 S316

Part Number	Width (mm)	Height (mm)
CTPJ-ZL-50	200	50
CTPJ-ZL-75		75
CTPJ-ZL-100		100
CTPJ-ZL-150		150
CTPJ-ZL-200		200
CTPJ-ZL-250		250

Note: Height 50mm-100mm is for one row of holes
Height 150mm-250mm is for two rows of holes

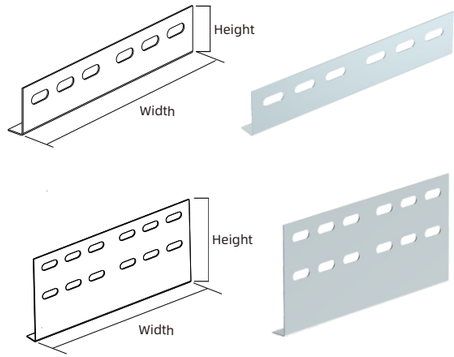



Height:50mm-100mm



Height:150mm-250mm

Cover Clip

GI AL HDG PC S304 S316

Part Number
CTPJ-CLP







Seven-Figure Clip

GI AL HDG PC S304 S316

Part Number	Height (mm)
CTPJ-SCLP-50	50
CTPJ-SCLP-75	75
CTPJ-SCLP-100	100
CTPJ-SCLP-150	150
CTPJ-SCLP-200	200

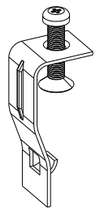





Wall Bracket

GI AL HDG PC S304 S316

Part Number	Applicable Cable Tray Width (mm)
CTPJ-CRP-100	100
CTPJ-CRP-150	150
CTPJ-CRP-200	200
CTPJ-CRP-250	250
CTPJ-CRP-300	300
CTPJ-CRP-350	350
CTPJ-CRP-400	400
CTPJ-CRP-450	450
CTPJ-CRP-500	500
CTPJ-CRP-550	550
CTPJ-CRP-600	600
CTPJ-CRP-650	650
CTPJ-CRP-700	700
CTPJ-CRP-750	750
CTPJ-CRP-800	800
CTPJ-CRP-850	850
CTPJ-CRP-900	900
CTPJ-CRP-950	950
CTPJ-CRP-1000	1000

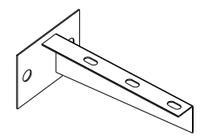





Ceiling Bracket

GI AL HDG PC S304 S316

Part Number	Applicable Cable Tray Width (mm)
CTPJ-BAR-100	100
CTPJ-BAR-150	150
CTPJ-BAR-200	200
CTPJ-BAR-250	250
CTPJ-BAR-300	300
CTPJ-BAR-350	350
CTPJ-BAR-400	400

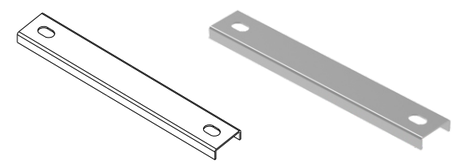

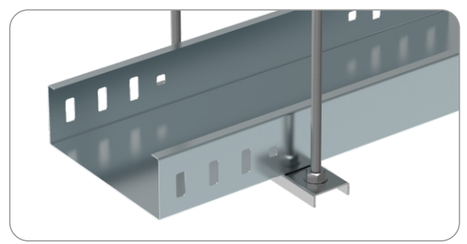

Hanging Frame

GI AL HDG PC S304 S316

Part Number	Width (mm)	Height (mm)
CTPJ-DK25x50	25	50
CTPJ-DK50x50	50	50
CTPJ-DK50x75	75	50
CTPJ-DK50x100	100	50
CTPJ-DK100x100	100	100

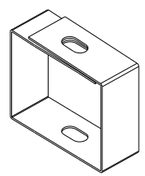





Floor Stand

GI AL HDG PC S304 S316

Part Number	Applicable Cable Tray Width (mm)
CTPJ-EFS50	50
CTPJ-EFS100	100
CTPJ-EFS150	150
CTPJ-EFS200	200
CTPJ-EFS250	250
CTPJ-EFS300	300
CTPJ-EFS400	400

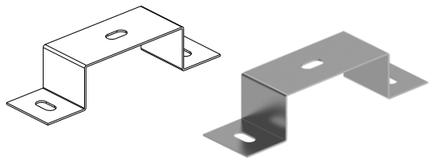



General Accessories

Standard Cable Trunking

Divider

GI AL HDG PC S304 S316

Part Number	Length (mm)	Height (mm)
CTPJ-DVR-50	3000	35
CTPJ-DVR-75		60
CTPJ-DVR-100		85
CTPJ-DVR-150		135
CTPJ-DVR-200		185

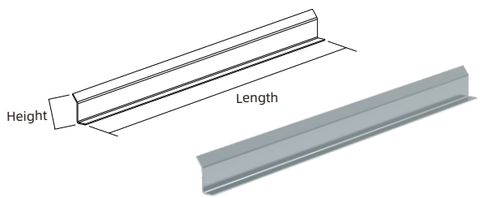



CABLE LADDER

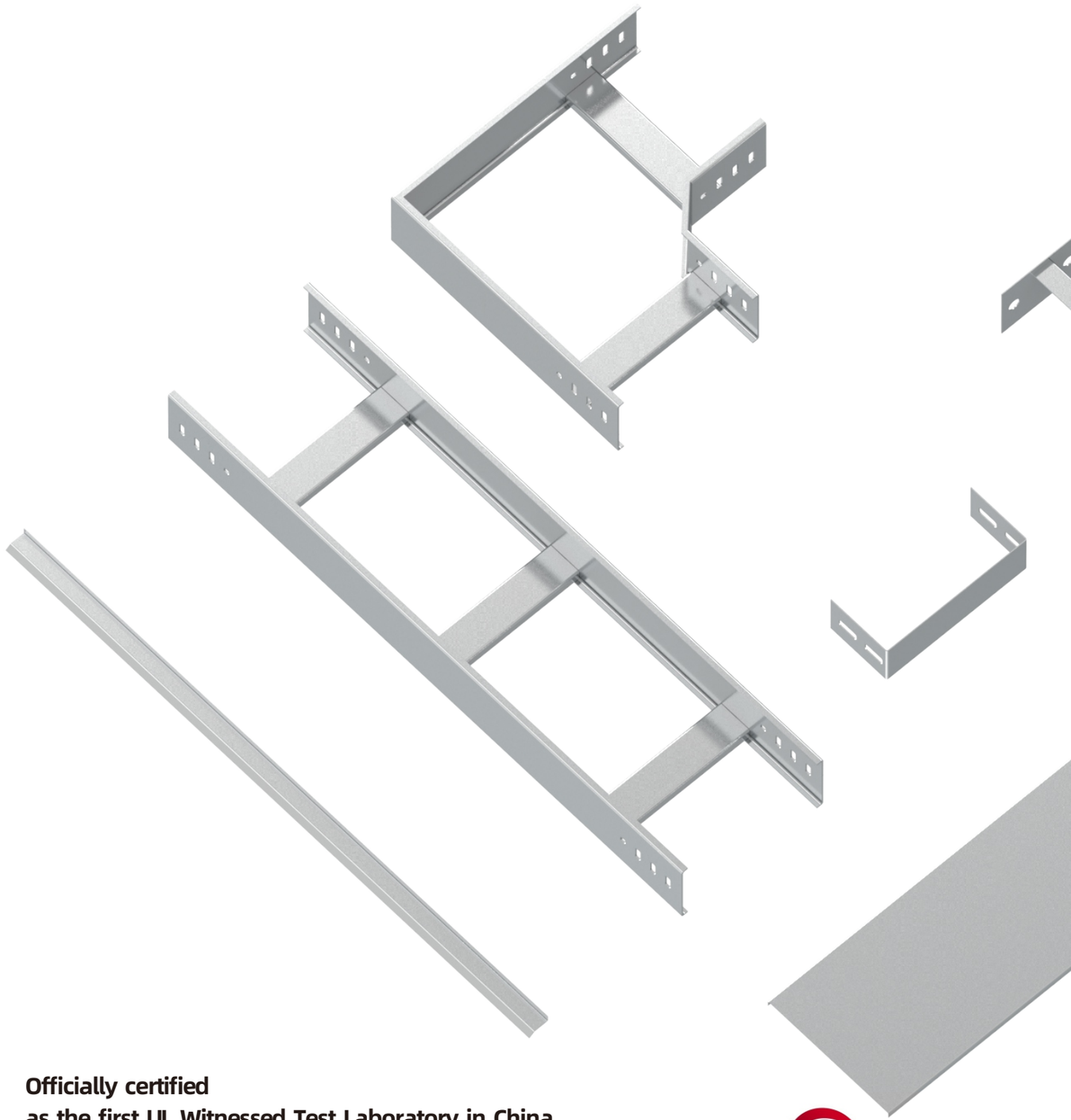

Officially certified
as the first UL Witnessed Test Laboratory in China

Multiple products are UL certified,
with our certified product portfolio continuously expanding.

For detailed certification information, please refer to the options below.
https://productiq.ulprospector.com/en/search?term=VICHNET

Standards Compliance & Technical Overview

Our cable tray and ladder systems are designed and manufactured in accordance with GB/T 21762-2008 Cable Management - Cable Tray Systems and Cable Ladder Systems. This standard is developed with reference to international practices such as IEC 61537:2006, ensuring reliable performance in terms of mechanical strength, electrical continuity, and corrosion resistance.
Note: All technical test reports are issued based on GB/T 21762-2008.

01 Mechanical Performance

① Safe Working Load (SWL)
Mechanical strength is a critical parameter for cable support systems and is evaluated based on the Safe Working Load (SWL).
Under rated load conditions:
●Longitudinal deflection < 1/100 of the span
●Transverse deflection < 1/20 of the tray width
These limits ensure structural stability and safe operation during service.
②Impact Resistance
Impact resistance is tested in accordance with GB/T 2423.55–2006 (reference: IEC60068-2-75:2014), using a pendulum hammer method.
This ensures the system maintains integrity under accidental impacts.

Impact Energy (J)	Equivalent Mass (kg)	Drop Height (mm)
2J	0.5kg	400±4mm
5J	1.7kg	295±3mm
10J	5.0kg	200±2mm
20J	5.0kg	400±4mm
50J	10kg	500±5mm

Impact Resistance Test (Reference Table)

02 Electrical Continuity

Electrical continuity is essential for safe grounding and equipotential bonding.
According to GB/T 21762-2008:
●With joints: ≤ 50 mΩ/m
●Without joints: ≤ 5 mΩ/m
These requirements guarantee stable electrical performance across the system.

03 Corrosion Resistance

All system components must provide adequate corrosion protection. Compliance is verified through one or more of the following methods:
●Declaration (manufacturer's statement of conformity)
●Measurement (coating thickness verification)
●Testing (Neutral Salt Spray Test - NSS)

Material-specific requirements
●Non-metallic components→ Naturally corrosion-resistant; no additional testing required
●Galvanized or stainless steel components→ Compliance can be demonstrated by:
■Declared corrosion class (e.g., Class 1-8, 9A-9D) ■Coating thickness measurement
●Other metallic coatings or non-classified galvanized steel→ Must pass NSS testing for specified duration.
●Aluminum alloys, other metals, and organic coatings→ Requirements are under ongoing standard development.

Test Method References
●Coating thickness measurement: GB/T 4956-2025 (reference: ISO 2178:2016)
●Neutral Salt Spray Test (NSS): accelerated corrosion testing method. After NSS testing (reference: ISO 9227). Corrosion level shall not exceed Grade 4 according to GB/T 6461-2002 (reference: ISO 10289:1999)
Corrosion performance is validated through a combination of coating thickness control and accelerated salt spray testing, ensuring long-term durability in harsh environments.

Corrosion Class	0	1	2	3	4	5	6	7	8
Test Duration (hours)	/	24	96	155	195	450	550	700	850

Salt Spray Test Duration (Reference Table)

Load & Fill Chart

Part Number	Height (mm)	Width (mm)	Length (mm)	Recommended Tray Thickness (mm)	Span length (m)	Load (kg/m)
CL50X300	50	300	2000	1.2	1.5	180
CL75X300	75	300	2000	1.2	1.5	300
CL100X300	100	300	2000	1.2	1.5	340
CL150X300	150	300	2000	1.2	1.5	350
CL200X300	200	300	2000	1.2	1.5	435
CL250X300	250	300	2000	1.2	1.5	435

All data listed in this table are field-measured data.



Cable Ladder Contents

Cable Ladder

CL50 Series	CL50
90° Horizontal Bend	CL-ELB90
Horizontal Tee	CL-TEE
Horizontal Cross	CL-CRS
Rise Bend (Outer Bend)	CL-ERS
Drop Bend (Inner Bend)	CL-IRS
Reducer	CL-RDC
CL75 Series	CL75
90° Horizontal Bend	CL-ELB90
Horizontal Tee	CL-TEE
Horizontal Cross	CL-CRS
Rise Bend (Outer Bend)	CL-ERS
Drop Bend (Inner Bend)	CL-IRS
Reducer	CL-RDC
CL100 Series	CL100
90° Horizontal Bend	CL-ELB90
Horizontal Tee	CL-TEE
Horizontal Cross	CL-CRS
Rise Bend (Outer Bend)	CL-ERS
Drop Bend (Inner Bend)	CL-IRS
Reducer	CL-RDC
CL150 Series	CL150
90° Horizontal Bend	CL-ELB90
Horizontal Tee	CL-TEE
Horizontal Cross	CL-CRS
Rise Bend (Outer Bend)	CL-ERS
Drop Bend (Inner Bend)	CL-IRS
Reducer	CL-RDC
CL200 Series	CL200
90° Horizontal Bend	CL-ELB90
Horizontal Tee	CL-TEE
Horizontal Cross	CL-CRS
Rise Bend (Outer Bend)	CL-ERS
Drop Bend (Inner Bend)	CL-IRS
Reducer	CL-RDC
CL250 Series	CL250
90° Horizontal Bend	CL-ELB90
Horizontal Tee	CL-TEE
Horizontal Cross	CL-CRS
Rise Bend (Outer Bend)	CL-ERS
Drop Bend (Inner Bend)	CL-IRS
Reducer	CL-RDC

Accessories

End Cap	CTPJ-TTR
Straight Connector	CTPJ-ZL
Cover Clip	CTPJ-CLP
Seven-Figure Clip	CTPJ-SCLP
Wall Bracket	CTPJ-CRP
Ceiling Bracket	CTPJ-BAR
Hanging Frame	CTPJ-DK
Floor Stand	CTPJ-EFS
Divider	CTPJ-DVR

Cable Ladder

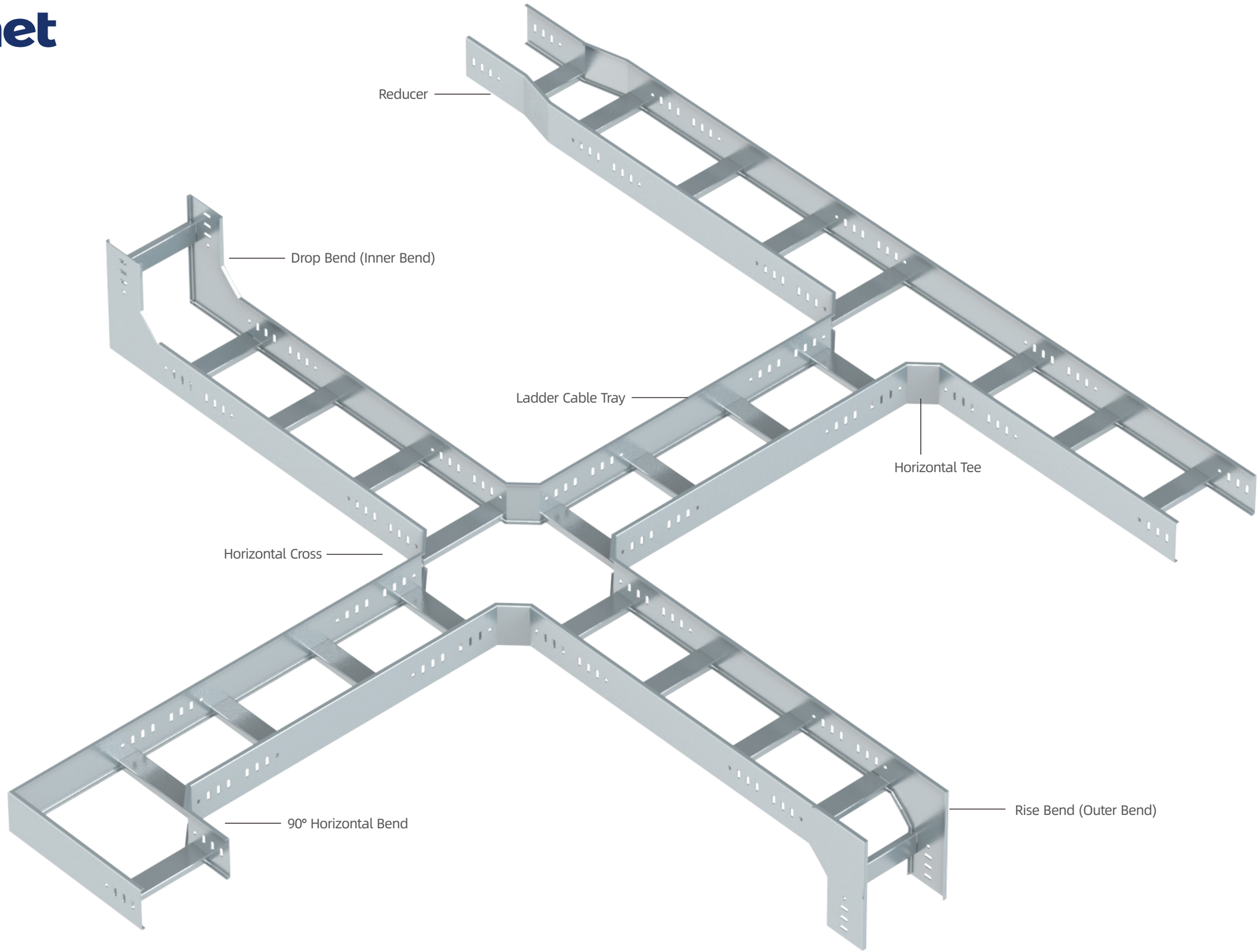

CL50 Series

CL50 Steel

GI AL HDG PC S304 S316



Default unit: mm

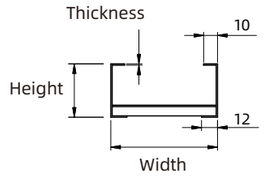

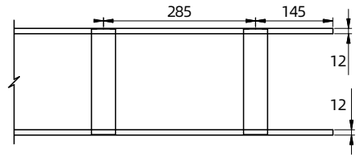

Part Number (Height 50mm)	Width (mm)	Tray Thickness (mm)	Tray Weight (kg/m)	Cover Thickness (mm)	Cover Weight (kg/m)
CL50X50	50	1.0	1.23	0.8	0.44
CL50X75	75	1.0	1.30	0.8	0.59
CL50X100	100	1.0	1.37	0.8	0.75
CL50X150	150	1.0	1.51	0.8	1.06
CL50X200	200	1.2	1.97	1.0	1.72
CL50X250	250	1.2	2.14	1.0	2.12
CL50X300	300	1.2	2.30	1.0	2.51
CL50X350	350	1.5	3.09	1.2	3.48
CL50X400	400	1.5	3.29	1.2	3.95
CL50X450	450	1.5	3.50	1.2	4.42
CL50X500	500	1.5	3.70	1.2	4.89
CL50X550	550	2.0	5.22	1.5	6.71
CL50X600	600	2.0	5.49	1.5	7.30
CL50X650	650	2.0	5.77	1.5	7.88
CL50X700	700	2.0	6.04	1.5	8.47
CL50X750	750	2.0	6.31	1.5	9.06
CL50X800	800	2.0	6.59	1.5	9.65
CL50X850	850	2.3	7.89	2.0	13.65
CL50X900	900	2.3	8.21	2.0	14.44
CL50X950	950	2.3	8.53	2.0	15.22
CL50X1000	1000	2.3	8.84	2.0	16.01

◆ **Tray Height:** 50mm
◆ **Length:** 2000mm

CL50 Series

CL50 Aluminum

GI AL HDG PC S304 S316



Default unit: mm

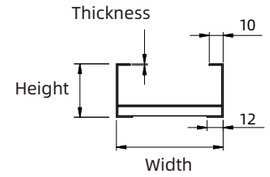

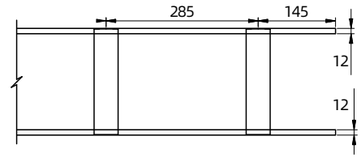

Part Number (Height 50mm)	Width (mm)	Tray Thickness (mm)	Tray Weight (kg/m)	Cover Thickness (mm)	Cover Weight (kg/m)
CT50X50	50	1.2	0.51	1.0	0.19
CT50X75	75	1.2	0.54	1.0	0.25
CT50X100	100	1.2	0.56	1.0	0.32
CT50X150	150	1.2	0.62	1.0	0.46
CT50X200	200	1.5	0.85	1.2	0.71
CT50X250	250	1.5	0.92	1.2	0.87
CT50X300	300	1.5	0.99	1.2	1.04
CT50X350	350	2.0	1.42	1.5	1.50
CT50X400	400	2.0	1.51	1.5	1.70
CT50X450	450	2.0	1.61	1.5	1.91
CT50X500	500	2.0	1.70	1.5	2.11
CT50X550	550	2.3	2.07	2.0	3.08
CT50X600	600	2.3	2.18	2.0	3.36
CT50X650	650	2.3	2.29	2.0	3.63
CT50X700	700	2.3	2.40	2.0	3.90
CT50X750	750	2.3	2.50	2.0	4.17
CT50X800	800	2.3	2.61	2.0	4.44
CT50X850	850	2.5	2.96	2.3	5.42
CT50X900	900	2.5	3.08	2.3	5.73
CT50X950	950	2.5	3.20	2.3	6.04
CT50X1000	1000	2.5	3.32	2.3	6.35

◆ **Tray Height:** 50mm
◆ **Length:** 2000mm

Cable Ladder

90° Horizontal Bend

GI AL HDG PC S304 S316

Default unit: mm
L=W+120+X



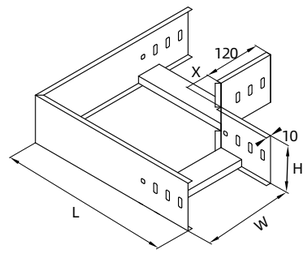

Part Number (Height 50mm)	Width (mm)	Tray Thickness (mm)		Tray Weight (kg/pc)		Cover Thickness (mm)		Cover Weight (kg/pc)	
		Steel	Aluminum	Steel	Aluminum	Steel	Aluminum	Steel	Aluminum
CL50X50-ELB90	50	1.0	1.2	0.43	0.18	0.8	1.0	0.21	0.10
CL50X75-ELB90	75	1.0	1.2	0.52	0.22	0.8	1.0	0.29	0.13
CL50X100-ELB90	100	1.0	1.2	0.61	0.26	0.8	1.0	0.37	0.16
CL50X150-ELB90	150	1.0	1.2	0.83	0.36	0.8	1.0	0.55	0.25
CL50X200-ELB90	200	1.2	1.5	1.29	0.58	1.0	1.2	0.96	0.41
CL50X250-ELB90	250	1.2	1.5	1.63	0.73	1.0	1.2	1.27	0.55
CL50X300-ELB90	300	1.2	1.5	2.00	0.90	1.0	1.2	1.62	0.70
CL50X350-ELB90	350	1.5	2.0	3.01	1.44	1.2	1.5	2.41	1.08
CL50X400-ELB90	400	1.5	2.0	3.57	1.71	1.2	1.5	2.92	1.31
CL50X450-ELB90	450	1.5	2.0	4.18	2.00	1.2	1.5	3.49	1.57
CL50X500-ELB90	500	1.5	2.0	4.84	2.32	1.2	1.5	4.09	1.84
CL50X550-ELB90	550	2.0	2.3	7.39	3.05	1.5	2.0	5.93	2.84
CL50X600-ELB90	600	2.0	2.3	8.38	3.46	1.5	2.0	6.81	3.26
CL50X650-ELB90	650	2.0	2.3	9.45	3.90	1.5	2.0	7.75	3.71
CL50X700-ELB90	700	2.0	2.3	10.57	4.37	1.5	2.0	8.74	4.19
CL50X750-ELB90	750	2.0	2.3	11.76	4.86	1.5	2.0	9.80	4.69
CL50X800-ELB90	800	2.0	2.3	13.01	5.37	1.5	2.0	10.91	5.23
CL50X850-ELB90	850	2.3	2.5	16.47	6.43	2.0	2.3	16.11	6.65
CL50X900-ELB90	900	2.3	2.5	18.05	7.05	2.0	2.3	17.75	7.33
CL50X950-ELB90	950	2.3	2.5	19.70	7.69	2.0	2.3	19.47	8.04
CL50X1000-ELB90	1000	2.3	2.5	21.43	8.37	2.0	2.3	21.27	8.79

CL50 Series

Cable Ladder

Horizontal Tee

GI AL HDG PC S304 S316

Default unit: mm
L1=W+120*2+X*2
L2=W+120+X



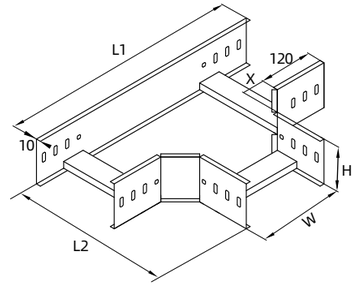

Part Number (Height 50mm)	Width (mm)	Tray Thickness (mm)		Tray Weight (kg/pc)		Cover Thickness (mm)		Cover Weight (kg/pc)	
		Steel	Aluminum	Steel	Aluminum	Steel	Aluminum	Steel	Aluminum
CL50X50-TEE	50	1.0	1.2	0.63	0.27	0.8	1.0	0.36	0.16
CL50X75-TEE	75	1.0	1.2	0.74	0.32	0.8	1.0	0.46	0.21
CL50X100-TEE	100	1.0	1.2	0.85	0.37	0.8	1.0	0.57	0.25
CL50X150-TEE	150	1.0	1.2	1.11	0.48	0.8	1.0	0.80	0.36
CL50X200-TEE	200	1.2	1.5	1.67	0.75	1.0	1.2	1.34	0.58
CL50X250-TEE	250	1.2	1.5	2.05	0.92	1.0	1.2	1.72	0.74
CL50X300-TEE	300	1.2	1.5	2.47	1.11	1.0	1.2	2.14	0.92
CL50X350-TEE	350	1.5	2.0	3.66	1.75	1.2	1.5	3.11	1.40
CL50X400-TEE	400	1.5	2.0	4.28	2.05	1.2	1.5	3.70	1.66
CL50X450-TEE	450	1.5	2.0	4.94	2.37	1.2	1.5	4.34	1.95
CL50X500-TEE	500	1.5	2.0	5.65	2.71	1.2	1.5	5.03	2.26
CL50X550-TEE	550	2.0	2.3	8.55	3.53	1.5	2.0	7.21	3.45
CL50X600-TEE	600	2.0	2.3	9.62	3.97	1.5	2.0	8.18	3.92
CL50X650-TEE	650	2.0	2.3	10.76	4.44	1.5	2.0	9.22	4.42
CL50X700-TEE	700	2.0	2.3	11.96	4.94	1.5	2.0	10.31	4.94
CL50X750-TEE	750	2.0	2.3	13.22	5.46	1.5	2.0	11.47	5.49
CL50X800-TEE	800	2.0	2.3	14.54	6.01	1.5	2.0	12.68	6.07
CL50X850-TEE	850	2.3	2.5	18.32	7.15	2.0	2.3	18.60	7.69
CL50X900-TEE	900	2.3	2.5	19.99	7.81	2.0	2.3	20.38	8.42
CL50X950-TEE	950	2.3	2.5	21.73	8.49	2.0	2.3	22.23	9.18
CL50X1000-TEE	1000	2.3	2.5	23.54	9.19	2.0	2.3	24.16	9.98

Horizontal Cross

GI AL HDG PC S304 S316

Default unit: mm
L=W+120*2+X*2



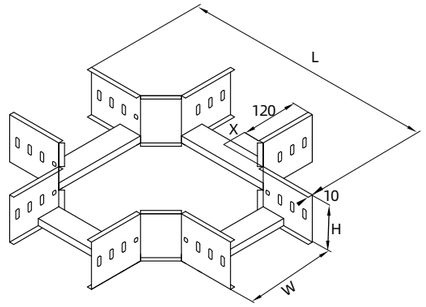

Part Number (Height 50mm)	Width (mm)	Tray Thickness (mm)		Tray Weight (kg/pc)		Cover Thickness (mm)		Cover Weight (kg/pc)	
		Steel	Aluminum	Steel	Aluminum	Steel	Aluminum	Steel	Aluminum
CL50X50-CRS	50	1.0	1.2	0.89	0.39	0.8	1.0	0.59	0.27
CL50X75-CRS	75	1.0	1.2	1.02	0.44	0.8	1.0	0.72	0.32
CL50X100-CRS	100	1.0	1.2	1.16	0.50	0.8	1.0	0.85	0.38
CL50X150-CRS	150	1.0	1.2	1.45	0.62	0.8	1.0	1.15	0.51
CL50X200-CRS	200	1.2	1.5	2.13	0.95	1.0	1.2	1.84	0.79
CL50X250-CRS	250	1.2	1.5	2.55	1.15	1.0	1.2	2.28	0.98
CL50X300-CRS	300	1.2	1.5	3.01	1.35	1.0	1.2	2.76	1.19
CL50X350-CRS	350	1.5	2.0	4.39	2.10	1.2	1.5	3.94	1.77
CL50X400-CRS	400	1.5	2.0	5.07	2.43	1.2	1.5	4.62	2.07
CL50X450-CRS	450	1.5	2.0	5.79	2.77	1.2	1.5	5.34	2.40
CL50X500-CRS	500	1.5	2.0	6.56	3.14	1.2	1.5	6.10	2.74
CL50X550-CRS	550	2.0	2.3	9.83	4.06	1.5	2.0	8.65	4.14
CL50X600-CRS	600	2.0	2.3	10.98	4.54	1.5	2.0	9.73	4.66
CL50X650-CRS	650	2.0	2.3	12.19	5.04	1.5	2.0	10.86	5.20
CL50X700-CRS	700	2.0	2.3	13.46	5.56	1.5	2.0	12.06	5.78
CL50X750-CRS	750	2.0	2.3	14.80	6.12	1.5	2.0	13.31	6.38
CL50X800-CRS	800	2.0	2.3	16.20	6.69	1.5	2.0	14.62	7.00
CL50X850-CRS	850	2.3	2.5	20.32	7.93	2.0	2.3	21.33	8.81
CL50X900-CRS	900	2.3	2.5	22.07	8.62	2.0	2.3	23.24	9.60
CL50X950-CRS	950	2.3	2.5	23.90	9.33	2.0	2.3	25.22	10.42
CL50X1000-CRS	1000	2.3	2.5	25.80	10.07	2.0	2.3	27.29	11.27

CL50 Series

Cable Ladder

Rise Bend (Outer Bend)

GI AL HDG PC S304 S316

Default unit: mm
L=H+120+X



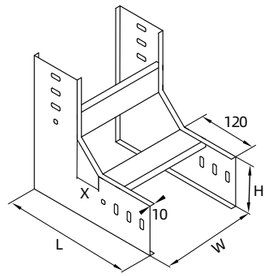

Part Number (Height 50mm)	Width (mm)	Tray Thickness (mm)		Tray Weight (kg/pc)		Cover Thickness (mm)		Cover Weight (kg/pc)	
		Steel	Aluminum	Steel	Aluminum	Steel	Aluminum	Steel	Aluminum
CL50X50-ERS	50	1.0	1.2	0.43	0.18	0.8	1.0	0.21	0.10
CL50X75-ERS	75	1.0	1.2	0.52	0.22	0.8	1.0	0.29	0.13
CL50X100-ERS	100	1.0	1.2	0.61	0.26	0.8	1.0	0.37	0.16
CL50X150-ERS	150	1.0	1.2	0.83	0.36	0.8	1.0	0.55	0.25
CL50X200-ERS	200	1.2	1.5	1.29	0.58	1.0	1.2	0.96	0.41
CL50X250-ERS	250	1.2	1.5	1.63	0.73	1.0	1.2	1.27	0.55
CL50X300-ERS	300	1.2	1.5	2.00	0.90	1.0	1.2	1.62	0.70
CL50X350-ERS	350	1.5	2.0	3.01	1.44	1.2	1.5	2.41	1.08
CL50X400-ERS	400	1.5	2.0	3.57	1.71	1.2	1.5	2.92	1.31
CL50X450-ERS	450	1.5	2.0	4.18	2.00	1.2	1.5	3.49	1.57
CL50X500-ERS	500	1.5	2.0	4.84	2.32	1.2	1.5	4.09	1.84
CL50X550-ERS	550	2.0	2.3	7.39	3.05	1.5	2.0	5.93	2.84
CL50X600-ERS	600	2.0	2.3	8.38	3.46	1.5	2.0	6.81	3.26
CL50X650-ERS	650	2.0	2.3	9.45	3.90	1.5	2.0	7.75	3.71
CL50X700-ERS	700	2.0	2.3	10.57	4.37	1.5	2.0	8.74	4.19
CL50X750-ERS	750	2.0	2.3	11.76	4.86	1.5	2.0	9.80	4.69
CL50X800-ERS	800	2.0	2.3	13.01	5.37	1.5	2.0	10.91	5.23
CL50X850-ERS	850	2.3	2.5	16.47	6.43	2.0	2.3	16.11	6.65
CL50X900-ERS	900	2.3	2.5	18.05	7.05	2.0	2.3	17.75	7.33
CL50X950-ERS	950	2.3	2.5	19.70	7.69	2.0	2.3	19.47	8.04
CL50X1000-ERS	1000	2.3	2.5	21.43	8.37	2.0	2.3	21.27	8.79

Drop Bend (Inner Bend)

GI AL HDG PC S304 S316

Default unit: mm
L=高度(H)+120+X



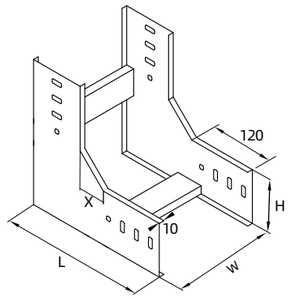

Part Number (Height 50mm)	Width (mm)	Tray Thickness (mm)		Tray Weight (kg/pc)		Cover Thickness (mm)		Cover Weight (kg/pc)	
		Steel	Aluminum	Steel	Aluminum	Steel	Aluminum	Steel	Aluminum
CL50X50-IRS	50	1.0	1.2	0.43	0.18	0.8	1.0	0.21	0.10
CL50X75-IRS	75	1.0	1.2	0.52	0.22	0.8	1.0	0.29	0.13
CL50X100-IRS	100	1.0	1.2	0.61	0.26	0.8	1.0	0.37	0.16
CL50X150-IRS	150	1.0	1.2	0.83	0.36	0.8	1.0	0.55	0.25
CL50X200-IRS	200	1.2	1.5	1.29	0.58	1.0	1.2	0.96	0.41
CL50X250-IRS	250	1.2	1.5	1.63	0.73	1.0	1.2	1.27	0.55
CL50X300-IRS	300	1.2	1.5	2.00	0.90	1.0	1.2	1.62	0.70
CL50X350-IRS	350	1.5	2.0	3.01	1.44	1.2	1.5	2.41	1.08
CL50X400-IRS	400	1.5	2.0	3.57	1.71	1.2	1.5	2.92	1.31
CL50X450-IRS	450	1.5	2.0	4.18	2.00	1.2	1.5	3.49	1.57
CL50X500-IRS	500	1.5	2.0	4.84	2.32	1.2	1.5	4.09	1.84
CL50X550-IRS	550	2.0	2.3	7.39	3.05	1.5	2.0	5.93	2.84
CL50X600-IRS	600	2.0	2.3	8.38	3.46	1.5	2.0	6.81	3.26
CL50X650-IRS	650	2.0	2.3	9.45	3.90	1.5	2.0	7.75	3.71
CL50X700-IRS	700	2.0	2.3	10.57	4.37	1.5	2.0	8.74	4.19
CL50X750-IRS	750	2.0	2.3	11.76	4.86	1.5	2.0	9.80	4.69
CL50X800-IRS	800	2.0	2.3	13.01	5.37	1.5	2.0	10.91	5.23
CL50X850-IRS	850	2.3	2.5	16.47	6.43	2.0	2.3	16.11	6.65
CL50X900-IRS	900	2.3	2.5	18.05	7.05	2.0	2.3	17.75	7.33
CL50X950-IRS	950	2.3	2.5	19.70	7.69	2.0	2.3	19.47	8.04
CL50X1000-IRS	1000	2.3	2.5	21.43	8.37	2.0	2.3	21.27	8.79

CL50 Series

Cable Ladder

Reducer

GI AL HDG PC S304 S316

Default unit: mm



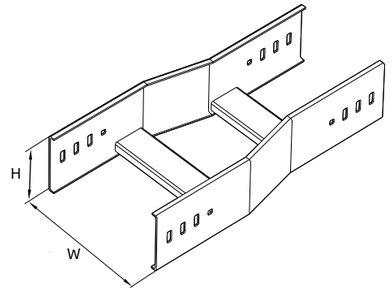

Part Number (Height 50mm)	Width (mm)	Tray Thickness (mm)		Tray Weight (kg/pc)		Cover Thickness (mm)		Cover Weight (kg/pc)	
		Steel	Aluminum	Steel	Aluminum	Steel	Aluminum	Steel	Aluminum
CL50X50-RDC	50	1.0	1.2	0.24	0.13	0.8	1.0	0.07	0.03
CL50X75-RDC	75	1.0	1.2	0.28	0.15	0.8	1.0	0.13	0.06
CL50X100-RDC	100	1.0	1.2	0.34	0.18	0.8	1.0	0.19	0.09
CL50X150-RDC	150	1.0	1.2	0.44	0.24	0.8	1.0	0.33	0.15
CL50X200-RDC	200	1.2	1.5	0.71	0.40	1.0	1.2	0.64	0.28
CL50X250-RDC	250	1.2	1.5	0.92	0.52	1.0	1.2	0.91	0.39
CL50X300-RDC	300	1.2	1.5	1.16	0.65	1.0	1.2	1.22	0.53
CL50X350-RDC	350	1.5	2.0	1.78	1.07	1.2	1.5	1.89	0.85
CL50X400-RDC	400	1.5	2.0	2.16	1.29	1.2	1.5	2.36	1.06
CL50X450-RDC	450	1.5	2.0	2.57	1.54	1.2	1.5	2.87	1.29
CL50X500-RDC	500	1.5	2.0	3.01	1.80	1.2	1.5	3.43	1.54
CL50X550-RDC	550	2.0	2.3	4.67	2.41	1.5	2.0	5.05	2.42
CL50X600-RDC	600	2.0	2.3	5.37	2.77	1.5	2.0	5.86	2.81
CL50X650-RDC	650	2.0	2.3	6.11	3.16	1.5	2.0	6.74	3.23
CL50X700-RDC	700	2.0	2.3	6.91	3.57	1.5	2.0	7.68	3.68
CL50X750-RDC	750	2.0	2.3	7.76	4.01	1.5	2.0	8.67	4.15
CL50X800-RDC	800	2.0	2.3	8.66	4.47	1.5	2.0	9.73	4.66
CL50X850-RDC	850	2.3	2.5	11.05	5.39	2.0	2.3	14.45	5.97
CL50X900-RDC	900	2.3	2.5	12.20	5.96	2.0	2.3	16.01	6.62
CL50X950-RDC	950	2.3	2.5	13.41	6.55	2.0	2.3	17.65	7.29
CL50X1000-RDC	1000	2.3	2.5	14.68	7.16	2.0	2.3	19.37	8.00

CL75 Steel

GI AL HDG PC S304 S316

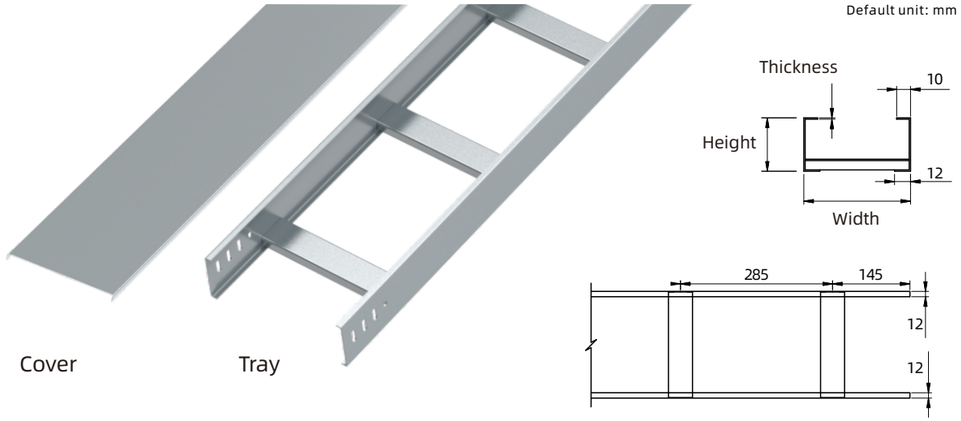

Part Number (Height 75mm)	Width (mm)	Tray Thickness (mm)	Tray Weight (kg/m)	Cover Thickness (mm)	Cover Weight (kg/m)
CL75X75	75	1.0	1.70	0.8	0.59
CL75X100	100	1.0	1.77	0.8	0.75
CL75X150	150	1.0	1.90	0.8	1.06
CL75X200	200	1.2	2.45	1.0	1.72
CL75X250	250	1.2	2.61	1.0	2.12
CL75X300	300	1.2	2.78	1.0	2.51
CL75X350	350	1.5	3.68	1.2	3.48
CL75X400	400	1.5	3.89	1.2	3.95
CL75X450	450	1.5	4.09	1.2	4.42
CL75X500	500	1.5	4.30	1.2	4.89
CL75X550	550	2.0	6.01	1.5	6.71
CL75X600	600	2.0	6.28	1.5	7.30
CL75X650	650	2.0	6.55	1.5	7.88
CL75X700	700	2.0	6.83	1.5	8.47
CL75X750	750	2.0	7.10	1.5	9.06
CL75X800	800	2.0	7.38	1.5	9.65
CL75X850	850	2.3	8.80	2.0	13.65
CL75X900	900	2.3	9.12	2.0	14.44
CL75X950	950	2.3	9.43	2.0	15.22
CL75X1000	1000	2.3	9.75	2.0	16.01

◆ **Tray Height:** 75mm
◆ **Length:** 2000mm

CL75 Series

Cable Ladder

CL75 Aluminum

GI AL HDG PC S304 S316

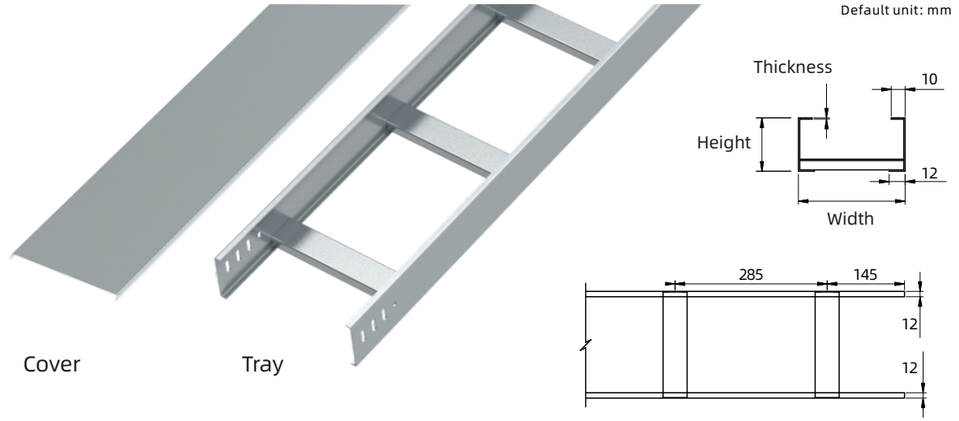

Part Number (Height 75mm)	Width (mm)	Tray Thickness (mm)	Tray Weight (kg/m)	Cover Thickness (mm)	Cover Weight (kg/m)
CL75X75	75	1.2	0.70	1.0	0.26
CL75X100	100	1.2	0.73	1.0	0.33
CL75X150	150	1.2	0.79	1.0	0.46
CL75X200	200	1.5	1.06	1.2	0.72
CL75X250	250	1.5	1.13	1.2	0.88
CL75X300	300	1.5	1.20	1.2	1.04
CL75X350	350	2.0	1.69	1.5	1.50
CL75X400	400	2.0	1.79	1.5	1.71
CL75X450	450	2.0	1.88	1.5	1.91
CL75X500	500	2.0	1.98	1.5	2.11
CL75X550	550	2.3	2.38	2.0	3.09
CL75X600	600	2.3	2.49	2.0	3.36
CL75X650	650	2.3	2.60	2.0	3.63
CL75X700	700	2.3	2.71	2.0	3.90
CL75X750	750	2.3	2.82	2.0	4.17
CL75X800	800	2.3	2.93	2.0	4.44
CL75X850	850	2.5	3.30	2.3	5.42
CL75X900	900	2.5	3.42	2.3	5.73
CL75X950	950	2.5	3.54	2.3	6.05
CL75X1000	1000	2.5	3.66	2.3	6.36

◆ **Tray Height:** 75mm
◆ **Length:** 2000mm

90° Horizontal Bend

GI AL HDG PC S304 S316

Default unit: mm
L=W+120+X



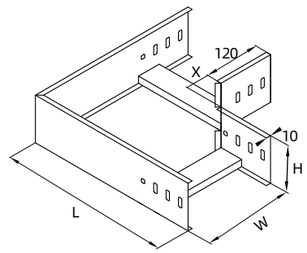

Part Number (Height 75mm)	Width (mm)	Tray Thickness (mm)		Tray Weight (kg/pc)		Cover Thickness (mm)		Cover Weight (kg/pc)	
		Steel	Aluminum	Steel	Aluminum	Steel	Aluminum	Steel	Aluminum
CL75X75-ELB90	75	1.0	1.2	0.67	0.29	0.8	1.0	0.29	0.13
CL100X100-ELB90	100	1.0	1.2	0.78	0.34	0.8	1.0	0.37	0.16
CL100X150-ELB90	150	1.0	1.2	1.03	0.44	0.8	1.0	0.55	0.25
CL100X200-ELB90	200	1.2	1.5	1.57	0.70	1.0	1.2	0.96	0.41
CL100X250-ELB90	250	1.2	1.5	1.95	0.87	1.0	1.2	1.27	0.55
CL100X300-ELB90	300	1.2	1.5	2.36	1.06	1.0	1.2	1.62	0.70
CL100X350-ELB90	350	1.5	2.0	3.52	1.69	1.2	1.5	2.41	1.08
CL100X400-ELB90	400	1.5	2.0	4.14	1.98	1.2	1.5	2.92	1.31
CL100X450-ELB90	450	1.5	2.0	4.81	2.31	1.2	1.5	3.49	1.57
CL100X500-ELB90	500	1.5	2.0	5.53	2.65	1.2	1.5	4.09	1.84
CL100X550-ELB90	550	2.0	2.3	8.41	3.47	1.5	2.0	5.93	2.84
CL100X600-ELB90	600	2.0	2.3	9.50	3.93	1.5	2.0	6.81	3.26
CL100X650-ELB90	650	2.0	2.3	10.66	4.40	1.5	2.0	7.75	3.71
CL100X700-ELB90	700	2.0	2.3	11.89	4.91	1.5	2.0	8.74	4.19
CL100X750-ELB90	750	2.0	2.3	13.18	5.45	1.5	2.0	9.80	4.69
CL100X800-ELB90	800	2.0	2.3	14.55	6.01	1.5	2.0	10.91	5.23
CL100X850-ELB90	850	2.3	2.5	18.37	7.17	2.0	2.3	16.11	6.65
CL100X900-ELB90	900	2.3	2.5	20.09	7.84	2.0	2.3	17.75	7.33
CL100X950-ELB90	950	2.3	2.5	21.88	8.55	2.0	2.3	19.47	8.04
CL100X1000-ELB90	1000	2.3	2.5	23.76	9.28	2.0	2.3	21.27	8.79

CL75 Series

Cable Ladder

Horizontal Tee

GI AL HDG PC S304 S316

Default unit: mm
L1=W+120*2+X*2
L2=W+120+X



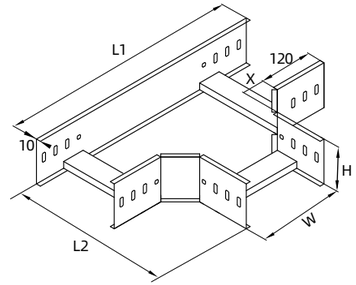

Part Number (Height 75mm)	Width (mm)	Tray Thickness (mm)		Tray Weight (kg/pc)		Cover Thickness (mm)		Cover Weight (kg/pc)	
		Steel	Aluminum	Steel	Aluminum	Steel	Aluminum	Steel	Aluminum
CL75X75-TEE	75	1.0	1.2	0.93	0.40	0.8	1.0	0.46	0.21
CL75X100-TEE	100	1.0	1.2	1.06	0.46	0.8	1.0	0.57	0.25
CL75X150-TEE	150	1.0	1.2	1.34	0.58	0.8	1.0	0.80	0.36
CL75X200-TEE	200	1.2	1.5	1.98	0.89	1.0	1.2	1.34	0.58
CL75X250-TEE	250	1.2	1.5	2.40	1.08	1.0	1.2	1.72	0.74
CL75X300-TEE	300	1.2	1.5	2.85	1.28	1.0	1.2	2.14	0.92
CL75X350-TEE	350	1.5	2.0	4.18	2.00	1.2	1.5	3.11	1.40
CL75X400-TEE	400	1.5	2.0	4.85	2.32	1.2	1.5	3.70	1.66
CL75X450-TEE	450	1.5	2.0	5.57	2.67	1.2	1.5	4.34	1.95
CL75X500-TEE	500	1.5	2.0	6.34	3.03	1.2	1.5	5.03	2.26
CL75X550-TEE	550	2.0	2.3	9.54	3.94	1.5	2.0	7.21	3.45
CL75X600-TEE	600	2.0	2.3	10.70	4.42	1.5	2.0	8.18	3.92
CL75X650-TEE	650	2.0	2.3	11.92	4.92	1.5	2.0	9.22	4.42
CL75X700-TEE	700	2.0	2.3	13.21	5.46	1.5	2.0	10.31	4.94
CL75X750-TEE	750	2.0	2.3	14.57	6.02	1.5	2.0	11.47	5.49
CL75X800-TEE	800	2.0	2.3	15.99	6.61	1.5	2.0	12.68	6.07
CL75X850-TEE	850	2.3	2.5	20.11	7.85	2.0	2.3	18.60	7.69
CL75X900-TEE	900	2.3	2.5	21.90	8.55	2.0	2.3	20.38	8.42
CL75X950-TEE	950	2.3	2.5	23.77	9.28	2.0	2.3	22.23	9.18
CL75X1000-TEE	1000	2.3	2.5	25.71	10.04	2.0	2.3	24.16	9.98

Horizontal Cross

GI AL HDG PC S304 S316

Default unit: mm
L=W+120*2+X*2



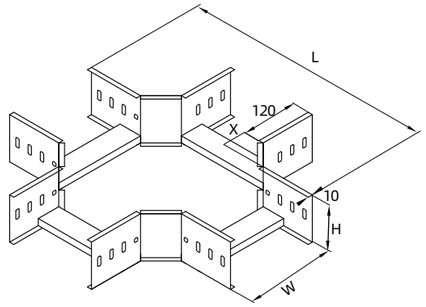

Part Number (Height 75mm)	Width (mm)	Tray Thickness (mm)		Tray Weight (kg/pc)		Cover Thickness (mm)		Cover Weight (kg/pc)	
		Steel	Aluminum	Steel	Aluminum	Steel	Aluminum	Steel	Aluminum
CL75X75-CRS	75	1.0	1.2	1.25	0.54	0.8	1.0	0.72	0.32
CL75X100-CRS	100	1.0	1.2	1.39	0.60	0.8	1.0	0.85	0.38
CL75X150-CRS	150	1.0	1.2	1.70	0.73	0.8	1.0	1.15	0.51
CL75X200-CRS	200	1.2	1.5	2.45	1.10	1.0	1.2	1.84	0.79
CL75X250-CRS	250	1.2	1.5	2.90	1.30	1.0	1.2	2.28	0.98
CL75X300-CRS	300	1.2	1.5	3.39	1.52	1.0	1.2	2.76	1.19
CL75X350-CRS	350	1.5	2.0	4.91	2.35	1.2	1.5	3.94	1.77
CL75X400-CRS	400	1.5	2.0	5.62	2.69	1.2	1.5	4.62	2.07
CL75X450-CRS	450	1.5	2.0	6.39	3.06	1.2	1.5	5.34	2.40
CL75X500-CRS	500	1.5	2.0	7.21	3.45	1.2	1.5	6.10	2.74
CL75X550-CRS	550	2.0	2.3	10.76	4.45	1.5	2.0	8.65	4.14
CL75X600-CRS	600	2.0	2.3	11.98	4.95	1.5	2.0	9.73	4.66
CL75X650-CRS	650	2.0	2.3	13.27	5.48	1.5	2.0	10.86	5.20
CL75X700-CRS	700	2.0	2.3	14.63	6.04	1.5	2.0	12.06	5.78
CL75X750-CRS	750	2.0	2.3	16.05	6.63	1.5	2.0	13.31	6.38
CL75X800-CRS	800	2.0	2.3	17.54	7.24	1.5	2.0	14.62	7.00
CL75X850-CRS	850	2.3	2.5	21.95	8.57	2.0	2.3	21.33	8.81
CL75X900-CRS	900	2.3	2.5	23.82	9.30	2.0	2.3	23.24	9.60
CL75X950-CRS	950	2.3	2.5	25.76	10.06	2.0	2.3	25.22	10.42
CL75X1000-CRS	1000	2.3	2.5	27.78	10.85	2.0	2.3	27.29	11.27

CL75 Series

Cable Ladder

Rise Bend (Outer Bend)

GI AL HDG PC S304 S316

Default unit: mm
L=H+120+X



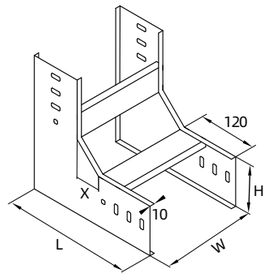

Part Number (Height 75mm)	Width (mm)	Tray Thickness (mm)		Tray Weight (kg/pc)		Cover Thickness (mm)		Cover Weight (kg/pc)	
		Steel	Aluminum	Steel	Aluminum	Steel	Aluminum	Steel	Aluminum
CL75X75-ERS	75	1.0	1.2	0.67	0.29	0.8	1.0	0.29	0.13
CL75X100-ERS	100	1.0	1.2	0.78	0.34	0.8	1.0	0.37	0.16
CL75X150-ERS	150	1.0	1.2	1.03	0.44	0.8	1.0	0.55	0.25
CL75X200-ERS	200	1.2	1.5	1.57	0.70	1.0	1.2	0.96	0.41
CL75X250-ERS	250	1.2	1.5	1.95	0.87	1.0	1.2	1.27	0.55
CL75X300-ERS	300	1.2	1.5	2.36	1.06	1.0	1.2	1.62	0.70
CL75X350-ERS	350	1.5	2.0	3.52	1.69	1.2	1.5	2.41	1.08
CL75X400-ERS	400	1.5	2.0	4.14	1.98	1.2	1.5	2.92	1.31
CL75X450-ERS	450	1.5	2.0	4.81	2.31	1.2	1.5	3.49	1.57
CL75X500-ERS	500	1.5	2.0	5.53	2.65	1.2	1.5	4.09	1.84
CL75X550-ERS	550	2.0	2.3	8.41	3.47	1.5	2.0	5.93	2.84
CL75X600-ERS	600	2.0	2.3	9.50	3.93	1.5	2.0	6.81	3.26
CL75X650-ERS	650	2.0	2.3	10.66	4.40	1.5	2.0	7.75	3.71
CL75X700-ERS	700	2.0	2.3	11.89	4.91	1.5	2.0	8.74	4.19
CL75X750-ERS	750	2.0	2.3	13.18	5.45	1.5	2.0	9.80	4.69
CL75X800-ERS	800	2.0	2.3	14.55	6.01	1.5	2.0	10.91	5.23
CL75X850-ERS	850	2.3	2.5	18.37	7.17	2.0	2.3	16.11	6.65
CL75X900-ERS	900	2.3	2.5	20.09	7.84	2.0	2.3	17.75	7.33
CL75X950-ERS	950	2.3	2.5	21.88	8.55	2.0	2.3	19.47	8.04
CL75X1000-ERS	1000	2.3	2.5	23.76	9.28	2.0	2.3	21.27	8.79

Drop Bend (Inner Bend)

GI AL HDG PC S304 S316

Default unit: mm
L=高度(H)+120+X



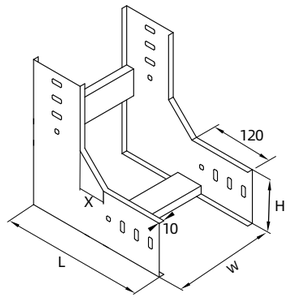

Part Number (Height 75mm)	Width (mm)	Tray Thickness (mm)		Tray Weight (kg/pc)		Cover Thickness (mm)		Cover Weight (kg/pc)	
		Steel	Aluminum	Steel	Aluminum	Steel	Aluminum	Steel	Aluminum
CL75X75-IRS	75	1.0	1.2	0.67	0.29	0.8	1.0	0.29	0.13
CL75X100-IRS	100	1.0	1.2	0.78	0.34	0.8	1.0	0.37	0.16
CL75X150-IRS	150	1.0	1.2	1.03	0.44	0.8	1.0	0.55	0.25
CL75X200-IRS	200	1.2	1.5	1.57	0.70	1.0	1.2	0.96	0.41
CL75X250-IRS	250	1.2	1.5	1.95	0.87	1.0	1.2	1.27	0.55
CL75X300-IRS	300	1.2	1.5	2.36	1.06	1.0	1.2	1.62	0.70
CL75X350-IRS	350	1.5	2.0	3.52	1.69	1.2	1.5	2.41	1.08
CL75X400-IRS	400	1.5	2.0	4.14	1.98	1.2	1.5	2.92	1.31
CL75X450-IRS	450	1.5	2.0	4.81	2.31	1.2	1.5	3.49	1.57
CL75X500-IRS	500	1.5	2.0	5.53	2.65	1.2	1.5	4.09	1.84
CL75X550-IRS	550	2.0	2.3	8.41	3.47	1.5	2.0	5.93	2.84
CL75X600-IRS	600	2.0	2.3	9.50	3.93	1.5	2.0	6.81	3.26
CL75X650-IRS	650	2.0	2.3	10.66	4.40	1.5	2.0	7.75	3.71
CL75X700-IRS	700	2.0	2.3	11.89	4.91	1.5	2.0	8.74	4.19
CL75X750-IRS	750	2.0	2.3	13.18	5.45	1.5	2.0	9.80	4.69
CL75X800-IRS	800	2.0	2.3	14.55	6.01	1.5	2.0	10.91	5.23
CL75X850-IRS	850	2.3	2.5	18.37	7.17	2.0	2.3	16.11	6.65
CL75X900-IRS	900	2.3	2.5	20.09	7.84	2.0	2.3	17.75	7.33
CL75X950-IRS	950	2.3	2.5	21.88	8.55	2.0	2.3	19.47	8.04
CL75X1000-IRS	1000	2.3	2.5	23.76	9.28	2.0	2.3	21.27	8.79

CL75 Series

Cable Ladder

Reducer

GI AL HDG PC S304 S316

Default unit: mm



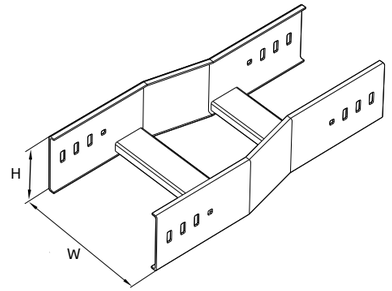

Part Number (Height 75mm)	Width (mm)	Tray Thickness (mm)		Tray Weight (kg/pc)		Cover Thickness (mm)		Cover Weight (kg/pc)	
		Steel	Aluminum	Steel	Aluminum	Steel	Aluminum	Steel	Aluminum
CL75X75-RDC	75	1.0	1.2	0.50	0.21	0.8	1.0	0.13	0.06
CL75X100-RDC	100	1.0	1.2	0.57	0.24	0.8	1.0	0.19	0.09
CL75X150-RDC	150	1.0	1.2	0.71	0.31	0.8	1.0	0.33	0.15
CL75X200-RDC	200	1.2	1.5	1.09	0.49	1.0	1.2	0.64	0.28
CL75X250-RDC	250	1.2	1.5	1.37	0.61	1.0	1.2	0.91	0.39
CL75X300-RDC	300	1.2	1.5	1.68	0.76	1.0	1.2	1.22	0.53
CL75X350-RDC	350	1.5	2.0	2.55	1.22	1.2	1.5	1.89	0.85
CL75X400-RDC	400	1.5	2.0	3.04	1.46	1.2	1.5	2.36	1.06
CL75X450-RDC	450	1.5	2.0	3.59	1.72	1.2	1.5	2.87	1.29
CL75X500-RDC	500	1.5	2.0	4.18	2.00	1.2	1.5	3.43	1.54
CL75X550-RDC	550	2.0	2.3	6.44	2.66	1.5	2.0	5.05	2.42
CL75X600-RDC	600	2.0	2.3	7.37	3.04	1.5	2.0	5.86	2.81
CL75X650-RDC	650	2.0	2.3	8.36	3.45	1.5	2.0	6.74	3.23
CL75X700-RDC	700	2.0	2.3	9.42	3.89	1.5	2.0	7.68	3.68
CL75X750-RDC	750	2.0	2.3	10.55	4.36	1.5	2.0	8.67	4.15
CL75X800-RDC	800	2.0	2.3	11.74	4.85	1.5	2.0	9.73	4.66
CL75X850-RDC	850	2.3	2.5	14.96	5.84	2.0	2.3	14.45	5.97
CL75X900-RDC	900	2.3	2.5	16.48	6.44	2.0	2.3	16.01	6.62
CL75X950-RDC	950	2.3	2.5	18.09	7.06	2.0	2.3	17.65	7.29
CL75X1000-RDC	1000	2.3	2.5	19.77	7.72	2.0	2.3	19.37	8.00

CL100 Steel

GI AL HDG PC S304 S316

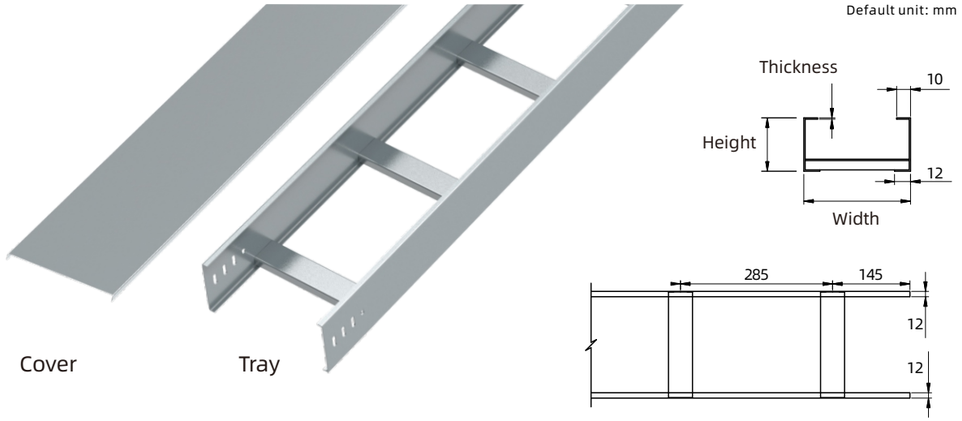

Part Number (Height 100mm)	Width (mm)	Tray Thickness (mm)	Tray Weight (kg/m)	Cover Thickness (mm)	Cover Weight (kg/m)
CL100X100	100	1.0	2.16	0.8	0.75
CL100X150	150	1.0	2.30	0.8	1.06
CL100X200	200	1.2	2.92	1.0	1.72
CL100X250	250	1.2	3.09	1.0	2.12
CL100X300	300	1.2	3.25	1.0	2.51
CL100X350	350	1.5	4.27	1.2	3.48
CL100X400	400	1.5	4.47	1.2	3.95
CL100X450	450	1.5	4.68	1.2	4.42
CL100X500	500	1.5	4.89	1.2	4.89
CL100X550	550	2.0	6.79	1.5	6.71
CL100X600	600	2.0	7.07	1.5	7.30
CL100X650	650	2.0	7.34	1.5	7.88
CL100X700	700	2.0	7.61	1.5	8.47
CL100X750	750	2.0	7.89	1.5	9.06
CL100X800	800	2.0	8.16	1.5	9.65
CL100X850	850	2.3	9.70	2.0	13.65
CL100X900	900	2.3	10.02	2.0	14.44
CL100X950	950	2.3	10.34	2.0	15.22
CL100X1000	1000	2.3	10.65	2.0	16.01

◆ **Tray Height:** 100mm
◆ **Length:** 2000mm

CL100 Series

Cable Ladder

CL100 Aluminum

GI AL HDG PC S304 S316

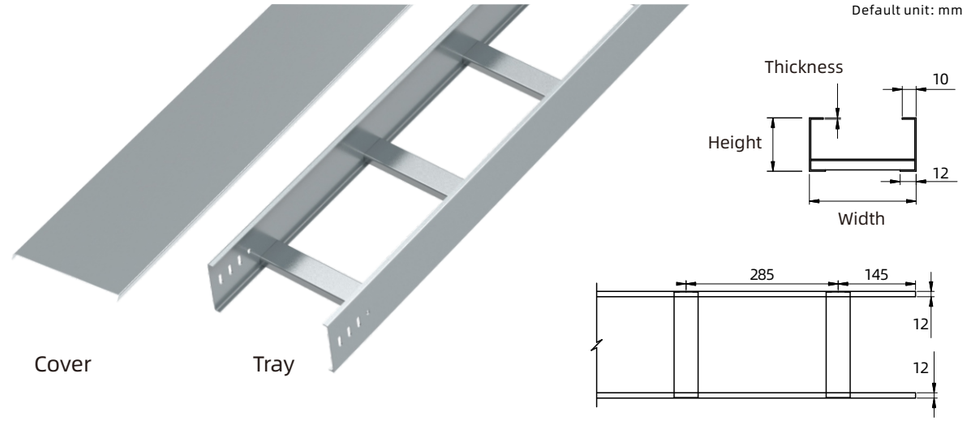

Part Number (Height 100mm)	Width (mm)	Tray Thickness (mm)	Tray Weight (kg/m)	Cover Thickness (mm)	Cover Weight (kg/m)
CL100X100	100	1.2	0.89	1.0	0.33
CL100X150	150	1.2	0.95	1.0	0.46
CL100X200	200	1.5	1.26	1.2	0.72
CL100X250	250	1.5	1.33	1.2	0.88
CL100X300	300	1.5	1.40	1.2	1.04
CL100X350	350	2.0	1.96	1.5	1.50
CL100X400	400	2.0	2.06	1.5	1.71
CL100X450	450	2.0	2.15	1.5	1.91
CL100X500	500	2.0	2.25	1.5	2.11
CL100X550	550	2.3	2.70	2.0	3.09
CL100X600	600	2.3	2.80	2.0	3.36
CL100X650	650	2.3	2.91	2.0	3.63
CL100X700	700	2.3	3.02	2.0	3.90
CL100X750	750	2.3	3.13	2.0	4.17
CL100X800	800	2.3	3.24	2.0	4.44
CL100X850	850	2.5	3.64	2.3	5.42
CL100X900	900	2.5	3.76	2.3	5.73
CL100X950	950	2.5	3.88	2.3	6.05
CL100X1000	1000	2.5	4.00	2.3	6.36

◆ **Tray Height:** 100mm
◆ **Length:** 2000mm

90° Horizontal Bend

GI AL HDG PC S304 S316

Default unit: mm
L=W+120+X



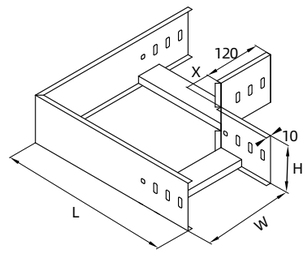

Part Number (Height 100mm)	Width (mm)	Tray Thickness (mm)		Tray Weight (kg/pc)		Cover Thickness (mm)		Cover Weight (kg/pc)	
		Steel	Aluminum	Steel	Aluminum	Steel	Aluminum	Steel	Aluminum
CL100X100-ELB90	100	1.0	1.2	0.91	0.39	0.8	1.0	0.37	0.16
CL100X150-ELB90	150	1.0	1.2	1.17	0.51	0.8	1.0	0.55	0.25
CL100X200-ELB90	200	1.2	1.5	1.77	0.79	1.0	1.2	0.96	0.41
CL100X250-ELB90	250	1.2	1.5	2.16	0.97	1.0	1.2	1.27	0.55
CL100X300-ELB90	300	1.2	1.5	2.60	1.17	1.0	1.2	1.62	0.70
CL100X350-ELB90	350	1.5	2.0	3.84	1.84	1.2	1.5	2.41	1.08
CL100X400-ELB90	400	1.5	2.0	4.49	2.15	1.2	1.5	2.92	1.31
CL100X450-ELB90	450	1.5	2.0	4.49	2.15	1.2	1.5	2.92	1.31
CL100X500-ELB90	500	1.5	2.0	5.93	2.84	1.2	1.5	4.09	1.84
CL100X550-ELB90	550	2.0	2.3	8.97	3.70	1.5	2.0	5.93	2.84
CL100X600-ELB90	600	2.0	2.3	10.10	4.17	1.5	2.0	6.81	3.26
CL100X650-ELB90	650	2.0	2.3	11.29	4.66	1.5	2.0	7.75	3.71
CL100X700-ELB90	700	2.0	2.3	12.55	5.19	1.5	2.0	8.74	4.19
CL100X750-ELB90	750	2.0	2.3	13.88	5.73	1.5	2.0	9.80	4.69
CL100X800-ELB90	800	2.0	2.3	15.27	6.31	1.5	2.0	10.91	5.23
CL100X850-ELB90	850	2.3	2.5	19.24	7.51	2.0	2.3	16.11	6.65
CL100X900-ELB90	900	2.3	2.5	21.00	8.20	2.0	2.3	17.75	7.33
CL100X950-ELB90	950	2.3	2.5	22.84	8.92	2.0	2.3	19.47	8.04
CL100X1000-ELB90	1000	2.3	2.5	24.75	9.66	2.0	2.3	21.27	8.79

CL100 Series

Cable Ladder

Horizontal Tee

GI AL HDG PC S304 S316

Default unit: mm
L1=W+120*2+X*2
L2=W+120+X



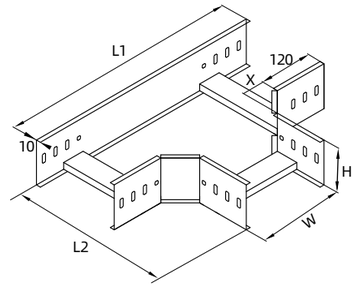

Part Number (Height 100mm)	Width (mm)	Tray Thickness (mm)		Tray Weight (kg/pc)		Cover Thickness (mm)		Cover Weight (kg/pc)	
		Steel	Aluminum	Steel	Aluminum	Steel	Aluminum	Steel	Aluminum
CL100X100-TEE	100	1.0	1.2	1.21	0.52	0.8	1.0	0.57	0.25
CL100X150-TEE	150	1.0	1.2	1.50	0.65	0.8	1.0	0.80	0.36
CL100X200-TEE	200	1.2	1.5	2.19	0.98	1.0	1.2	1.34	0.58
CL100X250-TEE	250	1.2	1.5	2.61	1.17	1.0	1.2	1.72	0.74
CL100X300-TEE	300	1.2	1.5	3.07	1.38	1.0	1.2	2.14	0.92
CL100X350-TEE	350	1.5	2.0	4.47	2.14	1.2	1.5	3.11	1.40
CL100X400-TEE	400	1.5	2.0	5.15	2.47	1.2	1.5	3.70	1.66
CL100X450-TEE	450	1.5	2.0	5.89	2.82	1.2	1.5	4.34	1.95
CL100X500-TEE	500	1.5	2.0	6.67	3.19	1.2	1.5	5.03	2.26
CL100X550-TEE	550	2.0	2.3	10.00	4.13	1.5	2.0	7.21	3.45
CL100X600-TEE	600	2.0	2.3	11.17	4.61	1.5	2.0	8.18	3.92
CL100X650-TEE	650	2.0	2.3	12.41	5.13	1.5	2.0	9.22	4.42
CL100X700-TEE	700	2.0	2.3	13.72	5.67	1.5	2.0	10.31	4.94
CL100X750-TEE	750	2.0	2.3	15.09	6.24	1.5	2.0	11.47	5.49
CL100X800-TEE	800	2.0	2.3	16.53	6.83	1.5	2.0	12.68	6.07
CL100X850-TEE	850	2.3	2.5	20.75	8.10	2.0	2.3	18.60	7.69
CL100X900-TEE	900	2.3	2.5	22.56	8.81	2.0	2.3	20.38	8.42
CL100X950-TEE	950	2.3	2.5	24.45	9.55	2.0	2.3	22.23	9.18
CL100X1000-TEE	1000	2.3	2.5	26.41	10.31	2.0	2.3	24.16	9.98

Horizontal Cross

GI AL HDG PC S304 S316

Default unit: mm
L=W+120*2+X*2



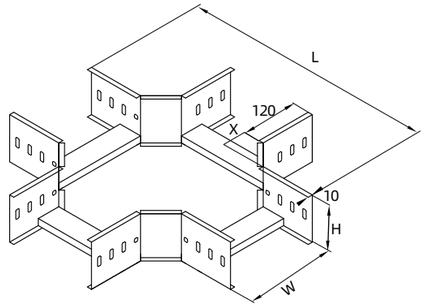

Part Number (Height 100mm)	Width (mm)	Tray Thickness (mm)		Tray Weight (kg/pc)		Cover Thickness (mm)		Cover Weight (kg/pc)	
		Steel	Aluminum	Steel	Aluminum	Steel	Aluminum	Steel	Aluminum
CL100X100-CRS	100	1.0	1.2	1.55	0.67	0.8	1.0	0.85	0.38
CL100X150-CRS	150	1.0	1.2	1.86	0.80	0.8	1.0	1.15	0.51
CL100X200-CRS	200	1.2	1.5	2.64	1.19	1.0	1.2	1.84	0.79
CL100X250-CRS	250	1.2	1.5	3.09	1.39	1.0	1.2	2.28	0.98
CL100X300-CRS	300	1.2	1.5	3.59	1.61	1.0	1.2	2.76	1.19
CL100X350-CRS	350	1.5	2.0	5.15	2.47	1.2	1.5	3.94	1.77
CL100X400-CRS	400	1.5	2.0	5.87	2.81	1.2	1.5	4.62	2.07
CL100X450-CRS	450	1.5	2.0	6.63	3.18	1.2	1.5	5.34	2.40
CL100X500-CRS	500	1.5	2.0	7.45	3.57	1.2	1.5	6.10	2.74
CL100X550-CRS	550	2.0	2.3	11.08	4.58	1.5	2.0	8.65	4.14
CL100X600-CRS	600	2.0	2.3	12.30	5.08	1.5	2.0	9.73	4.66
CL100X650-CRS	650	2.0	2.3	13.59	5.62	1.5	2.0	10.86	5.20
CL100X700-CRS	700	2.0	2.3	14.95	6.17	1.5	2.0	12.06	5.78
CL100X750-CRS	750	2.0	2.3	16.37	6.76	1.5	2.0	13.31	6.38
CL100X800-CRS	800	2.0	2.3	17.86	7.38	1.5	2.0	14.62	7.00
CL100X850-CRS	850	2.3	2.5	22.32	8.72	2.0	2.3	21.33	8.81
CL100X900-CRS	900	2.3	2.5	24.19	9.44	2.0	2.3	23.24	9.60
CL100X950-CRS	950	2.3	2.5	26.13	10.20	2.0	2.3	25.22	10.42
CL100X1000-CRS	1000	2.3	2.5	28.15	10.99	2.0	2.3	27.29	11.27

CL100 Series

Cable Ladder

Rise Bend (Outer Bend)

GI AL HDG PC S304 S316

Default unit: mm
L=H+120+X



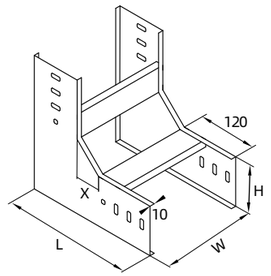

Part Number (Height 100mm)	Width (mm)	Tray Thickness (mm)		Tray Weight (kg/pc)		Cover Thickness (mm)		Cover Weight (kg/pc)	
		Steel	Aluminum	Steel	Aluminum	Steel	Aluminum	Steel	Aluminum
CL100X100-ERS	100	1.0	1.2	0.91	0.39	0.8	1.0	0.37	0.16
CL100X150-ERS	150	1.0	1.2	1.17	0.51	0.8	1.0	0.55	0.25
CL100X200-ERS	200	1.2	1.5	1.77	0.79	1.0	1.2	0.96	0.41
CL100X250-ERS	250	1.2	1.5	2.16	0.97	1.0	1.2	1.27	0.55
CL100X300-ERS	300	1.2	1.5	2.60	1.17	1.0	1.2	1.62	0.70
CL100X350-ERS	350	1.5	2.0	3.84	1.84	1.2	1.5	2.41	1.08
CL100X400-ERS	400	1.5	2.0	4.49	2.15	1.2	1.5	2.92	1.31
CL100X450-ERS	450	1.5	2.0	4.49	2.15	1.2	1.5	2.92	1.31
CL100X500-ERS	500	1.5	2.0	5.93	2.84	1.2	1.5	4.09	1.84
CL100X550-ERS	550	2.0	2.3	8.97	3.70	1.5	2.0	5.93	2.84
CL100X600-ERS	600	2.0	2.3	10.10	4.17	1.5	2.0	6.81	3.26
CL100X650-ERS	650	2.0	2.3	11.29	4.66	1.5	2.0	7.75	3.71
CL100X700-ERS	700	2.0	2.3	12.55	5.19	1.5	2.0	8.74	4.19
CL100X750-ERS	750	2.0	2.3	13.88	5.73	1.5	2.0	9.80	4.69
CL100X800-ERS	800	2.0	2.3	15.27	6.31	1.5	2.0	10.91	5.23
CL100X850-ERS	850	2.3	2.5	19.24	7.51	2.0	2.3	16.11	6.65
CL100X900-ERS	900	2.3	2.5	21.00	8.20	2.0	2.3	17.75	7.33
CL100X950-ERS	950	2.3	2.5	22.84	8.92	2.0	2.3	19.47	8.04
CL100X1000-ERS	1000	2.3	2.5	24.75	9.66	2.0	2.3	21.27	8.79

Drop Bend (Inner Bend)

GI AL HDG PC S304 S316

Default unit: mm
L=高度(H)+120+X



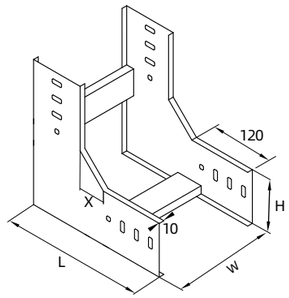

Part Number (Height 100mm)	Width (mm)	Tray Thickness (mm)		Tray Weight (kg/pc)		Cover Thickness (mm)		Cover Weight (kg/pc)	
		Steel	Aluminum	Steel	Aluminum	Steel	Aluminum	Steel	Aluminum
CL100X100-IRS	100	1.0	1.2	0.91	0.39	0.8	1.0	0.37	0.16
CL100X150-IRS	150	1.0	1.2	1.17	0.51	0.8	1.0	0.55	0.25
CL100X200-IRS	200	1.2	1.5	1.77	0.79	1.0	1.2	0.96	0.41
CL100X250-IRS	250	1.2	1.5	2.16	0.97	1.0	1.2	1.27	0.55
CL100X300-IRS	300	1.2	1.5	2.60	1.17	1.0	1.2	1.62	0.70
CL100X350-IRS	350	1.5	2.0	3.84	1.84	1.2	1.5	2.41	1.08
CL100X400-IRS	400	1.5	2.0	4.49	2.15	1.2	1.5	2.92	1.31
CL100X450-IRS	450	1.5	2.0	4.49	2.15	1.2	1.5	2.92	1.31
CL100X500-IRS	500	1.5	2.0	5.93	2.84	1.2	1.5	4.09	1.84
CL100X550-IRS	550	2.0	2.3	8.97	3.70	1.5	2.0	5.93	2.84
CL100X600-IRS	600	2.0	2.3	10.10	4.17	1.5	2.0	6.81	3.26
CL100X650-IRS	650	2.0	2.3	11.29	4.66	1.5	2.0	7.75	3.71
CL100X700-IRS	700	2.0	2.3	12.55	5.19	1.5	2.0	8.74	4.19
CL100X750-IRS	750	2.0	2.3	13.88	5.73	1.5	2.0	9.80	4.69
CL100X800-IRS	800	2.0	2.3	15.27	6.31	1.5	2.0	10.91	5.23
CL100X850-IRS	850	2.3	2.5	19.24	7.51	2.0	2.3	16.11	6.65
CL100X900-IRS	900	2.3	2.5	21.00	8.20	2.0	2.3	17.75	7.33
CL100X950-IRS	950	2.3	2.5	22.84	8.92	2.0	2.3	19.47	8.04
CL100X1000-IRS	1000	2.3	2.5	24.75	9.66	2.0	2.3	21.27	8.79

CL100 Series

Cable Ladder

Reducer

GI AL HDG PC S304 S316

Default unit: mm



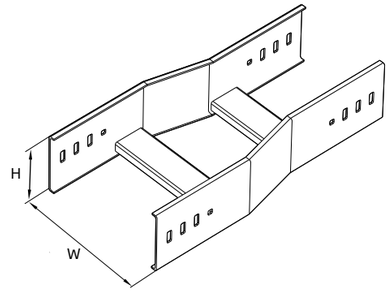

Part Number (Height 100mm)	Width (mm)	Tray Thickness (mm)		Tray Weight (kg/pc)		Cover Thickness (mm)		Cover Weight (kg/pc)	
		Steel	Aluminum	Steel	Aluminum	Steel	Aluminum	Steel	Aluminum
CL100X100-RDC	100	1.0	1.2	0.67	0.29	0.8	1.0	0.18	0.08
CL100X150-RDC	150	1.0	1.2	0.83	0.36	0.8	1.0	0.33	0.15
CL100X200-RDC	200	1.2	1.5	1.23	0.55	1.0	1.2	0.64	0.28
CL100X250-RDC	250	1.2	1.5	1.51	0.68	1.0	1.2	0.91	0.39
CL100X300-RDC	300	1.2	1.5	1.83	0.82	1.0	1.2	1.22	0.53
CL100X350-RDC	350	1.5	2.0	2.73	1.31	1.2	1.5	1.89	0.85
CL100X400-RDC	400	1.5	2.0	3.22	1.54	1.2	1.5	2.36	1.06
CL100X450-RDC	450	1.5	2.0	3.77	1.80	1.2	1.5	2.87	1.29
CL100X500-RDC	500	1.5	2.0	4.36	2.09	1.2	1.5	3.43	1.54
CL100X550-RDC	550	2.0	2.3	6.68	2.76	1.5	2.0	5.05	2.42
CL100X600-RDC	600	2.0	2.3	7.61	3.14	1.5	2.0	5.86	2.81
CL100X650-RDC	650	2.0	2.3	8.60	3.55	1.5	2.0	6.74	3.23
CL100X700-RDC	700	2.0	2.3	9.66	3.99	1.5	2.0	7.68	3.68
CL100X750-RDC	750	2.0	2.3	10.79	4.46	1.5	2.0	8.67	4.15
CL100X800-RDC	800	2.0	2.3	11.98	4.95	1.5	2.0	9.73	4.66
CL100X850-RDC	850	2.3	2.5	15.23	5.95	2.0	2.3	14.45	5.97
CL100X900-RDC	900	2.3	2.5	16.76	6.54	2.0	2.3	16.01	6.62
CL100X950-RDC	950	2.3	2.5	18.36	7.17	2.0	2.3	17.65	7.29
CL100X1000-RDC	1000	2.3	2.5	20.04	7.83	2.0	2.3	19.37	8.00

CL150 Series

CL150 Steel

GI AL HDG PC S304 S316

Default unit: mm

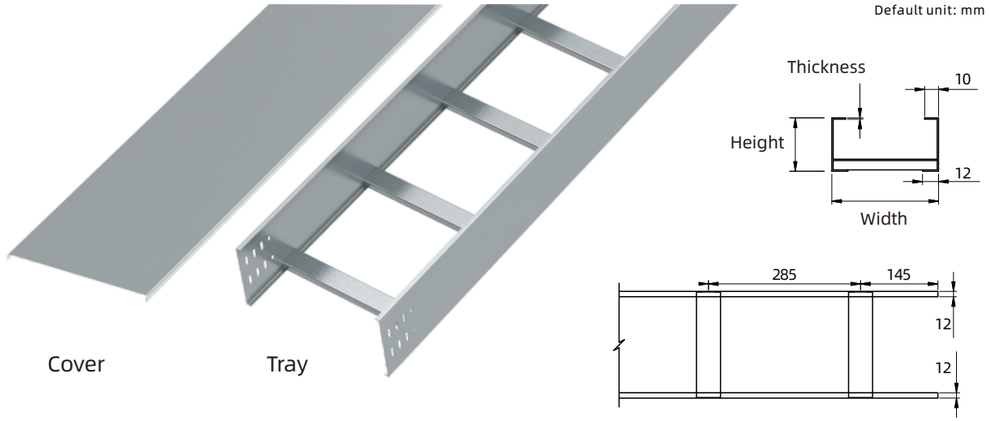

Part Number (Height 150mm)	Width (mm)	Tray Thickness (mm)	Tray Weight (kg/m)	Cover Thickness (mm)	Cover Weight (kg/m)
CL150X150	150	1.0	3.08	0.8	1.06
CL150X200	200	1.2	3.86	1.0	1.72
CL150X250	250	1.2	4.03	1.0	2.12
CL150X300	300	1.2	4.19	1.0	2.51
CL150X350	350	1.5	5.45	1.2	3.48
CL150X400	400	1.5	5.65	1.2	3.95
CL150X450	450	1.5	5.86	1.2	4.42
CL150X500	500	1.5	6.06	1.2	4.89
CL150X550	550	2.0	8.36	1.5	6.71
CL150X600	600	2.0	8.64	1.5	7.30
CL150X650	650	2.0	8.91	1.5	7.88
CL150X700	700	2.0	9.18	1.5	8.47
CL150X750	750	2.0	9.46	1.5	9.06
CL150X800	800	2.0	9.73	1.5	9.65
CL150X850	850	2.3	11.51	2.0	13.65
CL150X900	900	2.3	11.83	2.0	14.44
CL150X950	950	2.3	12.14	2.0	15.22
CL150X1000	1000	2.3	12.46	2.0	16.01

◆ **Tray Height:** 150mm
◆ **Length:** 2000mm

CL150 Series

CL150 Aluminum

GI AL HDG PC S304 S316

Default unit: mm

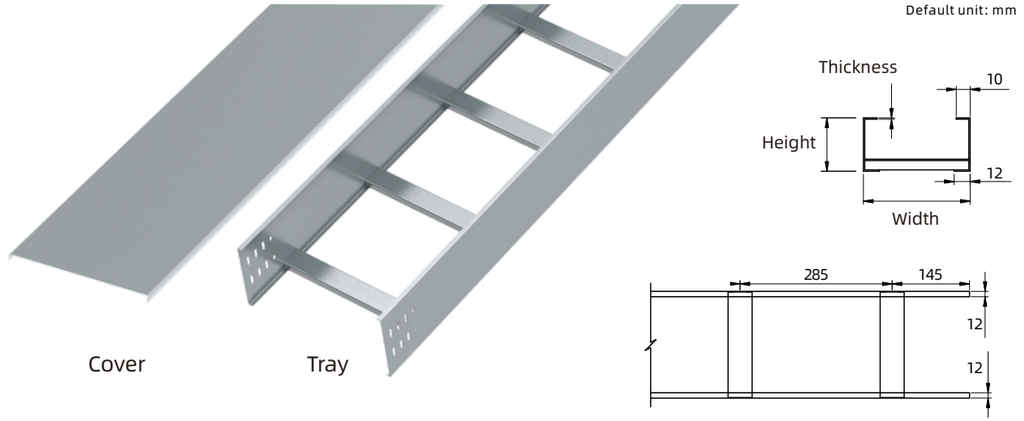

Part Number (Height 150mm)	Width (mm)	Tray Thickness (mm)	Tray Weight (kg/m)	Cover Thickness (mm)	Cover Weight (kg/m)
CL150X150	150	1.2	1.28	1.0	0.46
CL150X200	200	1.5	1.67	1.2	0.72
CL150X250	250	1.5	1.74	1.2	0.88
CL150X300	300	1.5	1.81	1.2	1.04
CL150X350	350	2.0	2.51	1.5	1.50
CL150X400	400	2.0	2.60	1.5	1.71
CL150X450	450	2.0	2.70	1.5	1.91
CL150X500	500	2.0	2.79	1.5	2.11
CL150X550	550	2.3	3.32	2.0	3.09
CL150X600	600	2.3	3.43	2.0	3.36
CL150X650	650	2.3	3.54	2.0	3.63
CL150X700	700	2.3	3.65	2.0	3.90
CL150X750	750	2.3	3.76	2.0	4.17
CL150X800	800	2.3	3.86	2.0	4.44
CL150X850	850	2.5	4.32	2.3	5.42
CL150X900	900	2.5	4.44	2.3	5.73
CL150X950	950	2.5	4.56	2.3	6.05
CL150X1000	1000	2.5	4.67	2.3	6.36

◆ **Tray Height:** 150mm
◆ **Length:** 2000mm

Cable Ladder

90° Horizontal Bend

GI AL HDG PC S304 S316

Default unit: mm
L=W+120+X



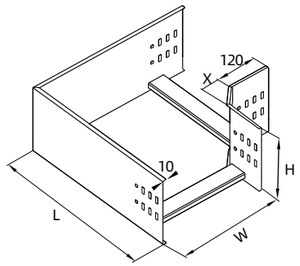

Part Number (Height 150mm)	Width (mm)	Tray Thickness (mm)		Tray Weight (kg/pc)		Cover Thickness (mm)		Cover Weight (kg/pc)	
		Steel	Aluminum	Steel	Aluminum	Steel	Aluminum	Steel	Aluminum
CL150X150-ELB90	150	1.0	1.2	1.47	0.63	0.8	1.0	0.55	0.25
CL150X200-ELB90	200	1.2	1.5	2.16	0.97	1.0	1.2	0.96	0.41
CL150X250-ELB90	250	1.2	1.5	2.59	1.16	1.0	1.2	1.27	0.55
CL150X300-ELB90	300	1.2	1.5	3.07	1.38	1.0	1.2	1.62	0.70
CL150X350-ELB90	350	1.5	2.0	4.48	2.15	1.2	1.5	2.41	1.08
CL150X400-ELB90	400	1.5	2.0	5.18	2.48	1.2	1.5	2.92	1.31
CL150X450-ELB90	450	1.5	2.0	5.93	2.84	1.2	1.5	3.49	1.57
CL150X1500-ELB90	500	1.5	2.0	6.72	3.22	1.2	1.5	4.09	1.84
CL150X550-ELB90	550	2.0	2.3	10.09	4.17	1.5	2.0	5.93	2.84
CL150X600-ELB90	600	2.0	2.3	11.28	4.66	1.5	2.0	6.81	3.26
CL150X650-ELB90	650	2.0	2.3	12.54	5.18	1.5	2.0	7.75	3.71
CL150X700-ELB90	700	2.0	2.3	13.87	5.73	1.5	2.0	8.74	4.19
CL150X750-ELB90	750	2.0	2.3	15.27	6.31	1.5	2.0	9.80	4.69
CL150X800-ELB90	800	2.0	2.3	16.73	6.91	1.5	2.0	10.91	5.23
CL150X850-ELB90	850	2.3	2.5	20.99	8.20	2.0	2.3	16.11	6.65
CL150X900-ELB90	900	2.3	2.5	22.83	8.91	2.0	2.3	17.75	7.33
CL150X950-ELB90	950	2.3	2.5	24.74	9.66	2.0	2.3	19.47	8.04
CL150X1000-ELB90	1000	2.3	2.5	26.73	10.44	2.0	2.3	21.27	8.79

CL150 Series

Cable Ladder

Horizontal Tee

GI AL HDG PC S304 S316

Default unit: mm
L1=W+120*2+X*2
L2=W+120+X



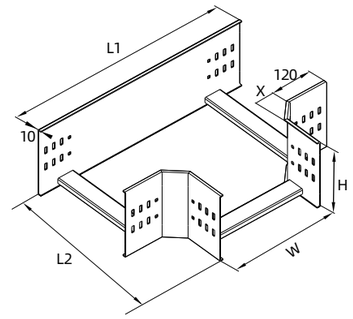

Part Number (Height 150mm)	Width (mm)	Tray Thickness (mm)		Tray Weight (kg/pc)		Cover Thickness (mm)		Cover Weight (kg/pc)	
		Steel	Aluminum	Steel	Aluminum	Steel	Aluminum	Steel	Aluminum
CL150X150-TEE	150	1.0	1.2	1.82	0.79	0.8	1.0	0.80	0.36
CL150X200-TEE	200	1.2	1.5	2.59	1.16	1.0	1.2	1.34	0.58
CL150X250-TEE	250	1.2	1.5	3.04	1.36	1.0	1.2	1.72	0.74
CL150X300-TEE	300	1.2	1.5	3.52	1.58	1.0	1.2	2.14	0.92
CL150X350-TEE	350	1.5	2.0	5.06	2.42	1.2	1.5	3.11	1.40
CL150X400-TEE	400	1.5	2.0	5.77	2.76	1.2	1.5	3.70	1.66
CL150X450-TEE	450	1.5	2.0	6.52	3.12	1.2	1.5	4.34	1.95
CL150X1500-TEE	500	1.5	2.0	7.33	3.51	1.2	1.5	5.03	2.26
CL150X550-TEE	550	2.0	2.3	10.91	4.51	1.5	2.0	7.21	3.45
CL150X600-TEE	600	2.0	2.3	12.12	5.01	1.5	2.0	8.18	3.92
CL150X650-TEE	650	2.0	2.3	13.39	5.53	1.5	2.0	9.22	4.42
CL150X700-TEE	700	2.0	2.3	14.73	6.09	1.5	2.0	10.31	4.94
CL150X750-TEE	750	2.0	2.3	16.14	6.67	1.5	2.0	11.47	5.49
CL150X800-TEE	800	2.0	2.3	17.62	7.28	1.5	2.0	12.68	6.07
CL150X850-TEE	850	2.3	2.5	22.03	8.60	2.0	2.3	18.60	7.69
CL150X900-TEE	900	2.3	2.5	23.88	9.32	2.0	2.3	20.38	8.42
CL150X950-TEE	950	2.3	2.5	25.81	10.08	2.0	2.3	22.23	9.18
CL150X1000-TEE	1000	2.3	2.5	27.81	10.86	2.0	2.3	24.16	9.98

Horizontal Cross

GI AL HDG PC S304 S316

Default unit: mm



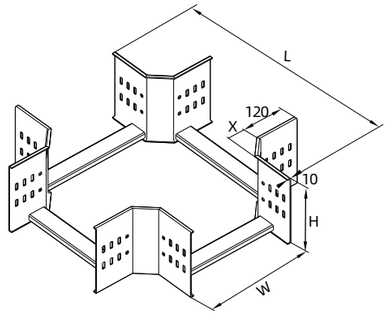

Part Number (Height 150mm)	Width (mm)	Tray Thickness (mm)		Tray Weight (kg/pc)		Cover Thickness (mm)		Cover Weight (kg/pc)	
		Steel	Aluminum	Steel	Aluminum	Steel	Aluminum	Steel	Aluminum
CL150X150-CRS	150	1.0	1.2	2.18	0.94	0.8	1.0	1.15	0.51
CL150X200-CRS	200	1.2	1.5	3.03	1.36	1.0	1.2	1.84	0.79
CL150X250-CRS	250	1.2	1.5	3.48	1.56	1.0	1.2	2.28	0.98
CL150X300-CRS	300	1.2	1.5	3.97	1.78	1.0	1.2	2.76	1.19
CL150X350-CRS	350	1.5	2.0	5.63	2.70	1.2	1.5	3.94	1.77
CL150X400-CRS	400	1.5	2.0	6.35	3.04	1.2	1.5	4.62	2.07
CL150X450-CRS	450	1.5	2.0	7.11	3.41	1.2	1.5	5.34	2.40
CL150X1500-CRS	500	1.5	2.0	7.93	3.80	1.2	1.5	6.10	2.74
CL150X550-CRS	550	2.0	2.3	11.72	4.84	1.5	2.0	8.65	4.14
CL150X600-CRS	600	2.0	2.3	12.94	5.35	1.5	2.0	9.73	4.66
CL150X650-CRS	650	2.0	2.3	14.23	5.88	1.5	2.0	10.86	5.20
CL150X700-CRS	700	2.0	2.3	15.59	6.44	1.5	2.0	12.06	5.78
CL150X750-CRS	750	2.0	2.3	17.01	7.03	1.5	2.0	13.31	6.38
CL150X800-CRS	800	2.0	2.3	18.50	7.64	1.5	2.0	14.62	7.00
CL150X850-CRS	850	2.3	2.5	23.06	9.00	2.0	2.3	21.33	8.81
CL150X900-CRS	900	2.3	2.5	24.92	9.73	2.0	2.3	23.24	9.60
CL150X950-CRS	950	2.3	2.5	26.86	10.49	2.0	2.3	25.22	10.42
CL150X1000-CRS	1000	2.3	2.5	28.88	11.28	2.0	2.3	27.29	11.27

CL150 Series

Cable Ladder

Rise Bend (Outer Bend)

GI AL HDG PC S304 S316

Default unit: mm



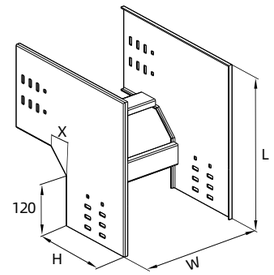

Part Number (Height 150mm)	Width (mm)	Tray Thickness (mm)		Tray Weight (kg/pc)		Cover Thickness (mm)		Cover Weight (kg/pc)	
		Steel	Aluminum	Steel	Aluminum	Steel	Aluminum	Steel	Aluminum
CL150X150-ERS	150	1.0	1.2	1.47	0.63	0.8	1.0	0.55	0.25
CL150X200-ERS	200	1.2	1.5	2.16	0.97	1.0	1.2	0.96	0.41
CL150X250-ERS	250	1.2	1.5	2.59	1.16	1.0	1.2	1.27	0.55
CL150X300-ERS	300	1.2	1.5	3.07	1.38	1.0	1.2	1.62	0.70
CL150X350-ERS	350	1.5	2.0	4.48	2.15	1.2	1.5	2.41	1.08
CL150X400-ERS	400	1.5	2.0	5.18	2.48	1.2	1.5	2.92	1.31
CL150X450-ERS	450	1.5	2.0	5.93	2.84	1.2	1.5	3.49	1.57
CL150X1500-ERS	500	1.5	2.0	6.72	3.22	1.2	1.5	4.09	1.84
CL150X550-ERS	550	2.0	2.3	10.09	4.17	1.5	2.0	5.93	2.84
CL150X600-ERS	600	2.0	2.3	11.28	4.66	1.5	2.0	6.81	3.26
CL150X650-ERS	650	2.0	2.3	12.54	5.18	1.5	2.0	7.75	3.71
CL150X700-ERS	700	2.0	2.3	13.87	5.73	1.5	2.0	8.74	4.19
CL150X750-ERS	750	2.0	2.3	15.27	6.31	1.5	2.0	9.80	4.69
CL150X800-ERS	800	2.0	2.3	16.73	6.91	1.5	2.0	10.91	5.23
CL150X850-ERS	850	2.3	2.5	20.99	8.20	2.0	2.3	16.11	6.65
CL150X900-ERS	900	2.3	2.5	22.83	8.91	2.0	2.3	17.75	7.33
CL150X950-ERS	950	2.3	2.5	24.74	9.66	2.0	2.3	19.47	8.04
CL150X1000-ERS	1000	2.3	2.5	26.73	10.44	2.0	2.3	21.27	8.79

Drop Bend (Inner Bend)

GI AL HDG PC S304 S316

Default unit: mm



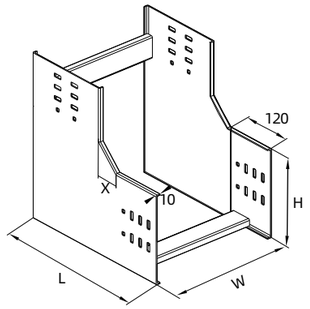

Part Number (Height 150mm)	Width (mm)	Tray Thickness (mm)		Tray Weight (kg/pc)		Cover Thickness (mm)		Cover Weight (kg/pc)	
		Steel	Aluminum	Steel	Aluminum	Steel	Aluminum	Steel	Aluminum
CL150X150-IRS	150	1.0	1.2	1.47	0.63	0.8	1.0	0.55	0.25
CL150X200-IRS	200	1.2	1.5	2.16	0.97	1.0	1.2	0.96	0.41
CL150X250-IRS	250	1.2	1.5	2.59	1.16	1.0	1.2	1.27	0.55
CL150X300-IRS	300	1.2	1.5	3.07	1.38	1.0	1.2	1.62	0.70
CL150X350-IRS	350	1.5	2.0	4.48	2.15	1.2	1.5	2.41	1.08
CL150X400-IRS	400	1.5	2.0	5.18	2.48	1.2	1.5	2.92	1.31
CL150X450-IRS	450	1.5	2.0	5.93	2.84	1.2	1.5	3.49	1.57
CL150X1500-IRS	500	1.5	2.0	6.72	3.22	1.2	1.5	4.09	1.84
CL150X550-IRS	550	2.0	2.3	10.09	4.17	1.5	2.0	5.93	2.84
CL150X600-IRS	600	2.0	2.3	11.28	4.66	1.5	2.0	6.81	3.26
CL150X650-IRS	650	2.0	2.3	12.54	5.18	1.5	2.0	7.75	3.71
CL150X700-IRS	700	2.0	2.3	13.87	5.73	1.5	2.0	8.74	4.19
CL150X750-IRS	750	2.0	2.3	15.27	6.31	1.5	2.0	9.80	4.69
CL150X800-IRS	800	2.0	2.3	16.73	6.91	1.5	2.0	10.91	5.23
CL150X850-IRS	850	2.3	2.5	20.99	8.20	2.0	2.3	16.11	6.65
CL150X900-IRS	900	2.3	2.5	22.83	8.91	2.0	2.3	17.75	7.33
CL150X950-IRS	950	2.3	2.5	24.74	9.66	2.0	2.3	19.47	8.04
CL150X1000-IRS	1000	2.3	2.5	26.73	10.44	2.0	2.3	21.27	8.79

CL150 Series

Cable Ladder

Reducer

GI AL HDG PC S304 S316

Default unit: mm

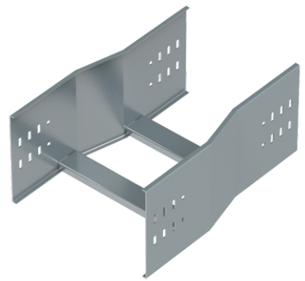

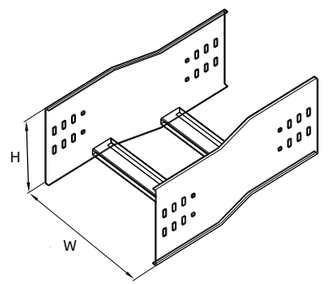

Part Number (Height 150mm)	Width (mm)	Tray Thickness (mm)		Tray Weight (kg/pc)		Cover Thickness (mm)		Cover Weight (kg/pc)	
		Steel	Aluminum	Steel	Aluminum	Steel	Aluminum	Steel	Aluminum
CL150X150-RDC	150	1.0	1.2	1.07	0.46	0.8	1.0	0.33	0.15
CL150X200-RDC	200	1.2	1.5	1.52	0.68	1.0	1.2	0.64	0.28
CL150X250-RDC	250	1.2	1.5	1.80	0.81	1.0	1.2	0.91	0.39
CL150X300-RDC	300	1.2	1.5	2.11	0.95	1.0	1.2	1.22	0.53
CL150X350-RDC	350	1.5	2.0	3.09	1.48	1.2	1.5	1.89	0.85
CL150X400-RDC	400	1.5	2.0	3.58	1.72	1.2	1.5	2.36	1.06
CL150X450-RDC	450	1.5	2.0	4.13	1.98	1.2	1.5	2.87	1.29
CL150X1500-RDC	500	1.5	2.0	4.72	2.26	1.2	1.5	3.43	1.54
CL150X550-RDC	550	2.0	2.3	7.16	2.96	1.5	2.0	5.05	2.42
CL150X600-RDC	600	2.0	2.3	8.09	3.34	1.5	2.0	5.86	2.81
CL150X650-RDC	650	2.0	2.3	9.08	3.75	1.5	2.0	6.74	3.23
CL150X700-RDC	700	2.0	2.3	10.14	4.19	1.5	2.0	7.68	3.68
CL150X750-RDC	750	2.0	2.3	11.27	4.66	1.5	2.0	8.67	4.15
CL150X800-RDC	800	2.0	2.3	12.46	5.15	1.5	2.0	9.73	4.66
CL150X850-RDC	850	2.3	2.5	15.78	6.16	2.0	2.3	14.45	5.97
CL150X900-RDC	900	2.3	2.5	17.31	6.76	2.0	2.3	16.01	6.62
CL150X950-RDC	950	2.3	2.5	18.91	7.39	2.0	2.3	17.65	7.29
CL150X1000-RDC	1000	2.3	2.5	20.60	8.04	2.0	2.3	19.37	8.00

CL200 Steel

GI AL HDG PC S304 S316

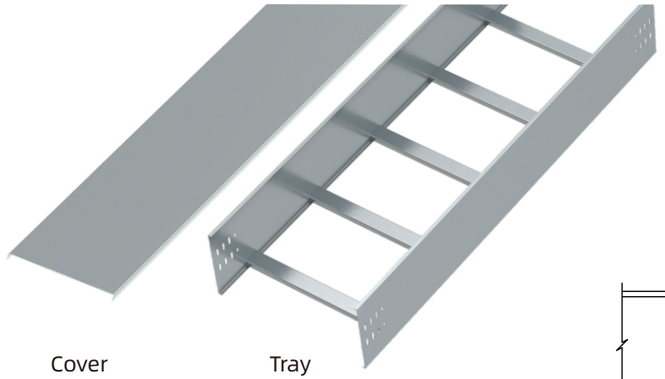

Default unit: mm

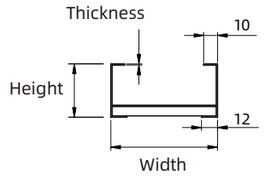

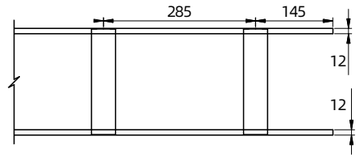

Part Number (Height 200mm)	Width (mm)	Tray Thickness (mm)	Tray Weight (kg/m)	Cover Thickness (mm)	Cover Weight (kg/m)
CL200X200	200	1.2	4.80	1.0	1.72
CL200X250	250	1.2	4.97	1.0	2.12
CL200X300	300	1.2	5.13	1.0	2.51
CL200X350	350	1.5	6.62	1.2	3.48
CL200X400	400	1.5	6.83	1.2	3.95
CL200X450	450	1.5	7.04	1.2	4.42
CL200X500	500	1.5	7.24	1.2	4.89
CL200X550	550	2.0	9.93	1.5	6.71
CL200X600	600	2.0	10.21	1.5	7.30
CL200X650	650	2.0	10.48	1.5	7.88
CL200X700	700	2.0	10.75	1.5	8.47
CL200X750	750	2.0	11.03	1.5	9.06
CL200X800	800	2.0	11.30	1.5	9.65
CL200X850	850	2.3	13.32	2.0	13.65
CL200X900	900	2.3	13.63	2.0	14.44
CL200X950	950	2.3	13.95	2.0	15.22
CL200X1000	1000	2.3	14.26	2.0	16.01

◆ **Tray Height:** 200mm
◆ **Length:** 2000mm

CL200 Series

Cable Ladder

CL200 Aluminum

GI AL HDG PC S304 S316

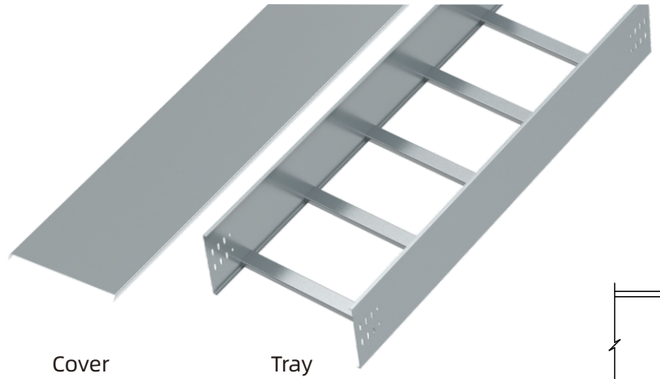

Default unit: mm

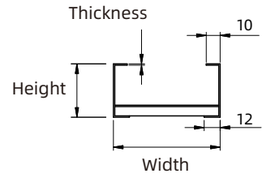

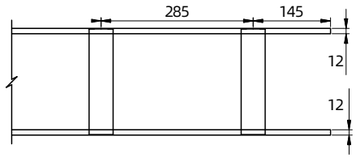

Part Number (Height 200mm)	Width (mm)	Tray Thickness (mm)	Tray Weight (kg/m)	Cover Thickness (mm)	Cover Weight (kg/m)
CL200X200	200	1.5	2.07	1.2	0.72
CL200X250	250	1.5	2.14	1.2	0.88
CL200X300	300	1.5	2.22	1.2	1.04
CL200X350	350	2.0	3.05	1.5	1.50
CL200X400	400	2.0	3.14	1.5	1.71
CL200X450	450	2.0	3.24	1.5	1.91
CL200X500	500	2.0	3.33	1.5	2.11
CL200X550	550	2.3	3.94	2.0	3.09
CL200X600	600	2.3	4.05	2.0	3.36
CL200X650	650	2.3	4.16	2.0	3.63
CL200X700	700	2.3	4.27	2.0	3.90
CL200X750	750	2.3	4.38	2.0	4.17
CL200X800	800	2.3	4.49	2.0	4.44
CL200X850	850	2.5	5.00	2.3	5.42
CL200X900	900	2.5	5.12	2.3	5.73
CL200X950	950	2.5	5.23	2.3	6.05
CL200X1000	1000	2.5	5.35	2.3	6.36

◆ **Tray Height:** 200mm
◆ **Length:** 2000mm

90° Horizontal Bend

GI AL HDG PC S304 S316

Default unit: mm
L=W+120+X



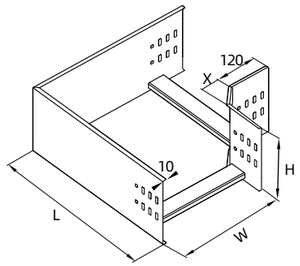

Part Number (Height 200mm)	Width (mm)	Tray Thickness (mm)		Tray Weight (kg/pc)		Cover Thickness (mm)		Cover Weight (kg/pc)	
		Steel	Aluminum	Steel	Aluminum	Steel	Aluminum	Steel	Aluminum
CL200X200-ELB90	200	1.2	1.5	2.55	1.15	1.0	1.2	0.96	0.41
CL200X250-ELB90	250	1.2	1.5	3.03	1.36	1.0	1.2	1.27	0.55
CL200X300-ELB90	300	1.2	1.5	3.54	1.59	1.0	1.2	1.62	0.70
CL200X350-ELB90	350	1.5	2.0	5.12	2.45	1.2	1.5	2.41	1.08
CL200X400-ELB90	400	1.5	2.0	5.87	2.81	1.2	1.5	2.92	1.31
CL200X450-ELB90	450	1.5	2.0	6.67	3.19	1.2	1.5	3.49	1.57
CL200X500-ELB90	500	1.5	2.0	7.51	3.60	1.2	1.5	4.09	1.84
CL200X550-ELB90	550	2.0	2.3	11.21	4.63	1.5	2.0	5.93	2.84
CL200X600-ELB90	600	2.0	2.3	12.47	5.15	1.5	2.0	6.81	3.26
CL200X650-ELB90	650	2.0	2.3	13.80	5.70	1.5	2.0	7.75	3.71
CL200X700-ELB90	700	2.0	2.3	15.19	6.28	1.5	2.0	8.74	4.19
CL200X750-ELB90	750	2.0	2.3	16.65	6.88	1.5	2.0	9.80	4.69
CL200X800-ELB90	800	2.0	2.3	18.18	7.51	1.5	2.0	10.91	5.23
CL200X850-ELB90	850	2.3	2.5	22.74	8.88	2.0	2.3	16.11	6.65
CL200X900-ELB90	900	2.3	2.5	24.65	9.63	2.0	2.3	17.75	7.33
CL200X950-ELB90	950	2.3	2.5	26.64	10.40	2.0	2.3	19.47	8.04
CL200X1000-ELB90	1000	2.3	2.5	28.71	11.21	2.0	2.3	21.27	8.79

CL200 Series

Cable Ladder

Horizontal Tee

GI AL HDG PC S304 S316

Default unit: mm
L1=W+120*2+X*2
L2=W+120+X



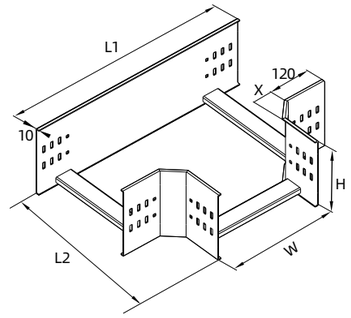

Part Number (Height 200mm)	Width (mm)	Tray Thickness (mm)		Tray Weight (kg/pc)		Cover Thickness (mm)		Cover Weight (kg/pc)	
		Steel	Aluminum	Steel	Aluminum	Steel	Aluminum	Steel	Aluminum
CL200X200-TEE	200	1.2	1.5	3.00	1.35	1.0	1.2	1.34	0.58
CL200X250-TEE	250	1.2	1.5	3.47	1.56	1.0	1.2	1.72	0.74
CL200X300-TEE	300	1.2	1.5	3.97	1.78	1.0	1.2	2.14	0.92
CL200X350-TEE	350	1.5	2.0	5.64	2.70	1.2	1.5	3.11	1.40
CL200X400-TEE	400	1.5	2.0	6.38	3.05	1.2	1.5	3.70	1.66
CL200X450-TEE	450	1.5	2.0	7.16	3.43	1.2	1.5	4.34	1.95
CL200X500-TEE	500	1.5	2.0	7.99	3.83	1.2	1.5	5.03	2.26
CL200X550-TEE	550	2.0	2.3	11.82	4.88	1.5	2.0	7.21	3.45
CL200X600-TEE	600	2.0	2.3	13.06	5.40	1.5	2.0	8.18	3.92
CL200X650-TEE	650	2.0	2.3	14.37	5.94	1.5	2.0	9.22	4.42
CL200X700-TEE	700	2.0	2.3	15.75	6.51	1.5	2.0	10.31	4.94
CL200X750-TEE	750	2.0	2.3	17.19	7.10	1.5	2.0	11.47	5.49
CL200X800-TEE	800	2.0	2.3	18.70	7.72	1.5	2.0	12.68	6.07
CL200X850-TEE	850	2.3	2.5	23.31	9.10	2.0	2.3	18.60	7.69
CL200X900-TEE	900	2.3	2.5	25.20	9.84	2.0	2.3	20.38	8.42
CL200X950-TEE	950	2.3	2.5	27.16	10.61	2.0	2.3	22.23	9.18
CL200X1000-TEE	1000	2.3	2.5	29.20	11.40	2.0	2.3	24.16	9.98

Horizontal Cross

GI AL HDG PC S304 S316

Default unit: mm



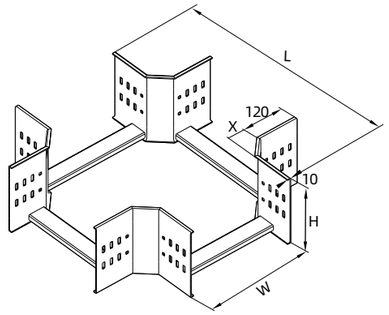

Part Number (Height 200mm)	Width (mm)	Tray Thickness (mm)		Tray Weight (kg/pc)		Cover Thickness (mm)		Cover Weight (kg/pc)	
		Steel	Aluminum	Steel	Aluminum	Steel	Aluminum	Steel	Aluminum
CL200X200-CRS	200	1.2	1.5	3.41	1.53	1.0	1.2	1.84	0.79
CL200X250-CRS	250	1.2	1.5	3.86	1.73	1.0	1.2	2.28	0.98
CL200X300-CRS	300	1.2	1.5	4.36	1.96	1.0	1.2	2.76	1.19
CL200X350-CRS	350	1.5	2.0	6.11	2.93	1.2	1.5	3.94	1.77
CL200X400-CRS	400	1.5	2.0	6.83	3.27	1.2	1.5	4.62	2.07
CL200X450-CRS	450	1.5	2.0	7.59	3.64	1.2	1.5	5.34	2.40
CL200X500-CRS	500	1.5	2.0	8.41	4.03	1.2	1.5	6.10	2.74
CL200X550-CRS	550	2.0	2.3	12.36	5.11	1.5	2.0	8.65	4.14
CL200X600-CRS	600	2.0	2.3	13.59	5.61	1.5	2.0	9.73	4.66
CL200X650-CRS	650	2.0	2.3	14.87	6.14	1.5	2.0	10.86	5.20
CL200X700-CRS	700	2.0	2.3	16.23	6.70	1.5	2.0	12.06	5.78
CL200X750-CRS	750	2.0	2.3	17.65	7.29	1.5	2.0	13.31	6.38
CL200X800-CRS	800	2.0	2.3	19.14	7.91	1.5	2.0	14.62	7.00
CL200X850-CRS	850	2.3	2.5	23.80	9.29	2.0	2.3	21.33	8.81
CL200X900-CRS	900	2.3	2.5	25.66	10.02	2.0	2.3	23.24	9.60
CL200X950-CRS	950	2.3	2.5	27.60	10.78	2.0	2.3	25.22	10.42
CL200X1000-CRS	1000	2.3	2.5	29.62	11.57	2.0	2.3	27.29	11.27

CL200 Series

Cable Ladder

Rise Bend (Outer Bend)

GI AL HDG PC S304 S316

Default unit: mm



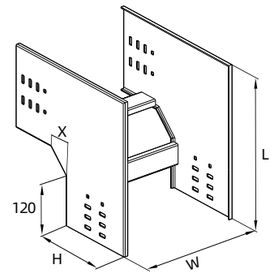

Part Number (Height 200mm)	Width (mm)	Tray Thickness (mm)		Tray Weight (kg/pc)		Cover Thickness (mm)		Cover Weight (kg/pc)	
		Steel	Aluminum	Steel	Aluminum	Steel	Aluminum	Steel	Aluminum
CL200X200-ERS	200	1.2	1.5	2.55	1.15	1.0	1.2	0.96	0.41
CL200X250-ERS	250	1.2	1.5	3.03	1.36	1.0	1.2	1.27	0.55
CL200X300-ERS	300	1.2	1.5	3.54	1.59	1.0	1.2	1.62	0.70
CL200X350-ERS	350	1.5	2.0	5.12	2.45	1.2	1.5	2.41	1.08
CL200X400-ERS	400	1.5	2.0	5.87	2.81	1.2	1.5	2.92	1.31
CL200X450-ERS	450	1.5	2.0	6.67	3.19	1.2	1.5	3.49	1.57
CL200X500-ERS	500	1.5	2.0	7.51	3.60	1.2	1.5	4.09	1.84
CL200X550-ERS	550	2.0	2.3	11.21	4.63	1.5	2.0	5.93	2.84
CL200X600-ERS	600	2.0	2.3	12.47	5.15	1.5	2.0	6.81	3.26
CL200X650-ERS	650	2.0	2.3	13.80	5.70	1.5	2.0	7.75	3.71
CL200X700-ERS	700	2.0	2.3	15.19	6.28	1.5	2.0	8.74	4.19
CL200X750-ERS	750	2.0	2.3	16.65	6.88	1.5	2.0	9.80	4.69
CL200X800-ERS	800	2.0	2.3	18.18	7.51	1.5	2.0	10.91	5.23
CL200X850-ERS	850	2.3	2.5	22.74	8.88	2.0	2.3	16.11	6.65
CL200X900-ERS	900	2.3	2.5	24.65	9.63	2.0	2.3	17.75	7.33
CL200X950-ERS	950	2.3	2.5	26.64	10.40	2.0	2.3	19.47	8.04
CL200X1000-ERS	1000	2.3	2.5	28.71	11.21	2.0	2.3	21.27	8.79

Drop Bend (Inner Bend)

GI AL HDG PC S304 S316

Default unit: mm



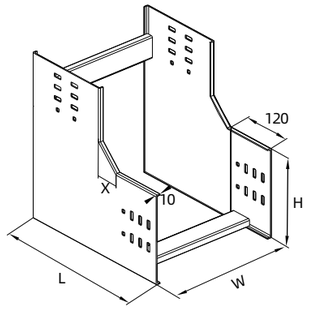

Part Number (Height 200mm)	Width (mm)	Tray Thickness (mm)		Tray Weight (kg/pc)		Cover Thickness (mm)		Cover Weight (kg/pc)	
		Steel	Aluminum	Steel	Aluminum	Steel	Aluminum	Steel	Aluminum
CL200X200-IRS	200	1.2	1.5	2.55	1.15	1.0	1.2	0.96	0.41
CL200X250-IRS	250	1.2	1.5	3.03	1.36	1.0	1.2	1.27	0.55
CL200X300-IRS	300	1.2	1.5	3.54	1.59	1.0	1.2	1.62	0.70
CL200X350-IRS	350	1.5	2.0	5.12	2.45	1.2	1.5	2.41	1.08
CL200X400-IRS	400	1.5	2.0	5.87	2.81	1.2	1.5	2.92	1.31
CL200X450-IRS	450	1.5	2.0	6.67	3.19	1.2	1.5	3.49	1.57
CL200X500-IRS	500	1.5	2.0	7.51	3.60	1.2	1.5	4.09	1.84
CL200X550-IRS	550	2.0	2.3	11.21	4.63	1.5	2.0	5.93	2.84
CL200X600-IRS	600	2.0	2.3	12.47	5.15	1.5	2.0	6.81	3.26
CL200X650-IRS	650	2.0	2.3	13.80	5.70	1.5	2.0	7.75	3.71
CL200X700-IRS	700	2.0	2.3	15.19	6.28	1.5	2.0	8.74	4.19
CL200X750-IRS	750	2.0	2.3	16.65	6.88	1.5	2.0	9.80	4.69
CL200X800-IRS	800	2.0	2.3	18.18	7.51	1.5	2.0	10.91	5.23
CL200X850-IRS	850	2.3	2.5	22.74	8.88	2.0	2.3	16.11	6.65
CL200X900-IRS	900	2.3	2.5	24.65	9.63	2.0	2.3	17.75	7.33
CL200X950-IRS	950	2.3	2.5	26.64	10.40	2.0	2.3	19.47	8.04
CL200X1000-IRS	1000	2.3	2.5	28.71	11.21	2.0	2.3	21.27	8.79

CL200 Series

Cable Ladder

Reducer

GI AL HDG PC S304 S316

Default unit: mm

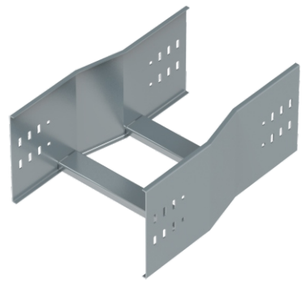

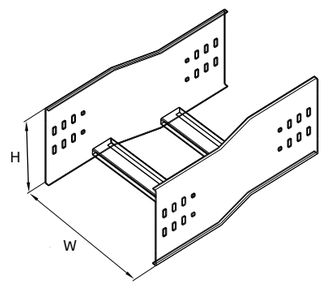

Part Number (Height 200mm)	Width (mm)	Tray Thickness (mm)		Tray Weight (kg/pc)		Cover Thickness (mm)		Cover Weight (kg/pc)	
		Steel	Aluminum	Steel	Aluminum	Steel	Aluminum	Steel	Aluminum
CL200X200-RDC	200	1.2	1.5	1.81	0.81	1.0	1.2	0.64	0.28
CL200X250-RDC	250	1.2	1.5	2.09	0.94	1.0	1.2	0.91	0.39
CL200X300-RDC	300	1.2	1.5	2.40	1.08	1.0	1.2	1.22	0.53
CL200X350-RDC	350	1.5	2.0	3.45	1.65	1.2	1.5	1.89	0.85
CL200X400-RDC	400	1.5	2.0	3.94	1.89	1.2	1.5	2.36	1.06
CL200X450-RDC	450	1.5	2.0	4.49	2.15	1.2	1.5	2.87	1.29
CL200X500-RDC	500	1.5	2.0	5.08	2.44	1.2	1.5	3.43	1.54
CL200X550-RDC	550	2.0	2.3	7.64	3.16	1.5	2.0	5.05	2.42
CL200X600-RDC	600	2.0	2.3	8.57	3.54	1.5	2.0	5.86	2.81
CL200X650-RDC	650	2.0	2.3	9.56	3.95	1.5	2.0	6.74	3.23
CL200X700-RDC	700	2.0	2.3	10.62	4.39	1.5	2.0	7.68	3.68
CL200X750-RDC	750	2.0	2.3	11.75	4.85	1.5	2.0	8.67	4.15
CL200X800-RDC	800	2.0	2.3	12.94	5.35	1.5	2.0	9.73	4.66
CL200X850-RDC	850	2.3	2.5	16.34	6.38	2.0	2.3	14.45	5.97
CL200X900-RDC	900	2.3	2.5	17.86	6.98	2.0	2.3	16.01	6.62
CL200X950-RDC	950	2.3	2.5	19.47	7.60	2.0	2.3	17.65	7.29
CL200X1000-RDC	1000	2.3	2.5	21.15	8.26	2.0	2.3	19.37	8.00

CL250 Series

CL250 Steel

GI AL HDG PC S304 S316

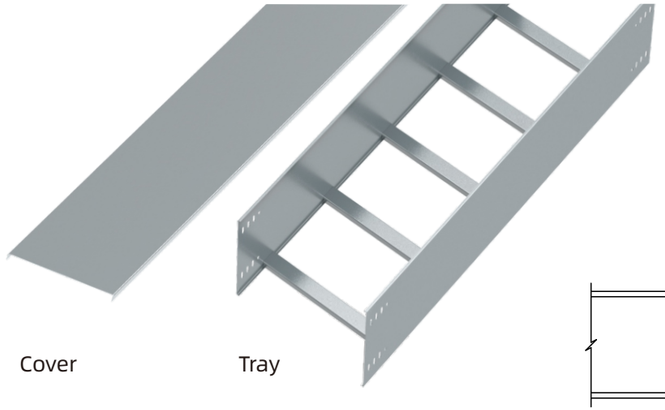

Default unit: mm

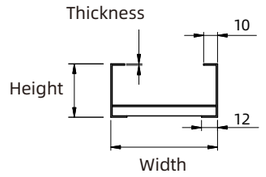

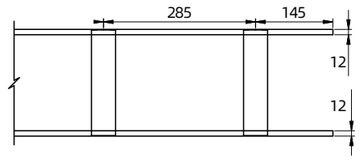

Part Number (Height 250mm)	Width (mm)	Tray Thickness (mm)	Tray Weight (kg/m)	Cover Thickness (mm)	Cover Weight (kg/m)
CL250X250	250	1.2	5.91	1.0	2.12
CL250X300	300	1.2	6.08	1.0	2.51
CL250X350	350	1.5	7.80	1.2	3.48
CL250X400	400	1.5	8.01	1.2	3.95
CL250X450	450	1.5	8.21	1.2	4.42
CL250X500	500	1.5	8.42	1.2	4.89
CL250X550	550	2.0	11.50	1.5	6.71
CL250X600	600	2.0	11.78	1.5	7.30
CL250X650	650	2.0	12.05	1.5	7.88
CL250X700	700	2.0	12.32	1.5	8.47
CL250X750	750	2.0	12.60	1.5	9.06
CL250X800	800	2.0	12.87	1.5	9.65
CL250X850	850	2.3	15.12	2.0	13.65
CL250X900	900	2.3	15.44	2.0	14.44

- **Tray Height:** 250mm
- **Length:** 2000mm

CL250 Series

CL250 Aluminum

GI AL HDG PC S304 S316

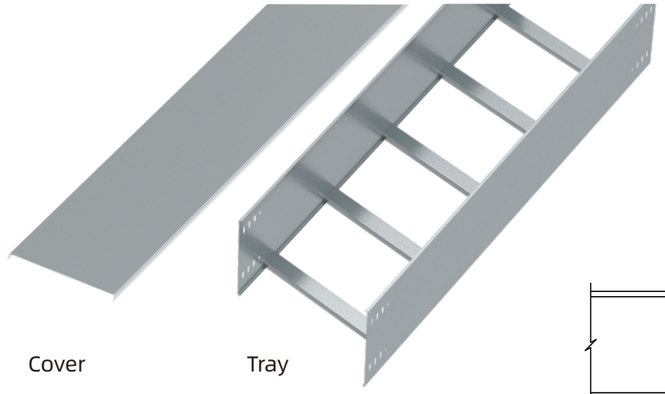

Default unit: mm

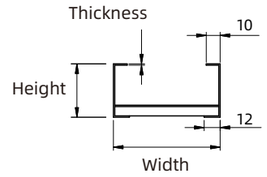

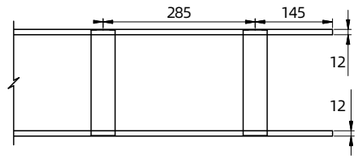

Part Number (Height 250mm)	Width (mm)	Tray Thickness (mm)	Tray Weight (kg/m)	Cover Thickness (mm)	Cover Weight (kg/m)
CL250X250	250	1.5	2.55	1.2	0.88
CL250X300	300	1.5	2.62	1.2	1.04
CL250X350	350	2.0	3.59	1.5	1.50
CL250X400	400	2.0	3.69	1.5	1.71
CL250X450	450	2.0	3.78	1.5	1.91
CL250X500	500	2.0	3.88	1.5	2.11
CL250X550	550	2.3	4.57	2.0	3.09
CL250X600	600	2.3	4.67	2.0	3.36
CL250X650	650	2.3	4.78	2.0	3.63
CL250X700	700	2.3	4.89	2.0	3.90
CL250X750	750	2.3	5.00	2.0	4.17
CL250X800	800	2.3	5.11	2.0	4.44
CL250X850	850	2.5	5.67	2.3	5.42
CL250X900	900	2.5	5.79	2.3	5.73

- **Tray Height:** 250mm
- **Length:** 2000mm

Cable Ladder

90° Horizontal Bend

GI AL HDG PC S304 S316

Default unit: mm
L=W+120+X



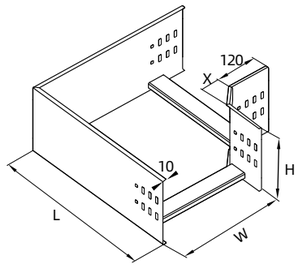

Part Number (Height 250mm)	Width (mm)	Tray Thickness (mm)		Tray Weight (kg/pc)		Cover Thickness (mm)		Cover Weight (kg/pc)	
		Steel	Aluminum	Steel	Aluminum	Steel	Aluminum	Steel	Aluminum
CL250X250-ELB90	250	1.2	1.5	3.46	1.55	1.0	1.2	1.27	0.55
CL250X300-ELB90	300	1.2	1.5	4.02	1.80	1.0	1.2	1.62	0.70
CL250X350-ELB90	350	1.5	2.0	5.77	2.76	1.2	1.5	2.41	1.08
CL250X400-ELB90	400	1.5	2.0	6.56	3.14	1.2	1.5	2.92	1.31
CL250X450-ELB90	450	1.5	2.0	7.41	3.55	1.2	1.5	3.49	1.57
CL250X500-ELB90	500	1.5	2.0	8.30	3.98	1.2	1.5	4.09	1.84
CL250X550-ELB90	550	2.0	2.3	12.33	5.09	1.5	2.0	5.93	2.84
CL250X600-ELB90	600	2.0	2.3	13.66	5.64	1.5	2.0	6.81	3.26
CL250X650-ELB90	650	2.0	2.3	15.05	6.22	1.5	2.0	7.75	3.71
CL250X700-ELB90	700	2.0	2.3	16.51	6.82	1.5	2.0	8.74	4.19
CL250X750-ELB90	750	2.0	2.3	18.04	7.45	1.5	2.0	9.80	4.69
CL250X800-ELB90	800	2.0	2.3	19.64	8.11	1.5	2.0	10.91	5.23
CL250X850-ELB90	850	2.3	2.5	24.49	9.56	2.0	2.3	16.11	6.65
CL250X900-ELB90	900	2.3	2.5	26.48	10.34	2.0	2.3	17.75	7.33

CL250 Series

Cable Ladder

Horizontal Tee

GI AL HDG PC S304 S316

Default unit: mm
L1=W+120*2+X*2
L2=W+120+X



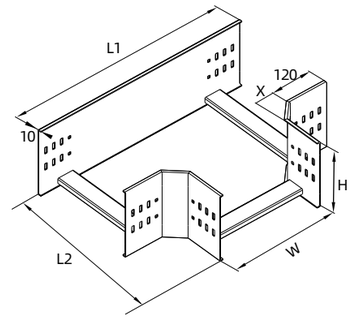

Part Number (Height 250mm)	Width (mm)	Tray Thickness (mm)		Tray Weight (kg/pc)		Cover Thickness (mm)		Cover Weight (kg/pc)	
		Steel	Aluminum	Steel	Aluminum	Steel	Aluminum	Steel	Aluminum
CL250X250-TEE	250	1.2	1.5	3.90	1.75	1.0	1.2	1.72	0.74
CL250X300-TEE	300	1.2	1.5	4.42	1.98	1.0	1.2	2.14	0.92
CL250X350-TEE	350	1.5	2.0	6.23	2.98	1.2	1.5	3.11	1.40
CL250X400-TEE	400	1.5	2.0	6.99	3.35	1.2	1.5	3.70	1.66
CL250X450-TEE	450	1.5	2.0	7.79	3.73	1.2	1.5	4.34	1.95
CL250X500-TEE	500	1.5	2.0	8.65	4.14	1.2	1.5	5.03	2.26
CL250X550-TEE	550	2.0	2.3	12.74	5.26	1.5	2.0	7.21	3.45
CL250X600-TEE	600	2.0	2.3	14.01	5.79	1.5	2.0	8.18	3.92
CL250X650-TEE	650	2.0	2.3	15.35	6.34	1.5	2.0	9.22	4.42
CL250X700-TEE	700	2.0	2.3	16.76	6.92	1.5	2.0	10.31	4.94
CL250X750-TEE	750	2.0	2.3	18.24	7.53	1.5	2.0	11.47	5.49
CL250X800-TEE	800	2.0	2.3	19.78	8.17	1.5	2.0	12.68	6.07
CL250X850-TEE	850	2.3	2.5	24.59	9.60	2.0	2.3	18.60	7.69
CL250X900-TEE	900	2.3	2.5	26.52	10.36	2.0	2.3	20.38	8.42

Horizontal Cross

GI AL HDG PC S304 S316

Default unit: mm



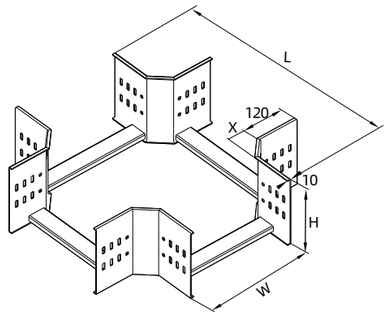

Part Number (Height 250mm)	Width (mm)	Tray Thickness (mm)		Tray Weight (kg/pc)		Cover Thickness (mm)		Cover Weight (kg/pc)	
		Steel	Aluminum	Steel	Aluminum	Steel	Aluminum	Steel	Aluminum
CL250X250-CRS	250	1.2	1.5	4.25	1.91	1.0	1.2	2.28	0.98
CL250X300-CRS	300	1.2	1.5	4.74	2.13	1.0	1.2	2.76	1.19
CL250X350-CRS	350	1.5	2.0	6.59	3.16	1.2	1.5	3.94	1.77
CL250X400-CRS	400	1.5	2.0	7.31	3.50	1.2	1.5	4.62	2.07
CL250X450-CRS	450	1.5	2.0	8.07	3.87	1.2	1.5	5.34	2.40
CL250X500-CRS	500	1.5	2.0	8.89	4.26	1.2	1.5	6.10	2.74
CL250X550-CRS	550	2.0	2.3	13.00	5.37	1.5	2.0	8.65	4.14
CL250X600-CRS	600	2.0	2.3	14.23	5.88	1.5	2.0	9.73	4.66
CL250X650-CRS	650	2.0	2.3	15.51	6.41	1.5	2.0	10.86	5.20
CL250X700-CRS	700	2.0	2.3	16.87	6.97	1.5	2.0	12.06	5.78
CL250X750-CRS	750	2.0	2.3	18.29	7.56	1.5	2.0	13.31	6.38
CL250X800-CRS	800	2.0	2.3	19.78	8.17	1.5	2.0	14.62	7.00
CL250X850-CRS	850	2.3	2.5	24.53	9.58	2.0	2.3	21.33	8.81
CL250X900-CRS	900	2.3	2.5	26.40	10.31	2.0	2.3	23.24	9.60

CL250 Series

Cable Ladder

Rise Bend (Outer Bend)

GI AL HDG PC S304 S316

Default unit: mm



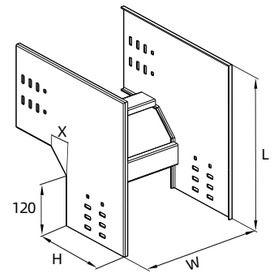

Part Number (Height 250mm)	Width (mm)	Tray Thickness (mm)		Tray Weight (kg/pc)		Cover Thickness (mm)		Cover Weight (kg/pc)	
		Steel	Aluminum	Steel	Aluminum	Steel	Aluminum	Steel	Aluminum
CL250X250-ERS	250	1.2	1.5	3.46	1.55	1.0	1.2	1.27	0.55
CL250X300-ERS	300	1.2	1.5	4.02	1.80	1.0	1.2	1.62	0.70
CL250X350-ERS	350	1.5	2.0	5.77	2.76	1.2	1.5	2.41	1.08
CL250X400-ERS	400	1.5	2.0	6.56	3.14	1.2	1.5	2.92	1.31
CL250X450-ERS	450	1.5	2.0	7.41	3.55	1.2	1.5	3.49	1.57
CL250X500-ERS	500	1.5	2.0	8.30	3.98	1.2	1.5	4.09	1.84
CL250X550-ERS	550	2.0	2.3	12.33	5.09	1.5	2.0	5.93	2.84
CL250X600-ERS	600	2.0	2.3	13.66	5.64	1.5	2.0	6.81	3.26
CL250X650-ERS	650	2.0	2.3	15.05	6.22	1.5	2.0	7.75	3.71
CL250X700-ERS	700	2.0	2.3	16.51	6.82	1.5	2.0	8.74	4.19
CL250X750-ERS	750	2.0	2.3	18.04	7.45	1.5	2.0	9.80	4.69
CL250X800-ERS	800	2.0	2.3	19.64	8.11	1.5	2.0	10.91	5.23
CL250X850-ERS	850	2.3	2.5	24.49	9.56	2.0	2.3	16.11	6.65
CL250X900-ERS	900	2.3	2.5	26.48	10.34	2.0	2.3	17.75	7.33

Drop Bend (Inner Bend)

GI AL HDG PC S304 S316

Default unit: mm



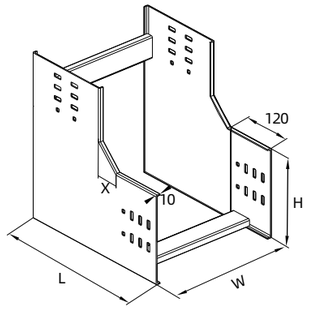

Part Number (Height 250mm)	Width (mm)	Tray Thickness (mm)		Tray Weight (kg/pc)		Cover Thickness (mm)		Cover Weight (kg/pc)	
		Steel	Aluminum	Steel	Aluminum	Steel	Aluminum	Steel	Aluminum
CL250X250-IRS	250	1.2	1.5	3.46	1.55	1.0	1.2	1.27	0.55
CL250X300-IRS	300	1.2	1.5	4.02	1.80	1.0	1.2	1.62	0.70
CL250X350-IRS	350	1.5	2.0	5.77	2.76	1.2	1.5	2.41	1.08
CL250X400-IRS	400	1.5	2.0	6.56	3.14	1.2	1.5	2.92	1.31
CL250X450-IRS	450	1.5	2.0	7.41	3.55	1.2	1.5	3.49	1.57
CL250X500-IRS	500	1.5	2.0	8.30	3.98	1.2	1.5	4.09	1.84
CL250X550-IRS	550	2.0	2.3	12.33	5.09	1.5	2.0	5.93	2.84
CL250X600-IRS	600	2.0	2.3	13.66	5.64	1.5	2.0	6.81	3.26
CL250X650-IRS	650	2.0	2.3	15.05	6.22	1.5	2.0	7.75	3.71
CL250X700-IRS	700	2.0	2.3	16.51	6.82	1.5	2.0	8.74	4.19
CL250X750-IRS	750	2.0	2.3	18.04	7.45	1.5	2.0	9.80	4.69
CL250X800-IRS	800	2.0	2.3	19.64	8.11	1.5	2.0	10.91	5.23
CL250X850-IRS	850	2.3	2.5	24.49	9.56	2.0	2.3	16.11	6.65
CL250X900-IRS	900	2.3	2.5	26.48	10.34	2.0	2.3	17.75	7.33

CL250 Series

Cable Ladder

Reducer

GI AL HDG PC S304 S316

Default unit: mm

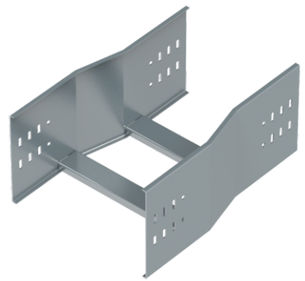

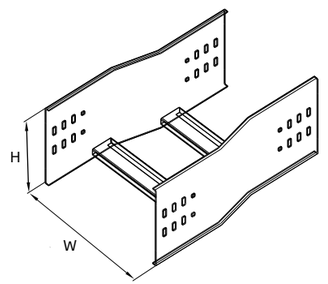

Part Number (Height 250mm)	Width (mm)	Tray Thickness (mm)		Tray Weight (kg/pc)		Cover Thickness (mm)		Cover Weight (kg/pc)	
		Steel	Aluminum	Steel	Aluminum	Steel	Aluminum	Steel	Aluminum
CL250X250-RDC	250	1.2	1.5	2.37	1.07	1.0	1.2	0.91	0.39
CL250X300-RDC	300	1.2	1.5	2.69	1.21	1.0	1.2	1.22	0.53
CL250X350-RDC	350	1.5	2.0	3.81	1.82	1.2	1.5	1.89	0.85
CL250X400-RDC	400	1.5	2.0	4.30	2.06	1.2	1.5	2.36	1.06
CL250X450-RDC	450	1.5	2.0	4.85	2.32	1.2	1.5	2.87	1.29
CL250X500-RDC	500	1.5	2.0	5.44	2.61	1.2	1.5	3.43	1.54
CL250X550-RDC	550	2.0	2.3	8.12	3.35	1.5	2.0	5.05	2.42
CL250X600-RDC	600	2.0	2.3	9.05	3.74	1.5	2.0	5.86	2.81
CL250X650-RDC	650	2.0	2.3	10.04	4.15	1.5	2.0	6.74	3.23
CL250X700-RDC	700	2.0	2.3	11.10	4.59	1.5	2.0	7.68	3.68
CL250X750-RDC	750	2.0	2.3	12.23	5.05	1.5	2.0	8.67	4.15
CL250X800-RDC	800	2.0	2.3	13.43	5.55	1.5	2.0	9.73	4.66
CL250X850-RDC	850	2.3	2.5	16.89	6.59	2.0	2.3	14.45	5.97
CL250X900-RDC	900	2.3	2.5	18.42	7.19	2.0	2.3	16.01	6.62

End Cap

GI AL HDG PC S304 S316

Part Number	Width (mm)	Height (mm)
CTPJ-TTR	50、75、100、150、200、250、300、350、400、450、500、550、600、650、700、750、800、850、900、950、1000	50、75、100、150、200、250

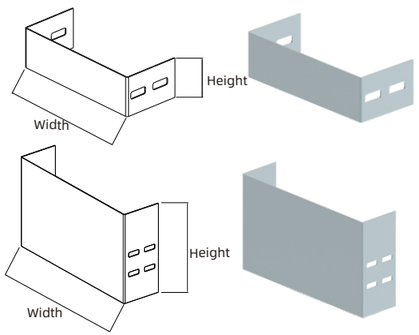

Note: Height 50mm-100mm is for one row of holes
Height 150mm-250mm is for two rows of holes



Height:50mm-100mm



Height:150mm-250mm

Straight Connector

GI AL HDG PC S304 S316

Part Number	Width (mm)	Height (mm)
CTPJ-ZL-50	200	50
CTPJ-ZL-75		75
CTPJ-ZL-100		100
CTPJ-ZL-150		150
CTPJ-ZL-200		200
CTPJ-ZL-250		250

Note: Height 50mm-100mm is for one row of holes
Height 150mm-250mm is for two rows of holes

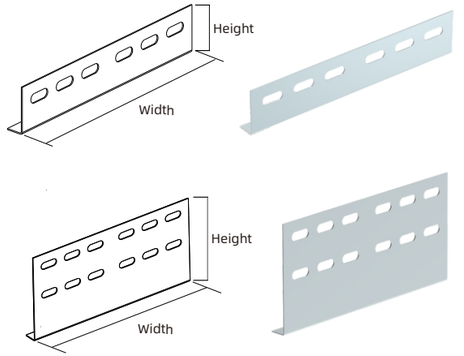



Height:50mm-100mm



Height:150mm-250mm

Cover Clip

GI AL HDG PC S304 S316

Part Number
CTPJ-CLP

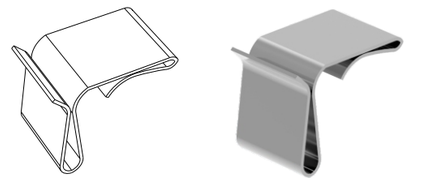



Seven-Figure Clip

GI AL HDG PC S304 S316

Part Number	Height (mm)
CTPJ-SCLP-50	50
CTPJ-SCLP-75	75
CTPJ-SCLP-100	100
CTPJ-SCLP-150	150
CTPJ-SCLP-200	200

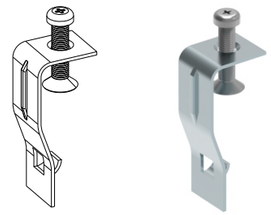



Wall Bracket

GI AL HDG PC S304 S316

Part Number	Applicable Cable Tray Width (mm)
CTPJ-CRP-100	100
CTPJ-CRP-150	150
CTPJ-CRP-200	200
CTPJ-CRP-250	250
CTPJ-CRP-300	300
CTPJ-CRP-350	350
CTPJ-CRP-400	400
CTPJ-CRP-450	450
CTPJ-CRP-500	500
CTPJ-CRP-550	550
CTPJ-CRP-600	600
CTPJ-CRP-650	650
CTPJ-CRP-700	700
CTPJ-CRP-750	750
CTPJ-CRP-800	800
CTPJ-CRP-850	850
CTPJ-CRP-900	900
CTPJ-CRP-950	950
CTPJ-CRP-1000	1000

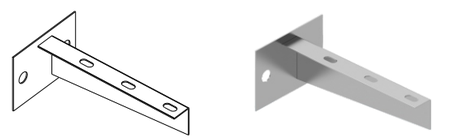



Ceiling Bracket

GI AL HDG PC S304 S316

Part Number	Applicable Cable Tray Width (mm)
CTPJ-BAR-100	100
CTPJ-BAR-150	150
CTPJ-BAR-200	200
CTPJ-BAR-250	250
CTPJ-BAR-300	300
CTPJ-BAR-350	350
CTPJ-BAR-400	400

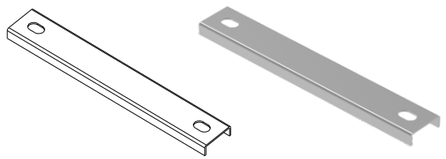

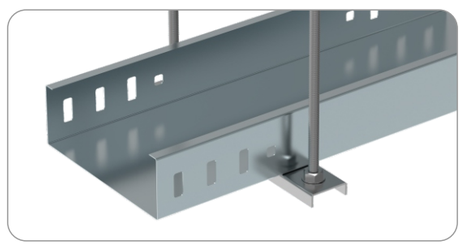

Hanging Frame

GI AL HDG PC S304 S316

Part Number	Width (mm)	Height (mm)
CTPJ-DK25x50	25	50
CTPJ-DK50x50	50	50
CTPJ-DK50x75	75	50
CTPJ-DK50x100	100	50
CTPJ-DK100x100	100	100

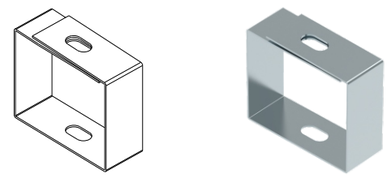



Floor Stand

GI AL HDG PC S304 S316

Part Number	Applicable Cable Tray Width (mm)
CTPJ-EFS50	50
CTPJ-EFS100	100
CTPJ-EFS150	150
CTPJ-EFS200	200
CTPJ-EFS250	250
CTPJ-EFS300	300
CTPJ-EFS400	400

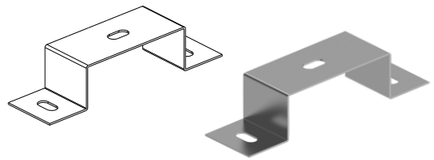



General Accessories

Divider

GI AL HDG PC S304 S316

Part Number	Length (mm)	Height (mm)
CTPJ-DVR-50	3000	35
CTPJ-DVR-75		60
CTPJ-DVR-100		85
CTPJ-DVR-150		135
CTPJ-DVR-200		185

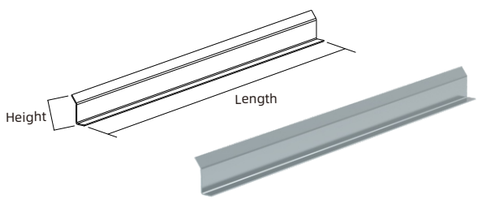



Cable Ladder



PERFORATED CABLE TRAY

04



Officially certified
as the first UL Witnessed Test Laboratory in China

Multiple products are UL certified,
with our certified product portfolio continuously expanding.

For detailed certification information, please refer to the options below.
https://productiq.ulprospector.com/en/search?term=VICHNET

UL Solutions

Standards Compliance & Technical Overview

Our cable tray and ladder systems are designed and manufactured in accordance with GB/T 21762-2008 Cable Management - Cable Tray Systems and Cable Ladder Systems. This standard is developed with reference to international practices such as IEC 61537:2006, ensuring reliable performance in terms of mechanical strength, electrical continuity, and corrosion resistance.
Note: All technical test reports are issued based on GB/T 21762-2008.

01 Mechanical Performance

① Safe Working Load (SWL)
Mechanical strength is a critical parameter for cable support systems and is evaluated based on the Safe Working Load (SWL).
Under rated load conditions:
●Longitudinal deflection < 1/100 of the span
●Transverse deflection < 1/20 of the tray width
These limits ensure structural stability and safe operation during service.
②Impact Resistance
Impact resistance is tested in accordance with GB/T 2423.55–2006 (reference: IEC60068-2-75:2014), using a pendulum hammer method.
This ensures the system maintains integrity under accidental impacts.

Impact Energy (J)	Equivalent Mass (kg)	Drop Height (mm)
2J	0.5kg	400±4mm
5J	1.7kg	295±3mm
10J	5.0kg	200±2mm
20J	5.0kg	400±4mm
50J	10kg	500±5mm

Impact Resistance Test (Reference Table)

02 Electrical Continuity

Electrical continuity is essential for safe grounding and equipotential bonding.
According to GB/T 21762-2008:
●With joints: ≤ 50 mΩ/m
●Without joints: ≤ 5 mΩ/m
These requirements guarantee stable electrical performance across the system.

03 Corrosion Resistance

All system components must provide adequate corrosion protection. Compliance is verified through one or more of the following methods:
●Declaration (manufacturer's statement of conformity)
●Measurement (coating thickness verification)
●Testing (Neutral Salt Spray Test - NSS)

Material-specific requirements
●Non-metallic components→ Naturally corrosion-resistant; no additional testing required
●Galvanized or stainless steel components→ Compliance can be demonstrated by:
■Declared corrosion class (e.g., Class 1-8, 9A-9D) ■Coating thickness measurement
●Other metallic coatings or non-classified galvanized steel→ Must pass NSS testing for specified duration.
●Aluminum alloys, other metals, and organic coatings→ Requirements are under ongoing standard development.

Test Method References
●Coating thickness measurement: GB/T 4956-2025 (reference: ISO 2178:2016)
●Neutral Salt Spray Test (NSS): accelerated corrosion testing method. After NSS testing (reference: ISO 9227). Corrosion level shall not exceed Grade 4 according to GB/T 6461-2002 (reference: ISO 10289:1999)
Corrosion performance is validated through a combination of coating thickness control and accelerated salt spray testing, ensuring long-term durability in harsh environments.

Corrosion Class	0	1	2	3	4	5	6	7	8
Test Duration (hours)	/	24	96	155	195	450	550	700	850

Salt Spray Test Duration (Reference Table)

Load & Fill Chart

Part Number	Height (mm)	Width (mm)	Length (mm)	Recommended Tray Thickness (mm)	Span length (m)	Load (kg/m)
PCT50X300	50	300	2000	1.2	1.5	195
PCT75X300	75	300	2000	1.2	1.5	325
PCT100X300	100	300	2000	1.2	1.5	365
PCT150X300	150	300	2000	1.2	1.5	375
PCT200X300	200	300	2000	1.2	1.5	465
PCT250X300	250	300	2000	1.2	1.5	465

All data listed in this table are field-measured data.



Perforated Cable Tray Contents

Perforated Cable Tray

PCT50 Series	PCT50
Horizontal 90° Bend	PCT-ELB90
Horizontal Tee	PCT-TEE
Horizontal Cross	PCT-CRS
Outside Riser	PCT-ERS
Inside Riser	PCT-IRS
Vertical Tee (Up)	PCT-VERTICALTEE
Vertical Tee (Down)	PCT-LVETE
Reducer	PCT-RDC

PCT75 Series	PCT75
Horizontal 90° Bend	PCT-ELB90
Horizontal Tee	PCT-TEE
Horizontal Cross	PCT-CRS
Outside Riser	PCT-ERS
Inside Riser	PCT-IRS
Vertical Tee (Up)	PCT-VERTICALTEE
Vertical Tee (Down)	PCT-LVETE
Reducer	PCT-RDC

PCT100 Series	PCT100
Horizontal 90° Bend	PCT-ELB90
Horizontal Tee	PCT-TEE
Horizontal Cross	PCT-CRS
Outside Riser	PCT-ERS
Inside Riser	PCT-IRS
Vertical Tee (Up)	PCT-VERTICALTEE
Vertical Tee (Down)	PCT-LVETE
Reducer	PCT-RDC

PCT150 Series	PCT150
Horizontal 90° Bend	PCT-ELB90
Horizontal Tee	PCT-TEE
Horizontal Cross	PCT-CRS
Outside Riser	PCT-ERS
Inside Riser	PCT-IRS
Vertical Tee (Up)	PCT-VERTICALTEE
Vertical Tee (Down)	PCT-LVETE
Reducer	PCT-RDC

PCT200 Series	PCT200
Horizontal 90° Bend	PCT-ELB90
Horizontal Tee	PCT-TEE
Horizontal Cross	PCT-CRS
Outside Riser	PCT-ERS
Inside Riser	PCT-IRS
Vertical Tee (Up)	PCT-VERTICALTEE
Vertical Tee (Down)	PCT-LVETE
Reducer	PCT-RDC

PCT250 Series	PCT250
Horizontal 90° Bend	PCT-ELB90
Horizontal Tee	PCT-TEE
Horizontal Cross	PCT-CRS
Outside Riser	PCT-ERS
Inside Riser	PCT-IRS
Vertical Tee (Up)	PCT-VERTICALTEE
Vertical Tee (Down)	PCT-LVETE
Reducer	PCT-RDC

Accessories

End Cap	CTPJ-TTR
Straight Connector	CTPJ-ZL
Cover Clip	CTPJ-CLP
Seven-Figure Clip	CTPJ-SCLP
Wall Bracket	CTPJ-CRP
Ceiling Bracket	CTPJ-BAR
Hanging Frame	CTPJ-DK
Floor Stand	CTPJ-EFS
Divider	CTPJ-DVR

Perforated Cable Tray

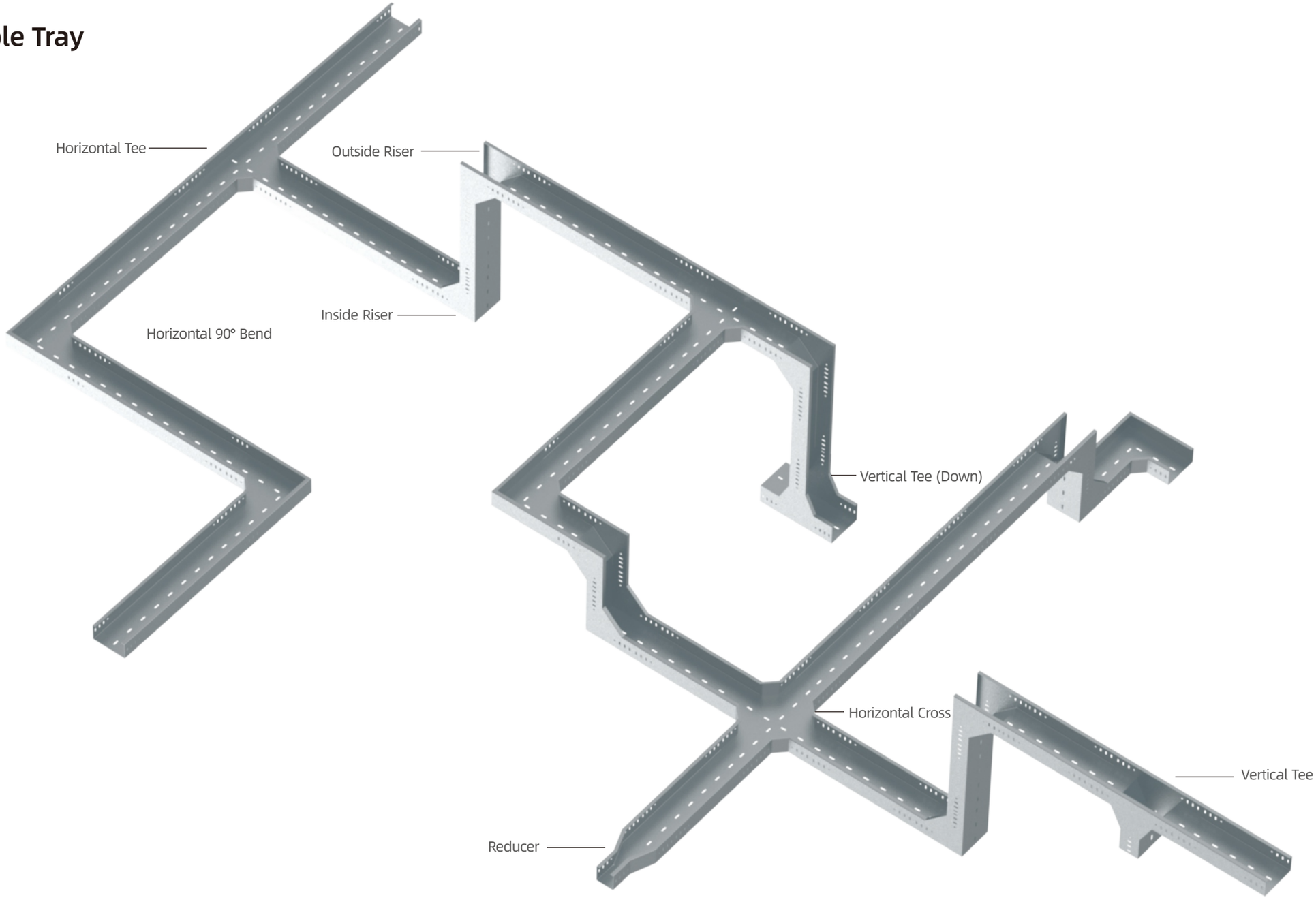

The punching pattern shown in the drawing is for reference only.
Please refer to the actual product for details.

PCT50 Series

PCT50 Steel

GI AL HDG PC S304 S316

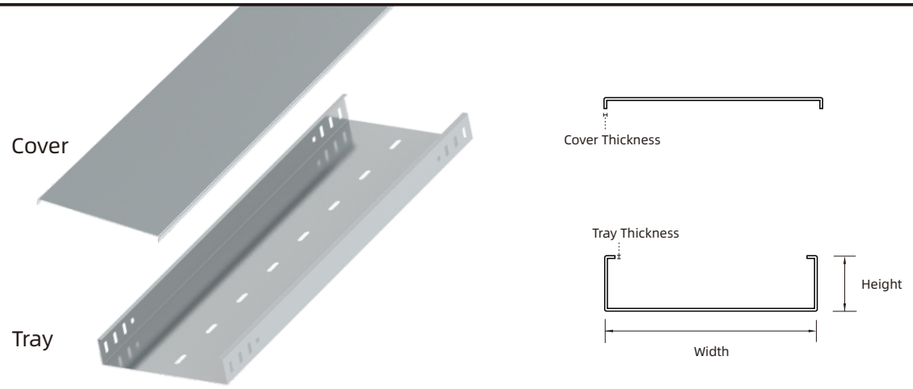

Note: Perforation patterns depicted are indicative only and subject to customization. Final order drawings shall prevail.

Part Number (Height 50mm)	Width (mm)	Tray Thickness (mm)	Tray Weight (kg/m)	Cover Thickness (mm)	Cover Weight (kg/m)
PCT50X50	50	1.0	1.33	0.8	0.44
PCT50X75	75	1.0	1.53	0.8	0.59
PCT50X100	100	1.0	1.72	0.8	0.75
PCT50X150	150	1.0	2.12	0.8	1.06
PCT50X200	200	1.2	3.01	1.0	1.72
PCT50X250	250	1.2	3.48	1.0	2.12
PCT50X300	300	1.2	3.95	1.0	2.51
PCT50X350	350	1.5	5.53	1.2	3.48
PCT50X400	400	1.5	6.12	1.2	3.95
PCT50X450	450	1.5	6.71	1.2	4.42
PCT50X500	500	1.5	7.30	1.2	4.89
PCT50X550	550	2.0	10.51	1.5	6.71
PCT50X600	600	2.0	11.30	1.5	7.30
PCT50X650	650	2.0	12.08	1.5	7.88
PCT50X700	700	2.0	12.87	1.5	8.47
PCT50X750	750	2.0	13.65	1.5	9.06
PCT50X800	800	2.0	14.44	1.5	9.65
PCT50X850	850	2.3	17.51	2.0	13.65
PCT50X900	900	2.3	18.41	2.0	14.44
PCT50X950	950	2.3	19.31	2.0	15.22
PCT50X1000	1000	2.3	20.22	2.0	16.01

◆ **Tray Height:** 50mm
◆ **Length:** 2000mm

PCT50 Series

PCT50 Aluminum

GI AL HDG PC S304 S316

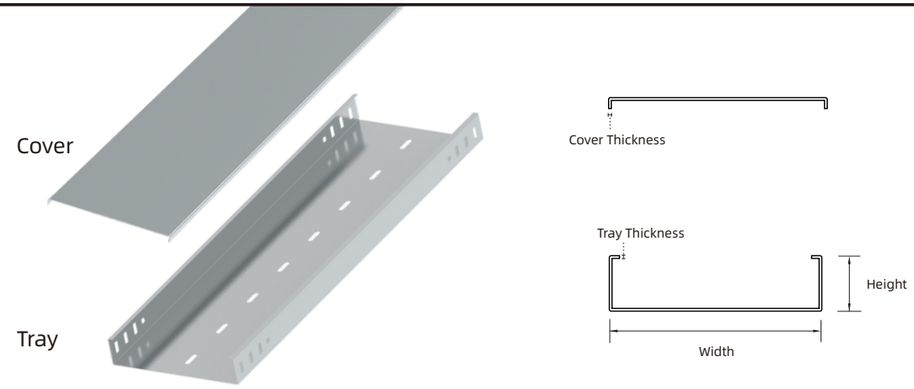

Note: Perforation patterns depicted are indicative only and subject to customization. Final order drawings shall prevail.

Part Number (Height 50mm)	Width (mm)	Tray Thickness (mm)	Tray Weight (kg/m)	Cover Thickness (mm)	Cover Weight (kg/m)
PCT50X50	50	1.2	0.55	1.0	0.19
PCT50X75	75	1.2	0.63	1.0	0.25
PCT50X100	100	1.2	0.71	1.0	0.32
PCT50X150	150	1.2	0.87	1.0	0.46
PCT50X200	200	1.5	1.30	1.2	0.71
PCT50X250	250	1.5	1.50	1.2	0.87
PCT50X300	300	1.5	1.70	1.2	1.04
PCT50X350	350	2.0	2.54	1.5	1.50
PCT50X400	400	2.0	2.81	1.5	1.70
PCT50X450	450	2.0	3.08	1.5	1.91
PCT50X500	500	2.0	3.36	1.5	2.11
PCT50X550	550	2.3	4.17	2.0	3.08
PCT50X600	600	2.3	4.48	2.0	3.36
PCT50X650	650	2.3	4.79	2.0	3.63
PCT50X700	700	2.3	5.11	2.0	3.90
PCT50X750	750	2.3	5.42	2.0	4.17
PCT50X800	800	2.3	5.73	2.0	4.44
PCT50X850	850	2.5	6.57	2.3	5.42
PCT50X900	900	2.5	6.91	2.3	5.73
PCT50X950	950	2.5	7.24	2.3	6.04
PCT50X1000	1000	2.5	7.58	2.3	6.35

◆ **Tray Height:** 50mm
◆ **Length:** 2000mm

Perforated Cable Tray

Horizontal 90° Bend

GI AL HDG PC S304 S316



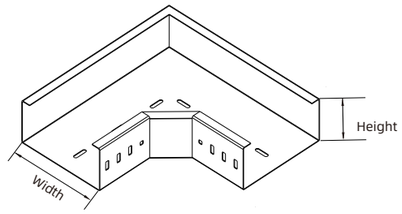

Note: Perforation patterns depicted are indicative only and subject to customization. Final order drawings shall prevail.

Part Number (Height 50mm)	Width (mm)	Tray Thickness (mm)		Tray Weight (kg/pc)		Cover Thickness (mm)		Cover Weight (kg/pc)	
		Steel	Aluminum	Steel	Aluminum	Steel	Aluminum	Steel	Aluminum
PCT50X50-ELB90	50	1.0	1.2	0.53	0.23	0.8	1.0	0.21	0.10
PCT50X75-ELB90	75	1.0	1.2	0.64	0.28	0.8	1.0	0.29	0.13
PCT50X100-ELB90	100	1.0	1.2	0.77	0.33	0.8	1.0	0.37	0.16
PCT50X150-ELB90	150	1.0	1.2	1.04	0.45	0.8	1.0	0.55	0.25
PCT50X200-ELB90	200	1.2	1.5	1.62	0.73	1.0	1.2	0.96	0.41
PCT50X250-ELB90	250	1.2	1.5	2.03	0.91	1.0	1.2	1.27	0.55
PCT50X300-ELB90	300	1.2	1.5	2.50	1.12	1.0	1.2	1.62	0.70
PCT50X350-ELB90	350	1.5	2.0	3.77	1.80	1.2	1.5	2.41	1.08
PCT50X400-ELB90	400	1.5	2.0	4.47	2.14	1.2	1.5	2.92	1.31
PCT50X450-ELB90	450	1.5	2.0	5.23	2.50	1.2	1.5	3.49	1.57
PCT50X500-ELB90	500	1.5	2.0	6.05	2.90	1.2	1.5	4.09	1.84
PCT50X550-ELB90	550	2.0	2.3	9.23	3.81	1.5	2.0	5.93	2.84
PCT50X600-ELB90	600	2.0	2.3	10.48	4.33	1.5	2.0	6.81	3.26
PCT50X650-ELB90	650	2.0	2.3	11.81	4.88	1.5	2.0	7.75	3.71
PCT50X700-ELB90	700	2.0	2.3	13.21	5.46	1.5	2.0	8.74	4.19
PCT50X750-ELB90	750	2.0	2.3	14.70	6.07	1.5	2.0	9.80	4.69
PCT50X800-ELB90	800	2.0	2.3	16.26	6.72	1.5	2.0	10.91	5.23
PCT50X850-ELB90	850	2.3	2.5	20.58	8.04	2.0	2.3	16.11	6.65
PCT50X900-ELB90	900	2.3	2.5	22.56	8.81	2.0	2.3	17.75	7.33
PCT50X950-ELB90	950	2.3	2.5	24.63	9.62	2.0	2.3	19.47	8.04
PCT50X1000-ELB90	1000	2.3	2.5	26.78	10.46	2.0	2.3	21.27	8.79

PCT50 Series

Perforated Cable Tray

Horizontal Tee

GI AL HDG PC S304 S316

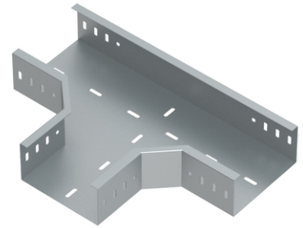

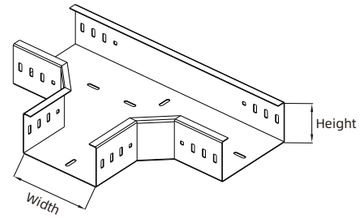

Note: Perforation patterns depicted are indicative only and subject to customization. Final order drawings shall prevail.

Part Number (Height 50mm)	Width (mm)	Tray Thickness (mm)		Tray Weight (kg/pc)		Cover Thickness (mm)		Cover Weight (kg/pc)	
		Steel	Aluminum	Steel	Aluminum	Steel	Aluminum	Steel	Aluminum
PCT50X50-TEE	50	1.0	1.2	0.79	0.34	0.8	1.0	0.36	0.16
PCT50X75-TEE	75	1.0	1.2	0.92	0.40	0.8	1.0	0.46	0.21
PCT50X100-TEE	100	1.0	1.2	1.07	0.46	0.8	1.0	0.57	0.25
PCT50X150-TEE	150	1.0	1.2	1.39	0.60	0.8	1.0	0.80	0.36
PCT50X200-TEE	200	1.2	1.5	2.09	0.94	1.0	1.2	1.34	0.58
PCT50X250-TEE	250	1.2	1.5	2.57	1.15	1.0	1.2	1.72	0.74
PCT50X300-TEE	300	1.2	1.5	3.09	1.39	1.0	1.2	2.14	0.92
PCT50X350-TEE	350	1.5	2.0	4.57	2.19	1.2	1.5	3.11	1.40
PCT50X400-TEE	400	1.5	2.0	5.35	2.56	1.2	1.5	3.70	1.66
PCT50X450-TEE	450	1.5	2.0	6.18	2.96	1.2	1.5	4.34	1.95
PCT50X500-TEE	500	1.5	2.0	7.07	3.38	1.2	1.5	5.03	2.26
PCT50X550-TEE	550	2.0	2.3	10.68	4.41	1.5	2.0	7.21	3.45
PCT50X600-TEE	600	2.0	2.3	12.03	4.97	1.5	2.0	8.18	3.92
PCT50X650-TEE	650	2.0	2.3	13.45	5.56	1.5	2.0	9.22	4.42
PCT50X700-TEE	700	2.0	2.3	14.95	6.17	1.5	2.0	10.31	4.94
PCT50X750-TEE	750	2.0	2.3	16.52	6.83	1.5	2.0	11.47	5.49
PCT50X800-TEE	800	2.0	2.3	18.18	7.51	1.5	2.0	12.68	6.07
PCT50X850-TEE	850	2.3	2.5	22.90	8.94	2.0	2.3	18.60	7.69
PCT50X900-TEE	900	2.3	2.5	24.99	9.76	2.0	2.3	20.38	8.42
PCT50X950-TEE	950	2.3	2.5	27.16	10.61	2.0	2.3	22.23	9.18
PCT50X1000-TEE	1000	2.3	2.5	29.43	11.49	2.0	2.3	24.16	9.98

Horizontal Cross

GI AL HDG PC S304 S316



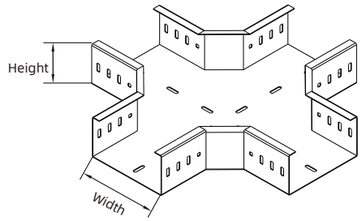

Note: Perforation patterns depicted are indicative only and subject to customization. Final order drawings shall prevail.

Part Number (Height 50mm)	Width (mm)	Tray Thickness (mm)		Tray Weight (kg/pc)		Cover Thickness (mm)		Cover Weight (kg/pc)	
		Steel	Aluminum	Steel	Aluminum	Steel	Aluminum	Steel	Aluminum
PCT50X50-CRS	50	1.0	1.2	1.12	0.48	0.8	1.0	0.59	0.27
PCT50X75-CRS	75	1.0	1.2	1.28	0.55	0.8	1.0	0.72	0.32
PCT50X100-CRS	100	1.0	1.2	1.44	0.62	0.8	1.0	0.85	0.38
PCT50X150-CRS	150	1.0	1.2	1.81	0.78	0.8	1.0	1.15	0.51
PCT50X200-CRS	200	1.2	1.5	2.66	1.19	1.0	1.2	1.84	0.79
PCT50X250-CRS	250	1.2	1.5	3.19	1.43	1.0	1.2	2.28	0.98
PCT50X300-CRS	300	1.2	1.5	3.77	1.69	1.0	1.2	2.76	1.19
PCT50X350-CRS	350	1.5	2.0	5.49	2.63	1.2	1.5	3.94	1.77
PCT50X400-CRS	400	1.5	2.0	6.33	3.03	1.2	1.5	4.62	2.07
PCT50X450-CRS	450	1.5	2.0	7.24	3.47	1.2	1.5	5.34	2.40
PCT50X500-CRS	500	1.5	2.0	8.20	3.93	1.2	1.5	6.10	2.74
PCT50X550-CRS	550	2.0	2.3	12.29	5.08	1.5	2.0	8.65	4.14
PCT50X600-CRS	600	2.0	2.3	13.72	5.67	1.5	2.0	9.73	4.66
PCT50X650-CRS	650	2.0	2.3	15.24	6.29	1.5	2.0	10.86	5.20
PCT50X700-CRS	700	2.0	2.3	16.83	6.95	1.5	2.0	12.06	5.78
PCT50X750-CRS	750	2.0	2.3	18.50	7.64	1.5	2.0	13.31	6.38
PCT50X800-CRS	800	2.0	2.3	20.25	8.37	1.5	2.0	14.62	7.00
PCT50X850-CRS	850	2.3	2.5	25.39	9.92	2.0	2.3	21.33	8.81
PCT50X900-CRS	900	2.3	2.5	27.59	10.77	2.0	2.3	23.24	9.60
PCT50X950-CRS	950	2.3	2.5	29.87	11.66	2.0	2.3	25.22	10.42
PCT50X1000-CRS	1000	2.3	2.5	32.25	12.59	2.0	2.3	27.29	11.27

PCT50 Series

Perforated Cable Tray

Outside Riser

GI AL HDG PC S304 S316



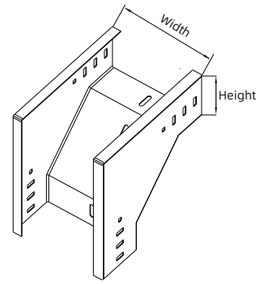

Note: Perforation patterns depicted are indicative only and subject to customization. Final order drawings shall prevail.

Part Number (Height 50mm)	Width (mm)	Tray Thickness (mm)		Tray Weight (kg/pc)		Cover Thickness (mm)		Cover Weight (kg/pc)	
		Steel	Aluminum	Steel	Aluminum	Steel	Aluminum	Steel	Aluminum
PCT50X50-ERS	50	1.0	1.2	0.53	0.23	0.8	1.0	0.21	0.10
PCT50X75-ERS	75	1.0	1.2	0.64	0.28	0.8	1.0	0.29	0.13
PCT50X100-ERS	100	1.0	1.2	0.77	0.33	0.8	1.0	0.37	0.16
PCT50X150-ERS	150	1.0	1.2	1.04	0.45	0.8	1.0	0.55	0.25
PCT50X200-ERS	200	1.2	1.5	1.62	0.73	1.0	1.2	0.96	0.41
PCT50X250-ERS	250	1.2	1.5	2.03	0.91	1.0	1.2	1.27	0.55
PCT50X300-ERS	300	1.2	1.5	2.50	1.12	1.0	1.2	1.62	0.70
PCT50X350-ERS	350	1.5	2.0	3.77	1.80	1.2	1.5	2.41	1.08
PCT50X400-ERS	400	1.5	2.0	4.47	2.14	1.2	1.5	2.92	1.31
PCT50X450-ERS	450	1.5	2.0	5.23	2.50	1.2	1.5	3.49	1.57
PCT50X500-ERS	500	1.5	2.0	6.05	2.90	1.2	1.5	4.09	1.84
PCT50X550-ERS	550	2.0	2.3	9.23	3.81	1.5	2.0	5.93	2.84
PCT50X600-ERS	600	2.0	2.3	10.48	4.33	1.5	2.0	6.81	3.26
PCT50X650-ERS	650	2.0	2.3	11.81	4.88	1.5	2.0	7.75	3.71
PCT50X700-ERS	700	2.0	2.3	13.21	5.46	1.5	2.0	8.74	4.19
PCT50X750-ERS	750	2.0	2.3	14.70	6.07	1.5	2.0	9.80	4.69
PCT50X800-ERS	800	2.0	2.3	16.26	6.72	1.5	2.0	10.91	5.23
PCT50X850-ERS	850	2.3	2.5	20.58	8.04	2.0	2.3	16.11	6.65
PCT50X900-ERS	900	2.3	2.5	22.56	8.81	2.0	2.3	17.75	7.33
PCT50X950-ERS	950	2.3	2.5	24.63	9.62	2.0	2.3	19.47	8.04
PCT50X1000-ERS	1000	2.3	2.5	26.78	10.46	2.0	2.3	21.27	8.79

Inside Riser

GI AL HDG PC S304 S316



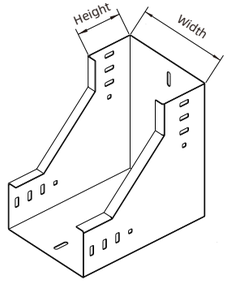

Note: Perforation patterns depicted are indicative only and subject to customization. Final order drawings shall prevail.

Part Number (Height 50mm)	Width (mm)	Tray Thickness (mm)		Tray Weight (kg/pc)		Cover Thickness (mm)		Cover Weight (kg/pc)	
		Steel	Aluminum	Steel	Aluminum	Steel	Aluminum	Steel	Aluminum
PCT50X50-IRS	50	1.0	1.2	0.53	0.23	0.8	1.0	0.21	0.10
PCT50X75-IRS	75	1.0	1.2	0.64	0.28	0.8	1.0	0.29	0.13
PCT50X100-IRS	100	1.0	1.2	0.77	0.33	0.8	1.0	0.37	0.16
PCT50X150-IRS	150	1.0	1.2	1.04	0.45	0.8	1.0	0.55	0.25
PCT50X200-IRS	200	1.2	1.5	1.62	0.73	1.0	1.2	0.96	0.41
PCT50X250-IRS	250	1.2	1.5	2.03	0.91	1.0	1.2	1.27	0.55
PCT50X300-IRS	300	1.2	1.5	2.50	1.12	1.0	1.2	1.62	0.70
PCT50X350-IRS	350	1.5	2.0	3.77	1.80	1.2	1.5	2.41	1.08
PCT50X400-IRS	400	1.5	2.0	4.47	2.14	1.2	1.5	2.92	1.31
PCT50X450-IRS	450	1.5	2.0	5.23	2.50	1.2	1.5	3.49	1.57
PCT50X500-IRS	500	1.5	2.0	6.05	2.90	1.2	1.5	4.09	1.84
PCT50X550-IRS	550	2.0	2.3	9.23	3.81	1.5	2.0	5.93	2.84
PCT50X600-IRS	600	2.0	2.3	10.48	4.33	1.5	2.0	6.81	3.26
PCT50X650-IRS	650	2.0	2.3	11.81	4.88	1.5	2.0	7.75	3.71
PCT50X700-IRS	700	2.0	2.3	13.21	5.46	1.5	2.0	8.74	4.19
PCT50X750-IRS	750	2.0	2.3	14.70	6.07	1.5	2.0	9.80	4.69
PCT50X800-IRS	800	2.0	2.3	16.26	6.72	1.5	2.0	10.91	5.23
PCT50X850-IRS	850	2.3	2.5	20.58	8.04	2.0	2.3	16.11	6.65
PCT50X900-IRS	900	2.3	2.5	22.56	8.81	2.0	2.3	17.75	7.33
PCT50X950-IRS	950	2.3	2.5	24.63	9.62	2.0	2.3	19.47	8.04
PCT50X1000-IRS	1000	2.3	2.5	26.78	10.46	2.0	2.3	21.27	8.79

PCT50 Series

Perforated Cable Tray

Vertical Tee (Up)

GI AL HDG PC S304 S316



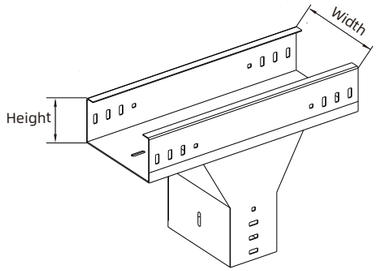

Note: Perforation patterns depicted are indicative only and subject to customization. Final order drawings shall prevail.

Part Number (Height 50mm)	Width (mm)	Tray Thickness (mm)		Tray Weight (kg/pc)		Cover Thickness (mm)		Cover Weight (kg/pc)	
		Steel	Aluminum	Steel	Aluminum	Steel	Aluminum	Steel	Aluminum
PCT50X50-VERTICALTEE	50	1.0	1.2	0.79	0.34	0.8	1.0	0.36	0.16
PCT50X75-VERTICALTEE	75	1.0	1.2	0.92	0.40	0.8	1.0	0.46	0.21
PCT50X100-VERTICALTEE	100	1.0	1.2	1.07	0.46	0.8	1.0	0.57	0.25
PCT50X150-VERTICALTEE	150	1.0	1.2	1.39	0.60	0.8	1.0	0.80	0.36
PCT50X200-VERTICALTEE	200	1.2	1.5	2.09	0.94	1.0	1.2	1.34	0.58
PCT50X250-VERTICALTEE	250	1.2	1.5	2.57	1.15	1.0	1.2	1.72	0.74
PCT50X300-VERTICALTEE	300	1.2	1.5	3.09	1.39	1.0	1.2	2.14	0.92
PCT50X350-VERTICALTEE	350	1.5	2.0	4.57	2.19	1.2	1.5	3.11	1.40
PCT50X400-VERTICALTEE	400	1.5	2.0	5.35	2.56	1.2	1.5	3.70	1.66
PCT50X450-VERTICALTEE	450	1.5	2.0	6.18	2.96	1.2	1.5	4.34	1.95
PCT50X500-VERTICALTEE	500	1.5	2.0	7.07	3.38	1.2	1.5	5.03	2.26
PCT50X550-VERTICALTEE	550	2.0	2.3	10.68	4.41	1.5	2.0	7.21	3.45
PCT50X600-VERTICALTEE	600	2.0	2.3	12.03	4.97	1.5	2.0	8.18	3.92
PCT50X650-VERTICALTEE	650	2.0	2.3	13.45	5.56	1.5	2.0	9.22	4.42
PCT50X700-VERTICALTEE	700	2.0	2.3	14.95	6.17	1.5	2.0	10.31	4.94
PCT50X750-VERTICALTEE	750	2.0	2.3	16.52	6.83	1.5	2.0	11.47	5.49
PCT50X800-VERTICALTEE	800	2.0	2.3	18.18	7.51	1.5	2.0	12.68	6.07
PCT50X850-VERTICALTEE	850	2.3	2.5	22.90	8.94	2.0	2.3	18.60	7.69
PCT50X900-VERTICALTEE	900	2.3	2.5	24.99	9.76	2.0	2.3	20.38	8.42
PCT50X950-VERTICALTEE	950	2.3	2.5	27.16	10.61	2.0	2.3	22.23	9.18
PCT50X1000-VERTICALTEE	1000	2.3	2.5	29.43	11.49	2.0	2.3	24.16	9.98

Vertical Tee (Down)

GI AL HDG PC S304 S316



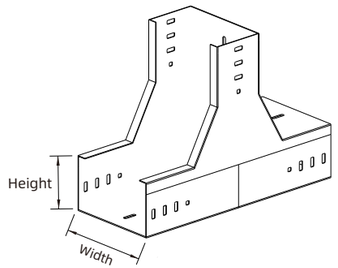

Note: Perforation patterns depicted are indicative only and subject to customization. Final order drawings shall prevail.

Part Number (Height 50mm)	Width (mm)	Tray Thickness (mm)		Tray Weight (kg/pc)		Cover Thickness (mm)		Cover Weight (kg/pc)	
		Steel	Aluminum	Steel	Aluminum	Steel	Aluminum	Steel	Aluminum
PCT50X50-LVETEE	50	1.0	1.2	0.79	0.34	0.8	1.0	0.36	0.16
PCT50X75-LVETEE	75	1.0	1.2	0.92	0.40	0.8	1.0	0.46	0.21
PCT50X100-LVETEE	100	1.0	1.2	1.07	0.46	0.8	1.0	0.57	0.25
PCT50X150-LVETEE	150	1.0	1.2	1.39	0.60	0.8	1.0	0.80	0.36
PCT50X200-LVETEE	200	1.2	1.5	2.09	0.94	1.0	1.2	1.34	0.58
PCT50X250-LVETEE	250	1.2	1.5	2.57	1.15	1.0	1.2	1.72	0.74
PCT50X300-LVETEE	300	1.2	1.5	3.09	1.39	1.0	1.2	2.14	0.92
PCT50X350-LVETEE	350	1.5	2.0	4.57	2.19	1.2	1.5	3.11	1.40
PCT50X400-LVETEE	400	1.5	2.0	5.35	2.56	1.2	1.5	3.70	1.66
PCT50X450-LVETEE	450	1.5	2.0	6.18	2.96	1.2	1.5	4.34	1.95
PCT50X500-LVETEE	500	1.5	2.0	7.07	3.38	1.2	1.5	5.03	2.26
PCT50X550-LVETEE	550	2.0	2.3	10.68	4.41	1.5	2.0	7.21	3.45
PCT50X600-LVETEE	600	2.0	2.3	12.03	4.97	1.5	2.0	8.18	3.92
PCT50X650-LVETEE	650	2.0	2.3	13.45	5.56	1.5	2.0	9.22	4.42
PCT50X700-LVETEE	700	2.0	2.3	14.95	6.17	1.5	2.0	10.31	4.94
PCT50X750-LVETEE	750	2.0	2.3	16.52	6.83	1.5	2.0	11.47	5.49
PCT50X800-LVETEE	800	2.0	2.3	18.18	7.51	1.5	2.0	12.68	6.07
PCT50X850-LVETEE	850	2.3	2.5	22.90	8.94	2.0	2.3	18.60	7.69
PCT50X900-LVETEE	900	2.3	2.5	24.99	9.76	2.0	2.3	20.38	8.42
PCT50X950-LVETEE	950	2.3	2.5	27.16	10.61	2.0	2.3	22.23	9.18
PCT50X1000-LVETEE	1000	2.3	2.5	29.43	11.49	2.0	2.3	24.16	9.98

PCT50 Series

Perforated Cable Tray

Reducer

GI AL HDG PC S304 S316



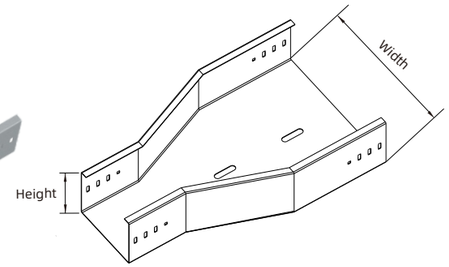

Note: Perforation patterns depicted are indicative only and subject to customization. Final order drawings shall prevail.

Part Number (Height 50mm)	Width (mm)	Tray Thickness (mm)		Tray Weight (kg/pc)		Cover Thickness (mm)		Cover Weight (kg/pc)	
		Steel	Aluminum	Steel	Aluminum	Steel	Aluminum	Steel	Aluminum
PCT50X50-RDC	50	1.0	1.2	0.37	0.16	0.8	1.0	0.07	0.03
PCT50X75-RDC	75	1.0	1.2	0.44	0.19	0.8	1.0	0.13	0.06
PCT50X100-RDC	100	1.0	1.2	0.53	0.23	0.8	1.0	0.19	0.09
PCT50X150-RDC	150	1.0	1.2	0.69	0.30	0.8	1.0	0.33	0.15
PCT50X200-RDC	200	1.2	1.5	1.11	0.50	1.0	1.2	0.64	0.28
PCT50X250-RDC	250	1.2	1.5	1.44	0.65	1.0	1.2	0.91	0.39
PCT50X300-RDC	300	1.2	1.5	1.81	0.81	1.0	1.2	1.22	0.53
PCT50X350-RDC	350	1.5	2.0	2.78	1.33	1.2	1.5	1.89	0.85
PCT50X400-RDC	400	1.5	2.0	3.37	1.61	1.2	1.5	2.36	1.06
PCT50X450-RDC	450	1.5	2.0	4.01	1.92	1.2	1.5	2.87	1.29
PCT50X500-RDC	500	1.5	2.0	4.71	2.26	1.2	1.5	3.43	1.54
PCT50X550-RDC	550	2.0	2.3	7.29	3.01	1.5	2.0	5.05	2.42
PCT50X600-RDC	600	2.0	2.3	8.38	3.46	1.5	2.0	5.86	2.81
PCT50X650-RDC	650	2.0	2.3	9.55	3.95	1.5	2.0	6.74	3.23
PCT50X700-RDC	700	2.0	2.3	10.80	4.46	1.5	2.0	7.68	3.68
PCT50X750-RDC	750	2.0	2.3	12.13	5.01	1.5	2.0	8.67	4.15
PCT50X800-RDC	800	2.0	2.3	13.53	5.59	1.5	2.0	9.73	4.66
PCT50X850-RDC	850	2.3	2.5	17.27	6.74	2.0	2.3	14.45	5.97
PCT50X900-RDC	900	2.3	2.5	19.07	7.44	2.0	2.3	16.01	6.62
PCT50X950-RDC	950	2.3	2.5	20.95	8.18	2.0	2.3	17.65	7.29
PCT50X1000-RDC	1000	2.3	2.5	22.93	8.95	2.0	2.3	19.37	8.00

PCT75 Steel

GI AL HDG PC S304 S316

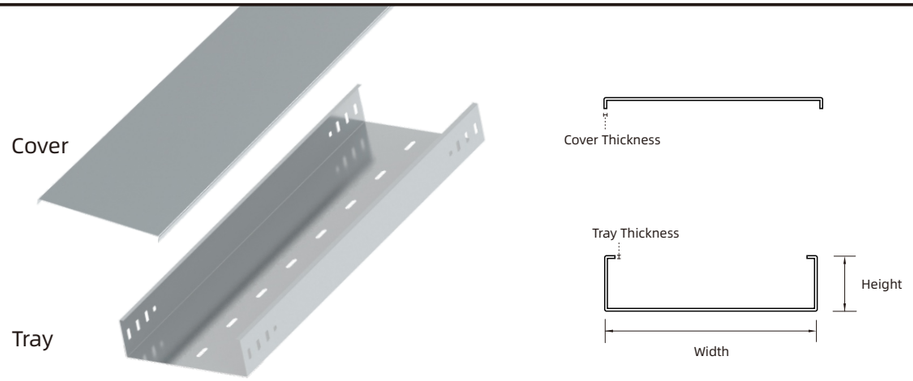

Note: Perforation patterns depicted are indicative only and subject to customization. Final order drawings shall prevail.

Part Number (Height 75mm)	Width (mm)	Tray Thickness (mm)	Tray Weight (kg/m)	Cover Thickness (mm)	Cover Weight (kg/m)
PCT75X75	75	1.0	1.92	0.8	0.59
PCT75X100	100	1.0	2.12	0.8	0.75
PCT75X150	150	1.0	2.51	0.8	1.06
PCT75X200	200	1.2	3.48	1.0	1.72
PCT75X250	250	1.2	3.95	1.0	2.12
PCT75X300	300	1.2	4.42	1.0	2.51
PCT75X350	350	1.5	6.12	1.2	3.48
PCT75X400	400	1.5	6.71	1.2	3.95
PCT75X450	450	1.5	7.30	1.2	4.42
PCT75X500	500	1.5	7.88	1.2	4.89
PCT75X550	550	2.0	11.30	1.5	6.71
PCT75X600	600	2.0	12.08	1.5	7.30
PCT75X650	650	2.0	12.87	1.5	7.88
PCT75X700	700	2.0	13.65	1.5	8.47
PCT75X750	750	2.0	14.44	1.5	9.06
PCT75X800	800	2.0	15.22	1.5	9.65
PCT75X850	850	2.3	18.41	2.0	13.65
PCT75X900	900	2.3	19.31	2.0	14.44
PCT75X950	950	2.3	20.22	2.0	15.22
PCT75X1000	1000	2.3	21.12	2.0	16.01

◆ **Tray Height:** 75mm
◆ **Length:** 2000mm

PCT75 Series

Perforated Cable Tray

PCT75 Aluminum

GI AL HDG PC S304 S316

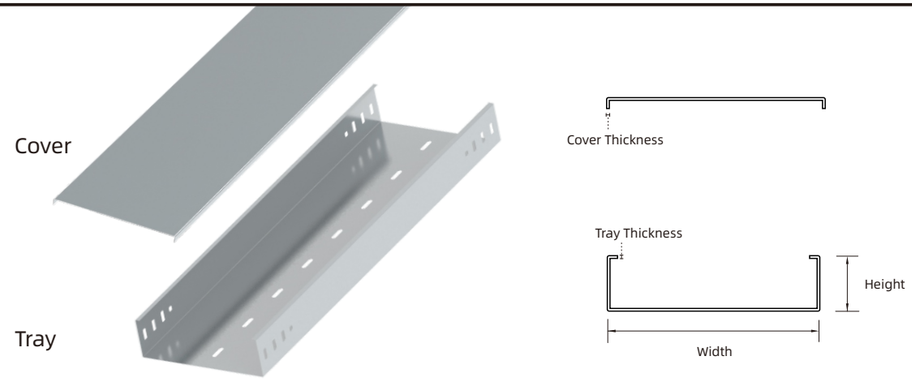

Note: Perforation patterns depicted are indicative only and subject to customization. Final order drawings shall prevail.

Part Number (Height 75mm)	Width (mm)	Tray Thickness (mm)	Tray Weight (kg/m)	Cover Thickness (mm)	Cover Weight (kg/m)
PCT75X75	75	1.2	0.79	1.0	0.26
PCT75X100	100	1.2	0.87	1.0	0.33
PCT75X150	150	1.2	1.04	1.0	0.46
PCT75X200	200	1.5	1.50	1.2	0.72
PCT75X250	250	1.5	1.70	1.2	0.88
PCT75X300	300	1.5	1.91	1.2	1.04
PCT75X350	350	2.0	2.81	1.5	1.50
PCT75X400	400	2.0	3.08	1.5	1.71
PCT75X450	450	2.0	3.36	1.5	1.91
PCT75X500	500	2.0	3.63	1.5	2.11
PCT75X550	550	2.3	4.48	2.0	3.09
PCT75X600	600	2.3	4.79	2.0	3.36
PCT75X650	650	2.3	5.11	2.0	3.63
PCT75X700	700	2.3	5.42	2.0	3.90
PCT75X750	750	2.3	5.73	2.0	4.17
PCT75X800	800	2.3	6.04	2.0	4.44
PCT75X850	850	2.5	6.91	2.3	5.42
PCT75X900	900	2.5	7.24	2.3	5.73
PCT75X950	950	2.5	7.58	2.3	6.05
PCT75X1000	1000	2.5	7.92	2.3	6.36

◆ **Tray Height:** 75mm
◆ **Length:** 2000mm

Horizontal 90° Bend

GI AL HDG PC S304 S316



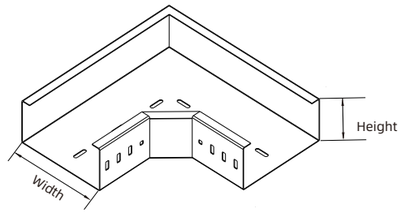

Note: Perforation patterns depicted are indicative only and subject to customization. Final order drawings shall prevail.

Part Number (Height 75mm)	Width (mm)	Tray Thickness (mm)		Tray Weight (kg/pc)		Cover Thickness (mm)		Cover Weight (kg/pc)	
		Steel	Aluminum	Steel	Aluminum	Steel	Aluminum	Steel	Aluminum
PCT75X75-CRS	75	1.0	1.2	0.79	0.34	0.8	1.0	0.29	0.13
PCT75X100-CRS	100	1.0	1.2	0.92	0.40	0.8	1.0	0.37	0.16
PCT75X150-CRS	150	1.0	1.2	1.21	0.52	0.8	1.0	0.55	0.25
PCT75X200-CRS	200	1.2	1.5	1.85	0.83	1.0	1.2	0.96	0.41
PCT75X250-CRS	250	1.2	1.5	2.29	1.03	1.0	1.2	1.27	0.55
PCT75X300-CRS	300	1.2	1.5	2.78	1.25	1.0	1.2	1.62	0.70
PCT75X350-CRS	350	1.5	2.0	4.14	1.99	1.2	1.5	2.41	1.08
PCT75X400-CRS	400	1.5	2.0	4.87	2.33	1.2	1.5	2.92	1.31
PCT75X450-CRS	450	1.5	2.0	5.66	2.71	1.2	1.5	3.49	1.57
PCT75X500-CRS	500	1.5	2.0	6.51	3.12	1.2	1.5	4.09	1.84
PCT75X550-CRS	550	2.0	2.3	9.89	4.09	1.5	2.0	5.93	2.84
PCT75X600-CRS	600	2.0	2.3	11.18	4.62	1.5	2.0	6.81	3.26
PCT75X650-CRS	650	2.0	2.3	12.54	5.18	1.5	2.0	7.75	3.71
PCT75X700-CRS	700	2.0	2.3	13.99	5.78	1.5	2.0	8.74	4.19
PCT75X750-CRS	750	2.0	2.3	15.51	6.41	1.5	2.0	9.80	4.69
PCT75X800-CRS	800	2.0	2.3	17.11	7.07	1.5	2.0	10.91	5.23
PCT75X850-CRS	850	2.3	2.5	21.61	8.44	2.0	2.3	16.11	6.65
PCT75X900-CRS	900	2.3	2.5	23.63	9.23	2.0	2.3	17.75	7.33
PCT75X950-CRS	950	2.3	2.5	25.75	10.05	2.0	2.3	19.47	8.04
PCT75X1000-CRS	1000	2.3	2.5	27.95	10.91	2.0	2.3	21.27	8.79

PCT75 Series

Perforated Cable Tray

Horizontal Tee

GI AL HDG PC S304 S316

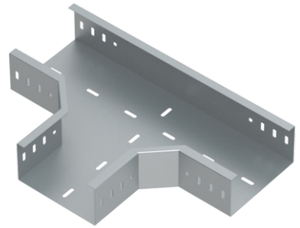

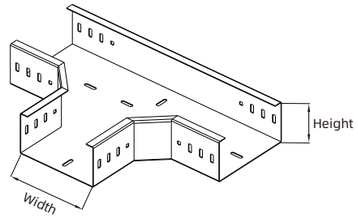

Note: Perforation patterns depicted are indicative only and subject to customization. Final order drawings shall prevail.

Part Number (Height 75mm)	Width (mm)	Tray Thickness (mm)		Tray Weight (kg/pc)		Cover Thickness (mm)		Cover Weight (kg/pc)	
		Steel	Aluminum	Steel	Aluminum	Steel	Aluminum	Steel	Aluminum
PCT75X75-ERS	75	1.0	1.2	1.10	0.47	0.8	1.0	0.46	0.21
PCT75X100-ERS	100	1.0	1.2	1.25	0.54	0.8	1.0	0.57	0.25
PCT75X150-ERS	150	1.0	1.2	1.58	0.68	0.8	1.0	0.80	0.36
PCT75X200-ERS	200	1.2	1.5	2.33	1.05	1.0	1.2	1.34	0.58
PCT75X250-ERS	250	1.2	1.5	2.82	1.27	1.0	1.2	1.72	0.74
PCT75X300-ERS	300	1.2	1.5	3.35	1.51	1.0	1.2	2.14	0.92
PCT75X350-ERS	350	1.5	2.0	4.92	2.36	1.2	1.5	3.11	1.40
PCT75X400-ERS	400	1.5	2.0	5.70	2.73	1.2	1.5	3.70	1.66
PCT75X450-ERS	450	1.5	2.0	6.55	3.14	1.2	1.5	4.34	1.95
PCT75X500-ERS	500	1.5	2.0	7.45	3.57	1.2	1.5	5.03	2.26
PCT75X550-ERS	550	2.0	2.3	11.22	4.64	1.5	2.0	7.21	3.45
PCT75X600-ERS	600	2.0	2.3	12.58	5.20	1.5	2.0	8.18	3.92
PCT75X650-ERS	650	2.0	2.3	14.02	5.79	1.5	2.0	9.22	4.42
PCT75X700-ERS	700	2.0	2.3	15.54	6.42	1.5	2.0	10.31	4.94
PCT75X750-ERS	750	2.0	2.3	17.14	7.08	1.5	2.0	11.47	5.49
PCT75X800-ERS	800	2.0	2.3	18.82	7.77	1.5	2.0	12.68	6.07
PCT75X850-ERS	850	2.3	2.5	23.66	9.24	2.0	2.3	18.60	7.69
PCT75X900-ERS	900	2.3	2.5	25.76	10.06	2.0	2.3	20.38	8.42
PCT75X950-ERS	950	2.3	2.5	27.96	10.92	2.0	2.3	22.23	9.18
PCT75X1000-ERS	1000	2.3	2.5	30.25	11.81	2.0	2.3	24.16	9.98

Horizontal Cross

GI AL HDG PC S304 S316



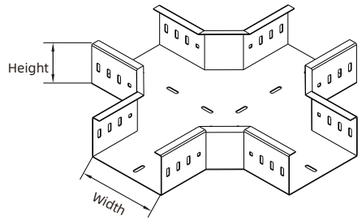

Note: Perforation patterns depicted are indicative only and subject to customization. Final order drawings shall prevail.

Part Number (Height 75mm)	Width (mm)	Tray Thickness (mm)		Tray Weight (kg/pc)		Cover Thickness (mm)		Cover Weight (kg/pc)	
		Steel	Aluminum	Steel	Aluminum	Steel	Aluminum	Steel	Aluminum
PCT75X75-CRS	75	1.0	1.2	1.47	0.63	0.8	1.0	0.72	0.32
PCT75X100-CRS	100	1.0	1.2	1.63	0.70	0.8	1.0	0.85	0.38
PCT75X150-CRS	150	1.0	1.2	2.00	0.86	0.8	1.0	1.15	0.51
PCT75X200-CRS	200	1.2	1.5	2.88	1.29	1.0	1.2	1.84	0.79
PCT75X250-CRS	250	1.2	1.5	3.41	1.53	1.0	1.2	2.28	0.98
PCT75X300-CRS	300	1.2	1.5	3.99	1.79	1.0	1.2	2.76	1.19
PCT75X350-CRS	350	1.5	2.0	5.78	2.77	1.2	1.5	3.94	1.77
PCT75X400-CRS	400	1.5	2.0	6.62	3.17	1.2	1.5	4.62	2.07
PCT75X450-CRS	450	1.5	2.0	7.52	3.60	1.2	1.5	5.34	2.40
PCT75X500-CRS	500	1.5	2.0	8.48	4.06	1.2	1.5	6.10	2.74
PCT75X550-CRS	550	2.0	2.3	12.66	5.23	1.5	2.0	8.65	4.14
PCT75X600-CRS	600	2.0	2.3	14.10	5.82	1.5	2.0	9.73	4.66
PCT75X650-CRS	650	2.0	2.3	15.61	6.45	1.5	2.0	10.86	5.20
PCT75X700-CRS	700	2.0	2.3	17.21	7.11	1.5	2.0	12.06	5.78
PCT75X750-CRS	750	2.0	2.3	18.88	7.80	1.5	2.0	13.31	6.38
PCT75X800-CRS	800	2.0	2.3	20.63	8.52	1.5	2.0	14.62	7.00
PCT75X850-CRS	850	2.3	2.5	25.83	10.09	2.0	2.3	21.33	8.81
PCT75X900-CRS	900	2.3	2.5	28.02	10.94	2.0	2.3	23.24	9.60
PCT75X950-CRS	950	2.3	2.5	30.31	11.83	2.0	2.3	25.22	10.42
PCT75X1000-CRS	1000	2.3	2.5	32.68	12.76	2.0	2.3	27.29	11.27

PCT75 Series

Perforated Cable Tray

Outside Riser

GI AL HDG PC S304 S316



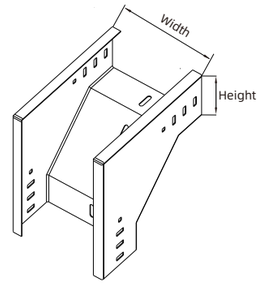

Note: Perforation patterns depicted are indicative only and subject to customization. Final order drawings shall prevail.

Part Number (Height 75mm)	Width (mm)	Tray Thickness (mm)		Tray Weight (kg/pc)		Cover Thickness (mm)		Cover Weight (kg/pc)	
		Steel	Aluminum	Steel	Aluminum	Steel	Aluminum	Steel	Aluminum
PCT75X75-ERS	75	1.0	1.2	0.79	0.34	0.8	1.0	0.29	0.13
PCT75X100-ERS	100	1.0	1.2	0.92	0.40	0.8	1.0	0.37	0.16
PCT75X150-ERS	150	1.0	1.2	1.21	0.52	0.8	1.0	0.55	0.25
PCT75X200-ERS	200	1.2	1.5	1.85	0.83	1.0	1.2	0.96	0.41
PCT75X250-ERS	250	1.2	1.5	2.29	1.03	1.0	1.2	1.27	0.55
PCT75X300-ERS	300	1.2	1.5	2.78	1.25	1.0	1.2	1.62	0.70
PCT75X350-ERS	350	1.5	2.0	4.14	1.99	1.2	1.5	2.41	1.08
PCT75X400-ERS	400	1.5	2.0	4.87	2.33	1.2	1.5	2.92	1.31
PCT75X450-ERS	450	1.5	2.0	5.66	2.71	1.2	1.5	3.49	1.57
PCT75X500-ERS	500	1.5	2.0	6.51	3.12	1.2	1.5	4.09	1.84
PCT75X550-ERS	550	2.0	2.3	9.89	4.09	1.5	2.0	5.93	2.84
PCT75X600-ERS	600	2.0	2.3	11.18	4.62	1.5	2.0	6.81	3.26
PCT75X650-ERS	650	2.0	2.3	12.54	5.18	1.5	2.0	7.75	3.71
PCT75X700-ERS	700	2.0	2.3	13.99	5.78	1.5	2.0	8.74	4.19
PCT75X750-ERS	750	2.0	2.3	15.51	6.41	1.5	2.0	9.80	4.69
PCT75X800-ERS	800	2.0	2.3	17.11	7.07	1.5	2.0	10.91	5.23
PCT75X850-ERS	850	2.3	2.5	21.61	8.44	2.0	2.3	16.11	6.65
PCT75X900-ERS	900	2.3	2.5	23.63	9.23	2.0	2.3	17.75	7.33
PCT75X950-ERS	950	2.3	2.5	25.75	10.05	2.0	2.3	19.47	8.04
PCT75X1000-ERS	1000	2.3	2.5	27.95	10.91	2.0	2.3	21.27	8.79

Inside Riser

GI AL HDG PC S304 S316



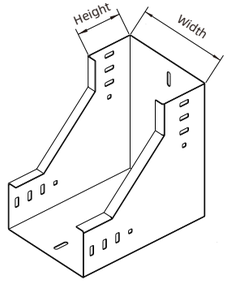

Note: Perforation patterns depicted are indicative only and subject to customization. Final order drawings shall prevail.

Part Number (Height 75mm)	Width (mm)	Tray Thickness (mm)		Tray Weight (kg/pc)		Cover Thickness (mm)		Cover Weight (kg/pc)	
		Steel	Aluminum	Steel	Aluminum	Steel	Aluminum	Steel	Aluminum
PCT75X75-IRS	75	1.0	1.2	0.79	0.34	0.8	1.0	0.29	0.13
PCT75X100-IRS	100	1.0	1.2	0.92	0.40	0.8	1.0	0.37	0.16
PCT75X150-IRS	150	1.0	1.2	1.21	0.52	0.8	1.0	0.55	0.25
PCT75X200-IRS	200	1.2	1.5	1.85	0.83	1.0	1.2	0.96	0.41
PCT75X250-IRS	250	1.2	1.5	2.29	1.03	1.0	1.2	1.27	0.55
PCT75X300-IRS	300	1.2	1.5	2.78	1.25	1.0	1.2	1.62	0.70
PCT75X350-IRS	350	1.5	2.0	4.14	1.99	1.2	1.5	2.41	1.08
PCT75X400-IRS	400	1.5	2.0	4.87	2.33	1.2	1.5	2.92	1.31
PCT75X450-IRS	450	1.5	2.0	5.66	2.71	1.2	1.5	3.49	1.57
PCT75X500-IRS	500	1.5	2.0	6.51	3.12	1.2	1.5	4.09	1.84
PCT75X550-IRS	550	2.0	2.3	9.89	4.09	1.5	2.0	5.93	2.84
PCT75X600-IRS	600	2.0	2.3	11.18	4.62	1.5	2.0	6.81	3.26
PCT75X650-IRS	650	2.0	2.3	12.54	5.18	1.5	2.0	7.75	3.71
PCT75X700-IRS	700	2.0	2.3	13.99	5.78	1.5	2.0	8.74	4.19
PCT75X750-IRS	750	2.0	2.3	15.51	6.41	1.5	2.0	9.80	4.69
PCT75X800-IRS	800	2.0	2.3	17.11	7.07	1.5	2.0	10.91	5.23
PCT75X850-IRS	850	2.3	2.5	21.61	8.44	2.0	2.3	16.11	6.65
PCT75X900-IRS	900	2.3	2.5	23.63	9.23	2.0	2.3	17.75	7.33
PCT75X950-IRS	950	2.3	2.5	25.75	10.05	2.0	2.3	19.47	8.04
PCT75X1000-IRS	1000	2.3	2.5	27.95	10.91	2.0	2.3	21.27	8.79

PCT75 Series

Perforated Cable Tray

Vertical Tee (Up)

GI AL HDG PC S304 S316



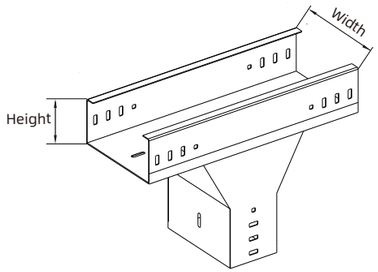

Note: Perforation patterns depicted are indicative only and subject to customization. Final order drawings shall prevail.

Part Number (Height 75mm)	Width (mm)	Tray Thickness (mm)		Tray Weight (kg/pc)		Cover Thickness (mm)		Cover Weight (kg/pc)	
		Steel	Aluminum	Steel	Aluminum	Steel	Aluminum	Steel	Aluminum
PCT75X75-VERTICALTEE	75	1.0	1.2	1.10	0.47	0.8	1.0	0.46	0.21
PCT75X100-VERTICALTEE	100	1.0	1.2	1.25	0.54	0.8	1.0	0.57	0.25
PCT75X150-VERTICALTEE	150	1.0	1.2	1.58	0.68	0.8	1.0	0.80	0.36
PCT75X200-VERTICALTEE	200	1.2	1.5	2.33	1.05	1.0	1.2	1.34	0.58
PCT75X250-VERTICALTEE	250	1.2	1.5	2.82	1.27	1.0	1.2	1.72	0.74
PCT75X300-VERTICALTEE	300	1.2	1.5	3.35	1.51	1.0	1.2	2.14	0.92
PCT75X350-VERTICALTEE	350	1.5	2.0	4.92	2.36	1.2	1.5	3.11	1.40
PCT75X400-VERTICALTEE	400	1.5	2.0	5.70	2.73	1.2	1.5	3.70	1.66
PCT75X450-VERTICALTEE	450	1.5	2.0	6.55	3.14	1.2	1.5	4.34	1.95
PCT75X500-VERTICALTEE	500	1.5	2.0	7.45	3.57	1.2	1.5	5.03	2.26
PCT75X550-VERTICALTEE	550	2.0	2.3	11.22	4.64	1.5	2.0	7.21	3.45
PCT75X600-VERTICALTEE	600	2.0	2.3	12.58	5.20	1.5	2.0	8.18	3.92
PCT75X650-VERTICALTEE	650	2.0	2.3	14.02	5.79	1.5	2.0	9.22	4.42
PCT75X700-VERTICALTEE	700	2.0	2.3	15.54	6.42	1.5	2.0	10.31	4.94
PCT75X750-VERTICALTEE	750	2.0	2.3	17.14	7.08	1.5	2.0	11.47	5.49
PCT75X800-VERTICALTEE	800	2.0	2.3	18.82	7.77	1.5	2.0	12.68	6.07
PCT75X850-VERTICALTEE	850	2.3	2.5	23.66	9.24	2.0	2.3	18.60	7.69
PCT75X900-VERTICALTEE	900	2.3	2.5	25.76	10.06	2.0	2.3	20.38	8.42
PCT75X950-VERTICALTEE	950	2.3	2.5	27.96	10.92	2.0	2.3	22.23	9.18
PCT75X1000-VERTICALTEE	1000	2.3	2.5	30.25	11.81	2.0	2.3	24.16	9.98

Vertical Tee (Down)

GI AL HDG PC S304 S316



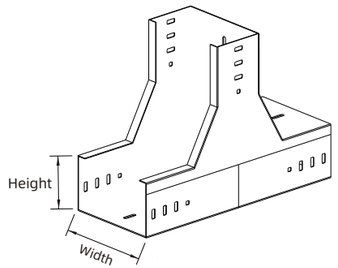

Note: Perforation patterns depicted are indicative only and subject to customization. Final order drawings shall prevail.

Part Number (Height 75mm)	Width (mm)	Tray Thickness (mm)		Tray Weight (kg/pc)		Cover Thickness (mm)		Cover Weight (kg/pc)	
		Steel	Aluminum	Steel	Aluminum	Steel	Aluminum	Steel	Aluminum
PCT75X75-LVETEE	75	1.0	1.2	1.10	0.47	0.8	1.0	0.46	0.21
PCT75X100-LVETEE	100	1.0	1.2	1.25	0.54	0.8	1.0	0.57	0.25
PCT75X150-LVETEE	150	1.0	1.2	1.58	0.68	0.8	1.0	0.80	0.36
PCT75X200-LVETEE	200	1.2	1.5	2.33	1.05	1.0	1.2	1.34	0.58
PCT75X250-LVETEE	250	1.2	1.5	2.82	1.27	1.0	1.2	1.72	0.74
PCT75X300-LVETEE	300	1.2	1.5	3.35	1.51	1.0	1.2	2.14	0.92
PCT75X350-LVETEE	350	1.5	2.0	4.92	2.36	1.2	1.5	3.11	1.40
PCT75X400-LVETEE	400	1.5	2.0	5.70	2.73	1.2	1.5	3.70	1.66
PCT75X450-LVETEE	450	1.5	2.0	6.55	3.14	1.2	1.5	4.34	1.95
PCT75X500-LVETEE	500	1.5	2.0	7.45	3.57	1.2	1.5	5.03	2.26
PCT75X550-LVETEE	550	2.0	2.3	11.22	4.64	1.5	2.0	7.21	3.45
PCT75X600-LVETEE	600	2.0	2.3	12.58	5.20	1.5	2.0	8.18	3.92
PCT75X650-LVETEE	650	2.0	2.3	14.02	5.79	1.5	2.0	9.22	4.42
PCT75X700-LVETEE	700	2.0	2.3	15.54	6.42	1.5	2.0	10.31	4.94
PCT75X750-LVETEE	750	2.0	2.3	17.14	7.08	1.5	2.0	11.47	5.49
PCT75X800-LVETEE	800	2.0	2.3	18.82	7.77	1.5	2.0	12.68	6.07
PCT75X850-LVETEE	850	2.3	2.5	23.66	9.24	2.0	2.3	18.60	7.69
PCT75X900-LVETEE	900	2.3	2.5	25.76	10.06	2.0	2.3	20.38	8.42
PCT75X950-LVETEE	950	2.3	2.5	27.96	10.92	2.0	2.3	22.23	9.18
PCT75X1000-LVETEE	1000	2.3	2.5	30.25	11.81	2.0	2.3	24.16	9.98

PCT75 Series

Perforated Cable Tray

Reducer

GI AL HDG PC S304 S316



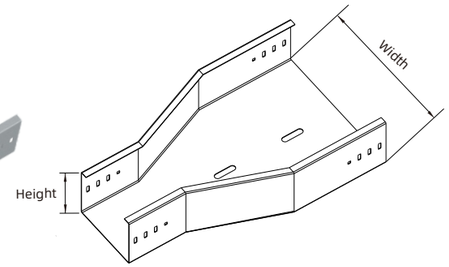

Note: Perforation patterns depicted are indicative only and subject to customization. Final order drawings shall prevail.

Part Number (Height 75mm)	Width (mm)	Tray Thickness (mm)		Tray Weight (kg/pc)		Cover Thickness (mm)		Cover Weight (kg/pc)	
		Steel	Aluminum	Steel	Aluminum	Steel	Aluminum	Steel	Aluminum
PCT75X75-RDC	75	1.0	1.2	0.59	0.25	0.8	1.0	0.13	0.06
PCT75X100-RDC	100	1.0	1.2	0.67	0.29	0.8	1.0	0.19	0.09
PCT75X150-RDC	150	1.0	1.2	0.84	0.36	0.8	1.0	0.33	0.15
PCT75X200-RDC	200	1.2	1.5	1.28	0.58	1.0	1.2	0.64	0.28
PCT75X250-RDC	250	1.2	1.5	1.61	0.72	1.0	1.2	0.91	0.39
PCT75X300-RDC	300	1.2	1.5	1.98	0.89	1.0	1.2	1.22	0.53
PCT75X350-RDC	350	1.5	2.0	3.00	1.44	1.2	1.5	1.89	0.85
PCT75X400-RDC	400	1.5	2.0	3.58	1.71	1.2	1.5	2.36	1.06
PCT75X450-RDC	450	1.5	2.0	4.22	2.02	1.2	1.5	2.87	1.29
PCT75X500-RDC	500	1.5	2.0	4.92	2.36	1.2	1.5	3.43	1.54
PCT75X550-RDC	550	2.0	2.3	7.58	3.13	1.5	2.0	5.05	2.42
PCT75X600-RDC	600	2.0	2.3	8.67	3.58	1.5	2.0	5.86	2.81
PCT75X650-RDC	650	2.0	2.3	9.84	4.06	1.5	2.0	6.74	3.23
PCT75X700-RDC	700	2.0	2.3	11.08	4.58	1.5	2.0	7.68	3.68
PCT75X750-RDC	750	2.0	2.3	12.41	5.13	1.5	2.0	8.67	4.15
PCT75X800-RDC	800	2.0	2.3	13.82	5.71	1.5	2.0	9.73	4.66
PCT75X850-RDC	850	2.3	2.5	17.59	6.87	2.0	2.3	14.45	5.97
PCT75X900-RDC	900	2.3	2.5	19.39	7.57	2.0	2.3	16.01	6.62
PCT75X950-RDC	950	2.3	2.5	21.28	8.31	2.0	2.3	17.65	7.29
PCT75X1000-RDC	1000	2.3	2.5	23.25	9.08	2.0	2.3	19.37	8.00

PCT100 Steel

GI AL HDG PC S304 S316

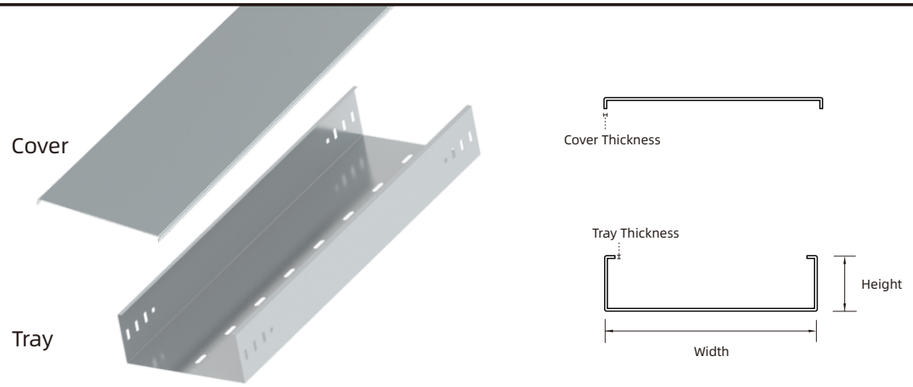

Note: Perforation patterns depicted are indicative only and subject to customization. Final order drawings shall prevail.

Part Number (Height 100mm)	Width (mm)	Tray Thickness (mm)	Tray Weight (kg/m)	Cover Thickness (mm)	Cover Weight (kg/m)
PCT100X100	100	1.0	2.51	0.8	0.75
PCT100X150	150	1.0	2.90	0.8	1.06
PCT100X200	200	1.2	3.96	1.0	1.72
PCT100X250	250	1.2	4.43	1.0	2.12
PCT100X300	300	1.2	4.90	1.0	2.51
PCT100X350	350	1.5	6.71	1.2	3.48
PCT100X400	400	1.5	7.30	1.2	3.95
PCT100X450	450	1.5	7.89	1.2	4.42
PCT100X500	500	1.5	8.48	1.2	4.89
PCT100X550	550	2.0	12.09	1.5	6.71
PCT100X600	600	2.0	12.87	1.5	7.30
PCT100X650	650	2.0	13.66	1.5	7.88
PCT100X700	700	2.0	14.44	1.5	8.47
PCT100X750	750	2.0	15.23	1.5	9.06
PCT100X800	800	2.0	16.01	1.5	9.65
PCT100X850	850	2.3	19.32	2.0	13.65
PCT100X900	900	2.3	20.22	2.0	14.44
PCT100X950	950	2.3	21.12	2.0	15.22
PCT100X1000	1000	2.3	22.03	2.0	16.01

◆ **Tray Height:** 100mm
◆ **Length:** 2000mm

PCT100 Series

Perforated Cable Tray

PCT100 Aluminum

GI AL HDG PC S304 S316

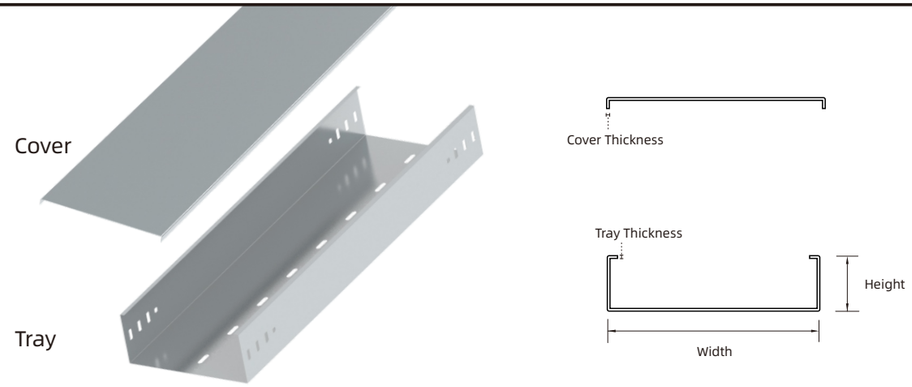

Note: Perforation patterns depicted are indicative only and subject to customization. Final order drawings shall prevail.

Part Number (Height 100mm)	Width (mm)	Tray Thickness (mm)	Tray Weight (kg/m)	Cover Thickness (mm)	Cover Weight (kg/m)
PCT100X100	100	1.2	1.04	1.0	0.33
PCT100X150	150	1.2	1.20	1.0	0.46
PCT100X200	200	1.5	1.71	1.2	0.72
PCT100X250	250	1.5	1.91	1.2	0.88
PCT100X300	300	1.5	2.11	1.2	1.04
PCT100X350	350	2.0	3.09	1.5	1.50
PCT100X400	400	2.0	3.36	1.5	1.71
PCT100X450	450	2.0	3.63	1.5	1.91
PCT100X500	500	2.0	3.90	1.5	2.11
PCT100X550	550	2.3	4.80	2.0	3.09
PCT100X600	600	2.3	5.11	2.0	3.36
PCT100X650	650	2.3	5.42	2.0	3.63
PCT100X700	700	2.3	5.73	2.0	3.90
PCT100X750	750	2.3	6.05	2.0	4.17
PCT100X800	800	2.3	6.36	2.0	4.44
PCT100X850	850	2.5	7.25	2.3	5.42
PCT100X900	900	2.5	7.59	2.3	5.73
PCT100X950	950	2.5	7.93	2.3	6.05
PCT100X1000	1000	2.5	8.27	2.3	6.36

◆ **Tray Height:** 100mm
◆ **Length:** 2000mm

Horizontal 90° Bend

GI AL HDG PC S304 S316



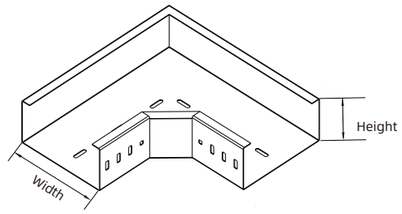

Note: Perforation patterns depicted are indicative only and subject to customization. Final order drawings shall prevail.

Part Number (Height 100mm)	Width (mm)	Tray Thickness (mm)		Tray Weight (kg/pc)		Cover Thickness (mm)		Cover Weight (kg/pc)	
		Steel	Aluminum	Steel	Aluminum	Steel	Aluminum	Steel	Aluminum
PCT100X100-ELB90	100	1.0	1.2	1.07	0.46	0.8	1.0	0.37	0.16
PCT100X150-ELB90	150	1.0	1.2	1.38	0.60	0.8	1.0	0.55	0.25
PCT100X200-ELB90	200	1.2	1.5	2.08	0.93	1.0	1.2	0.96	0.41
PCT100X250-ELB90	250	1.2	1.5	2.54	1.14	1.0	1.2	1.27	0.55
PCT100X300-ELB90	300	1.2	1.5	3.06	1.37	1.0	1.2	1.62	0.70
PCT100X350-ELB90	350	1.5	2.0	4.52	2.17	1.2	1.5	2.41	1.08
PCT100X400-ELB90	400	1.5	2.0	5.28	2.53	1.2	1.5	2.92	1.31
PCT100X450-ELB90	450	1.5	2.0	5.28	2.53	1.2	1.5	2.92	1.31
PCT100X500-ELB90	500	1.5	2.0	6.98	3.34	1.2	1.5	4.09	1.84
PCT100X550-ELB90	550	2.0	2.3	10.55	4.36	1.5	2.0	5.93	2.84
PCT100X600-ELB90	600	2.0	2.3	11.88	4.91	1.5	2.0	6.81	3.26
PCT100X650-ELB90	650	2.0	2.3	13.28	5.49	1.5	2.0	7.75	3.71
PCT100X700-ELB90	700	2.0	2.3	14.77	6.10	1.5	2.0	8.74	4.19
PCT100X750-ELB90	750	2.0	2.3	16.33	6.75	1.5	2.0	9.80	4.69
PCT100X800-ELB90	800	2.0	2.3	17.97	7.42	1.5	2.0	10.91	5.23
PCT100X850-ELB90	850	2.3	2.5	22.64	8.84	2.0	2.3	16.11	6.65
PCT100X900-ELB90	900	2.3	2.5	24.71	9.65	2.0	2.3	17.75	7.33
PCT100X950-ELB90	950	2.3	2.5	26.87	10.49	2.0	2.3	19.47	8.04
PCT100X1000-ELB90	1000	2.3	2.5	29.11	11.37	2.0	2.3	21.27	8.79

PCT100 Series

Perforated Cable Tray

Horizontal Tee

GI AL HDG PC S304 S316

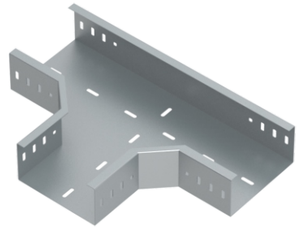

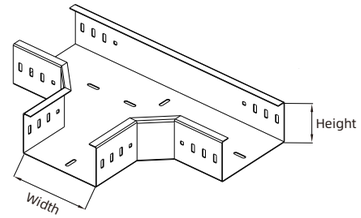

Note: Perforation patterns depicted are indicative only and subject to customization. Final order drawings shall prevail.

Part Number (Height 100mm)	Width (mm)	Tray Thickness (mm)		Tray Weight (kg/pc)		Cover Thickness (mm)		Cover Weight (kg/pc)	
		Steel	Aluminum	Steel	Aluminum	Steel	Aluminum	Steel	Aluminum
PCT100X100-TEE	100	1.0	1.2	1.43	0.62	0.8	1.0	0.57	0.25
PCT100X150-TEE	150	1.0	1.2	1.77	0.76	0.8	1.0	0.80	0.36
PCT100X200-TEE	200	1.2	1.5	2.57	1.15	1.0	1.2	1.34	0.58
PCT100X250-TEE	250	1.2	1.5	3.07	1.38	1.0	1.2	1.72	0.74
PCT100X300-TEE	300	1.2	1.5	3.62	1.62	1.0	1.2	2.14	0.92
PCT100X350-TEE	350	1.5	2.0	5.26	2.52	1.2	1.5	3.11	1.40
PCT100X400-TEE	400	1.5	2.0	6.06	2.90	1.2	1.5	3.70	1.66
PCT100X450-TEE	450	1.5	2.0	6.92	3.32	1.2	1.5	4.34	1.95
PCT100X500-TEE	500	1.5	2.0	7.84	3.76	1.2	1.5	5.03	2.26
PCT100X550-TEE	550	2.0	2.3	11.76	4.86	1.5	2.0	7.21	3.45
PCT100X600-TEE	600	2.0	2.3	13.14	5.43	1.5	2.0	8.18	3.92
PCT100X650-TEE	650	2.0	2.3	14.60	6.03	1.5	2.0	9.22	4.42
PCT100X700-TEE	700	2.0	2.3	16.14	6.67	1.5	2.0	10.31	4.94
PCT100X750-TEE	750	2.0	2.3	17.76	7.34	1.5	2.0	11.47	5.49
PCT100X800-TEE	800	2.0	2.3	19.45	8.04	1.5	2.0	12.68	6.07
PCT100X850-TEE	850	2.3	2.5	24.41	9.53	2.0	2.3	18.60	7.69
PCT100X900-TEE	900	2.3	2.5	26.54	10.36	2.0	2.3	20.38	8.42
PCT100X950-TEE	950	2.3	2.5	28.76	11.23	2.0	2.3	22.23	9.18
PCT100X1000-TEE	1000	2.3	2.5	31.07	12.13	2.0	2.3	24.16	9.98

Horizontal Cross

GI AL HDG PC S304 S316



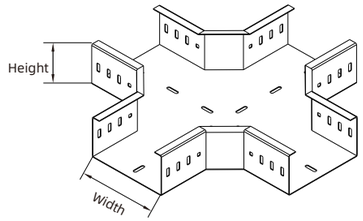

Note: Perforation patterns depicted are indicative only and subject to customization. Final order drawings shall prevail.

Part Number (Height 100mm)	Width (mm)	Tray Thickness (mm)		Tray Weight (kg/pc)		Cover Thickness (mm)		Cover Weight (kg/pc)	
		Steel	Aluminum	Steel	Aluminum	Steel	Aluminum	Steel	Aluminum
PCT100X100-CRS	100	1.0	1.2	1.82	0.79	0.8	1.0	0.85	0.38
PCT100X150-CRS	150	1.0	1.2	2.19	0.94	0.8	1.0	1.15	0.51
PCT100X200-CRS	200	1.2	1.5	3.11	1.40	1.0	1.2	1.84	0.79
PCT100X250-CRS	250	1.2	1.5	3.64	1.63	1.0	1.2	2.28	0.98
PCT100X300-CRS	300	1.2	1.5	4.22	1.90	1.0	1.2	2.76	1.19
PCT100X350-CRS	350	1.5	2.0	6.06	2.90	1.2	1.5	3.94	1.77
PCT100X400-CRS	400	1.5	2.0	6.90	3.31	1.2	1.5	4.62	2.07
PCT100X450-CRS	450	1.5	2.0	7.80	3.74	1.2	1.5	5.34	2.40
PCT100X500-CRS	500	1.5	2.0	8.76	4.20	1.2	1.5	6.10	2.74
PCT100X550-CRS	550	2.0	2.3	13.04	5.39	1.5	2.0	8.65	4.14
PCT100X600-CRS	600	2.0	2.3	14.48	5.98	1.5	2.0	9.73	4.66
PCT100X650-CRS	650	2.0	2.3	15.99	6.61	1.5	2.0	10.86	5.20
PCT100X700-CRS	700	2.0	2.3	17.58	7.26	1.5	2.0	12.06	5.78
PCT100X750-CRS	750	2.0	2.3	19.26	7.96	1.5	2.0	13.31	6.38
PCT100X800-CRS	800	2.0	2.3	21.01	8.68	1.5	2.0	14.62	7.00
PCT100X850-CRS	850	2.3	2.5	26.26	10.25	2.0	2.3	21.33	8.81
PCT100X900-CRS	900	2.3	2.5	28.45	11.11	2.0	2.3	23.24	9.60
PCT100X950-CRS	950	2.3	2.5	30.74	12.00	2.0	2.3	25.22	10.42
PCT100X1000-CRS	1000	2.3	2.5	33.11	12.93	2.0	2.3	27.29	11.27

PCT100 Series

Perforated Cable Tray

Outside Riser

GI AL HDG PC S304 S316



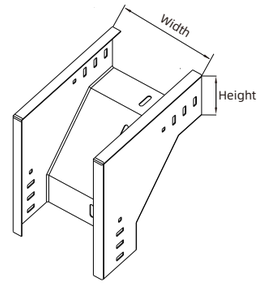

Note: Perforation patterns depicted are indicative only and subject to customization. Final order drawings shall prevail.

Part Number (Height 100mm)	Width (mm)	Tray Thickness (mm)		Tray Weight (kg/pc)		Cover Thickness (mm)		Cover Weight (kg/pc)	
		Steel	Aluminum	Steel	Aluminum	Steel	Aluminum	Steel	Aluminum
PCT100X100-ERS	100	1.0	1.2	1.07	0.46	0.8	1.0	0.37	0.16
PCT100X150-ERS	150	1.0	1.2	1.38	0.60	0.8	1.0	0.55	0.25
PCT100X200-ERS	200	1.2	1.5	2.08	0.93	1.0	1.2	0.96	0.41
PCT100X250-ERS	250	1.2	1.5	2.54	1.14	1.0	1.2	1.27	0.55
PCT100X300-ERS	300	1.2	1.5	3.06	1.37	1.0	1.2	1.62	0.70
PCT100X350-ERS	350	1.5	2.0	4.52	2.17	1.2	1.5	2.41	1.08
PCT100X400-ERS	400	1.5	2.0	5.28	2.53	1.2	1.5	2.92	1.31
PCT100X450-ERS	450	1.5	2.0	5.28	2.53	1.2	1.5	2.92	1.31
PCT100X500-ERS	500	1.5	2.0	6.98	3.34	1.2	1.5	4.09	1.84
PCT100X550-ERS	550	2.0	2.3	10.55	4.36	1.5	2.0	5.93	2.84
PCT100X600-ERS	600	2.0	2.3	11.88	4.91	1.5	2.0	6.81	3.26
PCT100X650-ERS	650	2.0	2.3	13.28	5.49	1.5	2.0	7.75	3.71
PCT100X700-ERS	700	2.0	2.3	14.77	6.10	1.5	2.0	8.74	4.19
PCT100X750-ERS	750	2.0	2.3	16.33	6.75	1.5	2.0	9.80	4.69
PCT100X800-ERS	800	2.0	2.3	17.97	7.42	1.5	2.0	10.91	5.23
PCT100X850-ERS	850	2.3	2.5	22.64	8.84	2.0	2.3	16.11	6.65
PCT100X900-ERS	900	2.3	2.5	24.71	9.65	2.0	2.3	17.75	7.33
PCT100X950-ERS	950	2.3	2.5	26.87	10.49	2.0	2.3	19.47	8.04
PCT100X1000-ERS	1000	2.3	2.5	29.11	11.37	2.0	2.3	21.27	8.79

Inside Riser

GI AL HDG PC S304 S316



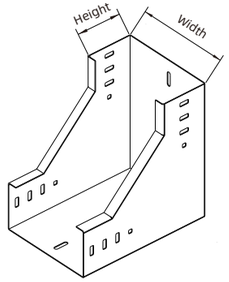

Note: Perforation patterns depicted are indicative only and subject to customization. Final order drawings shall prevail.

Part Number (Height 100mm)	Width (mm)	Tray Thickness (mm)		Tray Weight (kg/pc)		Cover Thickness (mm)		Cover Weight (kg/pc)	
		Steel	Aluminum	Steel	Aluminum	Steel	Aluminum	Steel	Aluminum
PCT100X100-IRS	100	1.0	1.2	1.07	0.46	0.8	1.0	0.37	0.16
PCT100X150-IRS	150	1.0	1.2	1.38	0.60	0.8	1.0	0.55	0.25
PCT100X200-IRS	200	1.2	1.5	2.08	0.93	1.0	1.2	0.96	0.41
PCT100X250-IRS	250	1.2	1.5	2.54	1.14	1.0	1.2	1.27	0.55
PCT100X300-IRS	300	1.2	1.5	3.06	1.37	1.0	1.2	1.62	0.70
PCT100X350-IRS	350	1.5	2.0	4.52	2.17	1.2	1.5	2.41	1.08
PCT100X400-IRS	400	1.5	2.0	5.28	2.53	1.2	1.5	2.92	1.31
PCT100X450-IRS	450	1.5	2.0	5.28	2.53	1.2	1.5	2.92	1.31
PCT100X500-IRS	500	1.5	2.0	6.98	3.34	1.2	1.5	4.09	1.84
PCT100X550-IRS	550	2.0	2.3	10.55	4.36	1.5	2.0	5.93	2.84
PCT100X600-IRS	600	2.0	2.3	11.88	4.91	1.5	2.0	6.81	3.26
PCT100X650-IRS	650	2.0	2.3	13.28	5.49	1.5	2.0	7.75	3.71
PCT100X700-IRS	700	2.0	2.3	14.77	6.10	1.5	2.0	8.74	4.19
PCT100X750-IRS	750	2.0	2.3	16.33	6.75	1.5	2.0	9.80	4.69
PCT100X800-IRS	800	2.0	2.3	17.97	7.42	1.5	2.0	10.91	5.23
PCT100X850-IRS	850	2.3	2.5	22.64	8.84	2.0	2.3	16.11	6.65
PCT100X900-IRS	900	2.3	2.5	24.71	9.65	2.0	2.3	17.75	7.33
PCT100X950-IRS	950	2.3	2.5	26.87	10.49	2.0	2.3	19.47	8.04
PCT100X1000-IRS	1000	2.3	2.5	29.11	11.37	2.0	2.3	21.27	8.79

PCT100 Series

Perforated Cable Tray

Vertical Tee (Up)

GI AL HDG PC S304 S316



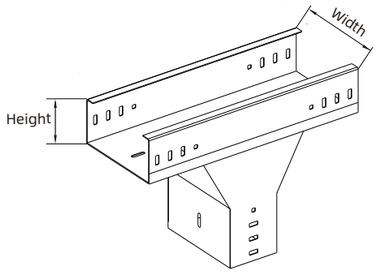

Note: Perforation patterns depicted are indicative only and subject to customization. Final order drawings shall prevail.

Part Number (Height 100mm)	Width (mm)	Tray Thickness (mm)		Tray Weight (kg/pc)		Cover Thickness (mm)		Cover Weight (kg/pc)	
		Steel	Aluminum	Steel	Aluminum	Steel	Aluminum	Steel	Aluminum
PCT100X100-VERTICALTEE	100	1.0	1.2	1.43	0.62	0.8	1.0	0.57	0.25
PCT100X150-VERTICALTEE	150	1.0	1.2	1.77	0.76	0.8	1.0	0.80	0.36
PCT100X200-VERTICALTEE	200	1.2	1.5	2.57	1.15	1.0	1.2	1.34	0.58
PCT100X250-VERTICALTEE	250	1.2	1.5	3.07	1.38	1.0	1.2	1.72	0.74
PCT100X300-VERTICALTEE	300	1.2	1.5	3.62	1.62	1.0	1.2	2.14	0.92
PCT100X350-VERTICALTEE	350	1.5	2.0	5.26	2.52	1.2	1.5	3.11	1.40
PCT100X400-VERTICALTEE	400	1.5	2.0	6.06	2.90	1.2	1.5	3.70	1.66
PCT100X450-VERTICALTEE	450	1.5	2.0	6.92	3.32	1.2	1.5	4.34	1.95
PCT100X500-VERTICALTEE	500	1.5	2.0	7.84	3.76	1.2	1.5	5.03	2.26
PCT100X550-VERTICALTEE	550	2.0	2.3	11.76	4.86	1.5	2.0	7.21	3.45
PCT100X600-VERTICALTEE	600	2.0	2.3	13.14	5.43	1.5	2.0	8.18	3.92
PCT100X650-VERTICALTEE	650	2.0	2.3	14.60	6.03	1.5	2.0	9.22	4.42
PCT100X700-VERTICALTEE	700	2.0	2.3	16.14	6.67	1.5	2.0	10.31	4.94
PCT100X750-VERTICALTEE	750	2.0	2.3	17.76	7.34	1.5	2.0	11.47	5.49
PCT100X800-VERTICALTEE	800	2.0	2.3	19.45	8.04	1.5	2.0	12.68	6.07
PCT100X850-VERTICALTEE	850	2.3	2.5	24.41	9.53	2.0	2.3	18.60	7.69
PCT100X900-VERTICALTEE	900	2.3	2.5	26.54	10.36	2.0	2.3	20.38	8.42
PCT100X950-VERTICALTEE	950	2.3	2.5	28.76	11.23	2.0	2.3	22.23	9.18
PCT100X1000-VERTICALTEE	1000	2.3	2.5	31.07	12.13	2.0	2.3	24.16	9.98

Vertical Tee (Down)

GI AL HDG PC S304 S316



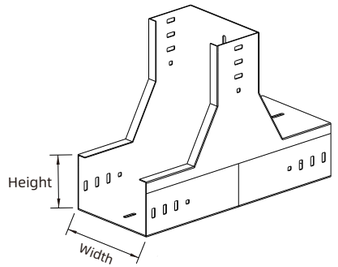

Note: Perforation patterns depicted are indicative only and subject to customization. Final order drawings shall prevail.

Part Number (Height 100mm)	Width (mm)	Tray Thickness (mm)		Tray Weight (kg/pc)		Cover Thickness (mm)		Cover Weight (kg/pc)	
		Steel	Aluminum	Steel	Aluminum	Steel	Aluminum	Steel	Aluminum
PCT100X100-LVETEE	100	1.0	1.2	1.43	0.62	0.8	1.0	0.57	0.25
PCT100X150-LVETEE	150	1.0	1.2	1.77	0.76	0.8	1.0	0.80	0.36
PCT100X200-LVETEE	200	1.2	1.5	2.57	1.15	1.0	1.2	1.34	0.58
PCT100X250-LVETEE	250	1.2	1.5	3.07	1.38	1.0	1.2	1.72	0.74
PCT100X300-LVETEE	300	1.2	1.5	3.62	1.62	1.0	1.2	2.14	0.92
PCT100X350-LVETEE	350	1.5	2.0	5.26	2.52	1.2	1.5	3.11	1.40
PCT100X400-LVETEE	400	1.5	2.0	6.06	2.90	1.2	1.5	3.70	1.66
PCT100X450-LVETEE	450	1.5	2.0	6.92	3.32	1.2	1.5	4.34	1.95
PCT100X500-LVETEE	500	1.5	2.0	7.84	3.76	1.2	1.5	5.03	2.26
PCT100X550-LVETEE	550	2.0	2.3	11.76	4.86	1.5	2.0	7.21	3.45
PCT100X600-LVETEE	600	2.0	2.3	13.14	5.43	1.5	2.0	8.18	3.92
PCT100X650-LVETEE	650	2.0	2.3	14.60	6.03	1.5	2.0	9.22	4.42
PCT100X700-LVETEE	700	2.0	2.3	16.14	6.67	1.5	2.0	10.31	4.94
PCT100X750-LVETEE	750	2.0	2.3	17.76	7.34	1.5	2.0	11.47	5.49
PCT100X800-LVETEE	800	2.0	2.3	19.45	8.04	1.5	2.0	12.68	6.07
PCT100X850-LVETEE	850	2.3	2.5	24.41	9.53	2.0	2.3	18.60	7.69
PCT100X900-LVETEE	900	2.3	2.5	26.54	10.36	2.0	2.3	20.38	8.42
PCT100X950-LVETEE	950	2.3	2.5	28.76	11.23	2.0	2.3	22.23	9.18
PCT100X1000-LVETEE	1000	2.3	2.5	31.07	12.13	2.0	2.3	24.16	9.98

PCT100 Series

Perforated Cable Tray

Reducer

GI AL HDG PC S304 S316



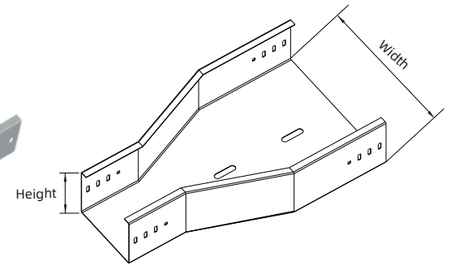

Note: Perforation patterns depicted are indicative only and subject to customization. Final order drawings shall prevail.

Part Number (Height 100mm)	Width (mm)	Tray Thickness (mm)		Tray Weight (kg/pc)		Cover Thickness (mm)		Cover Weight (kg/pc)	
		Steel	Aluminum	Steel	Aluminum	Steel	Aluminum	Steel	Aluminum
PCT100X100-RDC	100	1.0	1.2	0.79	0.34	0.8	1.0	0.18	0.08
PCT100X150-RDC	150	1.0	1.2	0.98	0.42	0.8	1.0	0.33	0.15
PCT100X200-RDC	200	1.2	1.5	1.45	0.65	1.0	1.2	0.64	0.28
PCT100X250-RDC	250	1.2	1.5	1.78	0.80	1.0	1.2	0.91	0.39
PCT100X300-RDC	300	1.2	1.5	2.15	0.96	1.0	1.2	1.22	0.53
PCT100X350-RDC	350	1.5	2.0	3.21	1.54	1.2	1.5	1.89	0.85
PCT100X400-RDC	400	1.5	2.0	3.79	1.82	1.2	1.5	2.36	1.06
PCT100X450-RDC	450	1.5	2.0	4.43	2.12	1.2	1.5	2.87	1.29
PCT100X500-RDC	500	1.5	2.0	5.13	2.46	1.2	1.5	3.43	1.54
PCT100X550-RDC	550	2.0	2.3	7.86	3.25	1.5	2.0	5.05	2.42
PCT100X600-RDC	600	2.0	2.3	8.95	3.70	1.5	2.0	5.86	2.81
PCT100X650-RDC	650	2.0	2.3	10.12	4.18	1.5	2.0	6.74	3.23
PCT100X700-RDC	700	2.0	2.3	11.37	4.70	1.5	2.0	7.68	3.68
PCT100X750-RDC	750	2.0	2.3	12.69	5.24	1.5	2.0	8.67	4.15
PCT100X800-RDC	800	2.0	2.3	14.10	5.82	1.5	2.0	9.73	4.66
PCT100X850-RDC	850	2.3	2.5	17.92	7.00	2.0	2.3	14.45	5.97
PCT100X900-RDC	900	2.3	2.5	19.72	7.70	2.0	2.3	16.01	6.62
PCT100X950-RDC	950	2.3	2.5	21.60	8.44	2.0	2.3	17.65	7.29
PCT100X1000-RDC	1000	2.3	2.5	23.58	9.21	2.0	2.3	19.37	8.00

PCT150 Series

PCT150 Steel

GI AL HDG PC S304 S316

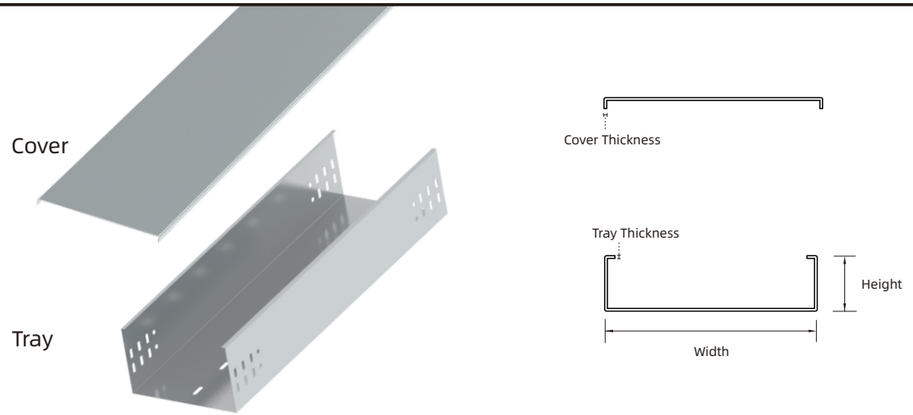

Note: Perforation patterns depicted are indicative only and subject to customization. Final order drawings shall prevail.

Part Number (Height 150mm)	Width (mm)	Tray Thickness (mm)	Tray Weight (kg/m)	Cover Thickness (mm)	Cover Weight (kg/m)
PCT150X150	150	1.0	3.69	0.8	1.06
PCT150X200	200	1.2	4.90	1.0	1.72
PCT150X250	250	1.2	5.37	1.0	2.12
PCT150X300	300	1.2	5.84	1.0	2.51
PCT150X350	350	1.5	7.89	1.2	3.48
PCT150X400	400	1.5	8.48	1.2	3.95
PCT150X450	450	1.5	9.07	1.2	4.42
PCT150X500	500	1.5	9.66	1.2	4.89
PCT150X550	550	2.0	13.66	1.5	6.71
PCT150X600	600	2.0	14.44	1.5	7.30
PCT150X650	650	2.0	15.23	1.5	7.88
PCT150X700	700	2.0	16.01	1.5	8.47
PCT150X750	750	2.0	16.80	1.5	9.06
PCT150X800	800	2.0	17.58	1.5	9.65
PCT150X850	850	2.3	21.12	2.0	13.65
PCT150X900	900	2.3	22.03	2.0	14.44
PCT150X950	950	2.3	22.93	2.0	15.22
PCT150X1000	1000	2.3	23.83	2.0	16.01

- **Tray Height:** 150mm
- **Length:** 2000mm

PCT150 Series

PCT150 Aluminum

GI AL HDG PC S304 S316

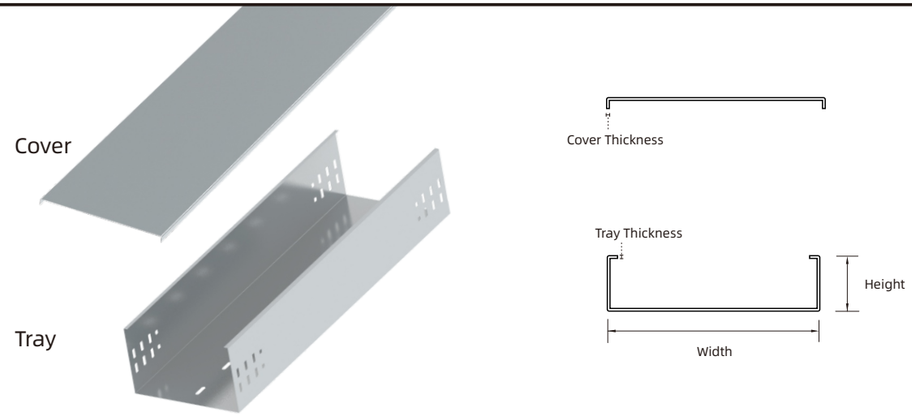

Note: Perforation patterns depicted are indicative only and subject to customization. Final order drawings shall prevail.

Part Number (Height 150mm)	Width (mm)	Tray Thickness (mm)	Tray Weight (kg/m)	Cover Thickness (mm)	Cover Weight (kg/m)
PCT150X150	150	1.2	1.53	1.0	0.46
PCT150X200	200	1.5	2.11	1.2	0.72
PCT150X250	250	1.5	2.32	1.2	0.88
PCT150X300	300	1.5	2.52	1.2	1.04
PCT150X350	350	2.0	3.63	1.5	1.50
PCT150X400	400	2.0	3.90	1.5	1.71
PCT150X450	450	2.0	4.17	1.5	1.91
PCT150X500	500	2.0	4.44	1.5	2.11
PCT150X550	550	2.3	5.42	2.0	3.09
PCT150X600	600	2.3	5.73	2.0	3.36
PCT150X650	650	2.3	6.05	2.0	3.63
PCT150X700	700	2.3	6.36	2.0	3.90
PCT150X750	750	2.3	6.67	2.0	4.17
PCT150X800	800	2.3	6.98	2.0	4.44
PCT150X850	850	2.5	7.93	2.3	5.42
PCT150X900	900	2.5	8.27	2.3	5.73
PCT150X950	950	2.5	8.60	2.3	6.05
PCT150X1000	1000	2.5	8.94	2.3	6.36

- **Tray Height:** 150mm
- **Length:** 2000mm

Perforated Cable Tray

Horizontal 90° Bend

GI AL HDG PC S304 S316



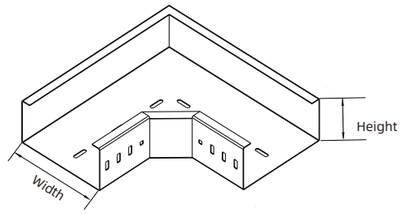

Note: Perforation patterns depicted are indicative only and subject to customization. Final order drawings shall prevail.

Part Number (Height 150mm)	Width (mm)	Tray Thickness (mm)		Tray Weight (kg/pc)		Cover Thickness (mm)		Cover Weight (kg/pc)	
		Steel	Aluminum	Steel	Aluminum	Steel	Aluminum	Steel	Aluminum
PCT150X150-ELB90	150	1.0	1.2	1.73	0.74	0.8	1.0	0.55	0.25
PCT150X200-ELB90	200	1.2	1.5	2.54	1.14	1.0	1.2	0.96	0.41
PCT150X250-ELB90	250	1.2	1.5	3.05	1.37	1.0	1.2	1.27	0.55
PCT150X300-ELB90	300	1.2	1.5	3.61	1.62	1.0	1.2	1.62	0.70
PCT150X350-ELB90	350	1.5	2.0	5.28	2.53	1.2	1.5	2.41	1.08
PCT150X400-ELB90	400	1.5	2.0	6.09	2.92	1.2	1.5	2.92	1.31
PCT150X450-ELB90	450	1.5	2.0	6.97	3.34	1.2	1.5	3.49	1.57
PCT150X1500-ELB90	500	1.5	2.0	7.91	3.79	1.2	1.5	4.09	1.84
PCT150X550-ELB90	550	2.0	2.3	11.87	4.90	1.5	2.0	5.93	2.84
PCT150X600-ELB90	600	2.0	2.3	13.27	5.48	1.5	2.0	6.81	3.26
PCT150X650-ELB90	650	2.0	2.3	14.76	6.10	1.5	2.0	7.75	3.71
PCT150X700-ELB90	700	2.0	2.3	16.32	6.74	1.5	2.0	8.74	4.19
PCT150X750-ELB90	750	2.0	2.3	17.96	7.42	1.5	2.0	9.80	4.69
PCT150X800-ELB90	800	2.0	2.3	19.68	8.13	1.5	2.0	10.91	5.23
PCT150X850-ELB90	850	2.3	2.5	24.70	9.64	2.0	2.3	16.11	6.65
PCT150X900-ELB90	900	2.3	2.5	26.86	10.49	2.0	2.3	17.75	7.33
PCT150X950-ELB90	950	2.3	2.5	29.10	11.36	2.0	2.3	19.47	8.04
PCT150X1000-ELB90	1000	2.3	2.5	31.44	12.28	2.0	2.3	21.27	8.79

PCT150 Series

Perforated Cable Tray

Horizontal Tee

GI AL HDG PC S304 S316

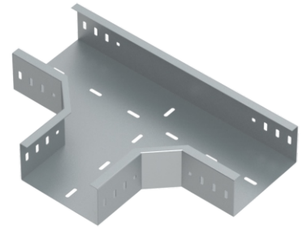

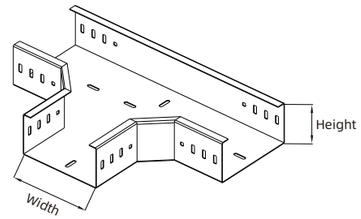

Note: Perforation patterns depicted are indicative only and subject to customization. Final order drawings shall prevail.

Part Number (Height 150mm)	Width (mm)	Tray Thickness (mm)		Tray Weight (kg/pc)		Cover Thickness (mm)		Cover Weight (kg/pc)	
		Steel	Aluminum	Steel	Aluminum	Steel	Aluminum	Steel	Aluminum
PCT150X150-TEE	150	1.0	1.2	2.15	0.93	0.8	1.0	0.80	0.36
PCT150X200-TEE	200	1.2	1.5	3.05	1.37	1.0	1.2	1.34	0.58
PCT150X250-TEE	250	1.2	1.5	3.57	1.61	1.0	1.2	1.72	0.74
PCT150X300-TEE	300	1.2	1.5	4.14	1.86	1.0	1.2	2.14	0.92
PCT150X350-TEE	350	1.5	2.0	5.95	2.85	1.2	1.5	3.11	1.40
PCT150X400-TEE	400	1.5	2.0	6.78	3.25	1.2	1.5	3.70	1.66
PCT150X450-TEE	450	1.5	2.0	7.67	3.67	1.2	1.5	4.34	1.95
PCT150X1500-TEE	500	1.5	2.0	8.62	4.13	1.2	1.5	5.03	2.26
PCT150X550-TEE	550	2.0	2.3	12.83	5.30	1.5	2.0	7.21	3.45
PCT150X600-TEE	600	2.0	2.3	14.26	5.89	1.5	2.0	8.18	3.92
PCT150X650-TEE	650	2.0	2.3	15.75	6.51	1.5	2.0	9.22	4.42
PCT150X700-TEE	700	2.0	2.3	17.33	7.16	1.5	2.0	10.31	4.94
PCT150X750-TEE	750	2.0	2.3	18.99	7.84	1.5	2.0	11.47	5.49
PCT150X800-TEE	800	2.0	2.3	20.72	8.56	1.5	2.0	12.68	6.07
PCT150X850-TEE	850	2.3	2.5	25.92	10.12	2.0	2.3	18.60	7.69
PCT150X900-TEE	900	2.3	2.5	28.09	10.97	2.0	2.3	20.38	8.42
PCT150X950-TEE	950	2.3	2.5	30.36	11.85	2.0	2.3	22.23	9.18
PCT150X1000-TEE	1000	2.3	2.5	32.72	12.77	2.0	2.3	24.16	9.98

Horizontal Cross

GI AL HDG PC S304 S316



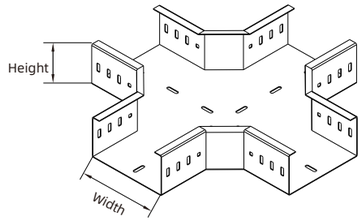

Note: Perforation patterns depicted are indicative only and subject to customization. Final order drawings shall prevail.

Part Number (Height 150mm)	Width (mm)	Tray Thickness (mm)		Tray Weight (kg/pc)		Cover Thickness (mm)		Cover Weight (kg/pc)	
		Steel	Aluminum	Steel	Aluminum	Steel	Aluminum	Steel	Aluminum
PCT150X150-CRS	150	1.0	1.2	2.56	1.10	0.8	1.0	1.15	0.51
PCT150X200-CRS	200	1.2	1.5	3.56	1.60	1.0	1.2	1.84	0.79
PCT150X250-CRS	250	1.2	1.5	4.09	1.84	1.0	1.2	2.28	0.98
PCT150X300-CRS	300	1.2	1.5	4.67	2.10	1.0	1.2	2.76	1.19
PCT150X350-CRS	350	1.5	2.0	6.62	3.17	1.2	1.5	3.94	1.77
PCT150X400-CRS	400	1.5	2.0	7.47	3.58	1.2	1.5	4.62	2.07
PCT150X450-CRS	450	1.5	2.0	8.37	4.01	1.2	1.5	5.34	2.40
PCT150X1500-CRS	500	1.5	2.0	9.33	4.47	1.2	1.5	6.10	2.74
PCT150X550-CRS	550	2.0	2.3	13.79	5.70	1.5	2.0	8.65	4.14
PCT150X600-CRS	600	2.0	2.3	15.23	6.29	1.5	2.0	9.73	4.66
PCT150X650-CRS	650	2.0	2.3	16.74	6.92	1.5	2.0	10.86	5.20
PCT150X700-CRS	700	2.0	2.3	18.34	7.58	1.5	2.0	12.06	5.78
PCT150X750-CRS	750	2.0	2.3	20.01	8.27	1.5	2.0	13.31	6.38
PCT150X800-CRS	800	2.0	2.3	21.76	8.99	1.5	2.0	14.62	7.00
PCT150X850-CRS	850	2.3	2.5	27.13	10.59	2.0	2.3	21.33	8.81
PCT150X900-CRS	900	2.3	2.5	29.32	11.45	2.0	2.3	23.24	9.60
PCT150X950-CRS	950	2.3	2.5	31.61	12.34	2.0	2.3	25.22	10.42
PCT150X1000-CRS	1000	2.3	2.5	33.98	13.27	2.0	2.3	27.29	11.27

PCT150 Series

Perforated Cable Tray

Outside Riser

GI AL HDG PC S304 S316



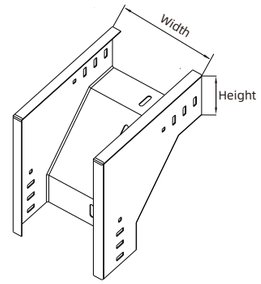

Note: Perforation patterns depicted are indicative only and subject to customization. Final order drawings shall prevail.

Part Number (Height 150mm)	Width (mm)	Tray Thickness (mm)		Tray Weight (kg/pc)		Cover Thickness (mm)		Cover Weight (kg/pc)	
		Steel	Aluminum	Steel	Aluminum	Steel	Aluminum	Steel	Aluminum
PCT150X150-ERS	150	1.0	1.2	1.73	0.74	0.8	1.0	0.55	0.25
PCT150X200-ERS	200	1.2	1.5	2.54	1.14	1.0	1.2	0.96	0.41
PCT150X250-ERS	250	1.2	1.5	3.05	1.37	1.0	1.2	1.27	0.55
PCT150X300-ERS	300	1.2	1.5	3.61	1.62	1.0	1.2	1.62	0.70
PCT150X350-ERS	350	1.5	2.0	5.28	2.53	1.2	1.5	2.41	1.08
PCT150X400-ERS	400	1.5	2.0	6.09	2.92	1.2	1.5	2.92	1.31
PCT150X450-ERS	450	1.5	2.0	6.97	3.34	1.2	1.5	3.49	1.57
PCT150X1500-ERS	500	1.5	2.0	7.91	3.79	1.2	1.5	4.09	1.84
PCT150X550-ERS	550	2.0	2.3	11.87	4.90	1.5	2.0	5.93	2.84
PCT150X600-ERS	600	2.0	2.3	13.27	5.48	1.5	2.0	6.81	3.26
PCT150X650-ERS	650	2.0	2.3	14.76	6.10	1.5	2.0	7.75	3.71
PCT150X700-ERS	700	2.0	2.3	16.32	6.74	1.5	2.0	8.74	4.19
PCT150X750-ERS	750	2.0	2.3	17.96	7.42	1.5	2.0	9.80	4.69
PCT150X800-ERS	800	2.0	2.3	19.68	8.13	1.5	2.0	10.91	5.23
PCT150X850-ERS	850	2.3	2.5	24.70	9.64	2.0	2.3	16.11	6.65
PCT150X900-ERS	900	2.3	2.5	26.86	10.49	2.0	2.3	17.75	7.33
PCT150X950-ERS	950	2.3	2.5	29.10	11.36	2.0	2.3	19.47	8.04
PCT150X1000-ERS	1000	2.3	2.5	31.44	12.28	2.0	2.3	21.27	8.79

Inside Riser

GI AL HDG PC S304 S316



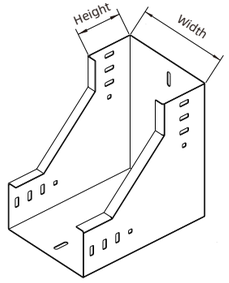

Note: Perforation patterns depicted are indicative only and subject to customization. Final order drawings shall prevail.

Part Number (Height 150mm)	Width (mm)	Tray Thickness (mm)		Tray Weight (kg/pc)		Cover Thickness (mm)		Cover Weight (kg/pc)	
		Steel	Aluminum	Steel	Aluminum	Steel	Aluminum	Steel	Aluminum
PCT150X150-IRS	150	1.0	1.2	1.73	0.74	0.8	1.0	0.55	0.25
PCT150X200-IRS	200	1.2	1.5	2.54	1.14	1.0	1.2	0.96	0.41
PCT150X250-IRS	250	1.2	1.5	3.05	1.37	1.0	1.2	1.27	0.55
PCT150X300-IRS	300	1.2	1.5	3.61	1.62	1.0	1.2	1.62	0.70
PCT150X350-IRS	350	1.5	2.0	5.28	2.53	1.2	1.5	2.41	1.08
PCT150X400-IRS	400	1.5	2.0	6.09	2.92	1.2	1.5	2.92	1.31
PCT150X450-IRS	450	1.5	2.0	6.97	3.34	1.2	1.5	3.49	1.57
PCT150X1500-IRS	500	1.5	2.0	7.91	3.79	1.2	1.5	4.09	1.84
PCT150X550-IRS	550	2.0	2.3	11.87	4.90	1.5	2.0	5.93	2.84
PCT150X600-IRS	600	2.0	2.3	13.27	5.48	1.5	2.0	6.81	3.26
PCT150X650-IRS	650	2.0	2.3	14.76	6.10	1.5	2.0	7.75	3.71
PCT150X700-IRS	700	2.0	2.3	16.32	6.74	1.5	2.0	8.74	4.19
PCT150X750-IRS	750	2.0	2.3	17.96	7.42	1.5	2.0	9.80	4.69
PCT150X800-IRS	800	2.0	2.3	19.68	8.13	1.5	2.0	10.91	5.23
PCT150X850-IRS	850	2.3	2.5	24.70	9.64	2.0	2.3	16.11	6.65
PCT150X900-IRS	900	2.3	2.5	26.86	10.49	2.0	2.3	17.75	7.33
PCT150X950-IRS	950	2.3	2.5	29.10	11.36	2.0	2.3	19.47	8.04
PCT150X1000-IRS	1000	2.3	2.5	31.44	12.28	2.0	2.3	21.27	8.79

PCT150 Series

Perforated Cable Tray

Vertical Tee (Up)

GI AL HDG PC S304 S316



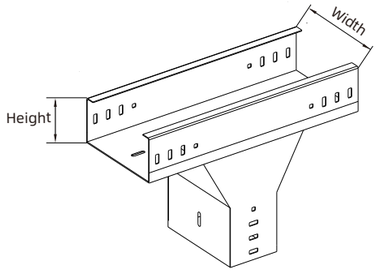

Note: Perforation patterns depicted are indicative only and subject to customization. Final order drawings shall prevail.

Part Number (Height 150mm)	Width (mm)	Tray Thickness (mm)		Tray Weight (kg/pc)		Cover Thickness (mm)		Cover Weight (kg/pc)	
		Steel	Aluminum	Steel	Aluminum	Steel	Aluminum	Steel	Aluminum
PCT150X150-VERTICALTEE	150	1.0	1.2	2.15	0.93	0.8	1.0	0.80	0.36
PCT150X200-VERTICALTEE	200	1.2	1.5	3.05	1.37	1.0	1.2	1.34	0.58
PCT150X250-VERTICALTEE	250	1.2	1.5	3.57	1.61	1.0	1.2	1.72	0.74
PCT150X300-VERTICALTEE	300	1.2	1.5	4.14	1.86	1.0	1.2	2.14	0.92
PCT150X350-VERTICALTEE	350	1.5	2.0	5.95	2.85	1.2	1.5	3.11	1.40
PCT150X400-VERTICALTEE	400	1.5	2.0	6.78	3.25	1.2	1.5	3.70	1.66
PCT150X450-VERTICALTEE	450	1.5	2.0	7.67	3.67	1.2	1.5	4.34	1.95
PCT150X1500-VERTICALTEE	500	1.5	2.0	8.62	4.13	1.2	1.5	5.03	2.26
PCT150X550-VERTICALTEE	550	2.0	2.3	12.83	5.30	1.5	2.0	7.21	3.45
PCT150X600-VERTICALTEE	600	2.0	2.3	14.26	5.89	1.5	2.0	8.18	3.92
PCT150X650-VERTICALTEE	650	2.0	2.3	15.75	6.51	1.5	2.0	9.22	4.42
PCT150X700-VERTICALTEE	700	2.0	2.3	17.33	7.16	1.5	2.0	10.31	4.94
PCT150X750-VERTICALTEE	750	2.0	2.3	18.99	7.84	1.5	2.0	11.47	5.49
PCT150X800-VERTICALTEE	800	2.0	2.3	20.72	8.56	1.5	2.0	12.68	6.07
PCT150X850-VERTICALTEE	850	2.3	2.5	25.92	10.12	2.0	2.3	18.60	7.69
PCT150X900-VERTICALTEE	900	2.3	2.5	28.09	10.97	2.0	2.3	20.38	8.42
PCT150X950-VERTICALTEE	950	2.3	2.5	30.36	11.85	2.0	2.3	22.23	9.18
PCT150X1000-VERTICALTEE	1000	2.3	2.5	32.72	12.77	2.0	2.3	24.16	9.98

Vertical Tee (Down)

GI AL HDG PC S304 S316



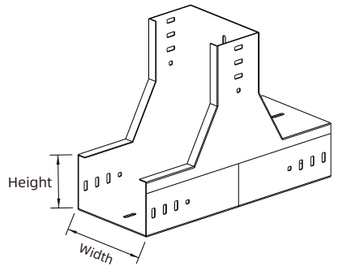

Note: Perforation patterns depicted are indicative only and subject to customization. Final order drawings shall prevail.

Part Number (Height 150mm)	Width (mm)	Tray Thickness (mm)		Tray Weight (kg/pc)		Cover Thickness (mm)		Cover Weight (kg/pc)	
		Steel	Aluminum	Steel	Aluminum	Steel	Aluminum	Steel	Aluminum
PCT150X150-LVETEE	150	1.0	1.2	2.15	0.93	0.8	1.0	0.80	0.36
PCT150X200-LVETEE	200	1.2	1.5	3.05	1.37	1.0	1.2	1.34	0.58
PCT150X250-LVETEE	250	1.2	1.5	3.57	1.61	1.0	1.2	1.72	0.74
PCT150X300-LVETEE	300	1.2	1.5	4.14	1.86	1.0	1.2	2.14	0.92
PCT150X350-LVETEE	350	1.5	2.0	5.95	2.85	1.2	1.5	3.11	1.40
PCT150X400-LVETEE	400	1.5	2.0	6.78	3.25	1.2	1.5	3.70	1.66
PCT150X450-LVETEE	450	1.5	2.0	7.67	3.67	1.2	1.5	4.34	1.95
PCT150X1500-LVETEE	500	1.5	2.0	8.62	4.13	1.2	1.5	5.03	2.26
PCT150X550-LVETEE	550	2.0	2.3	12.83	5.30	1.5	2.0	7.21	3.45
PCT150X600-LVETEE	600	2.0	2.3	14.26	5.89	1.5	2.0	8.18	3.92
PCT150X650-LVETEE	650	2.0	2.3	15.75	6.51	1.5	2.0	9.22	4.42
PCT150X700-LVETEE	700	2.0	2.3	17.33	7.16	1.5	2.0	10.31	4.94
PCT150X750-LVETEE	750	2.0	2.3	18.99	7.84	1.5	2.0	11.47	5.49
PCT150X800-LVETEE	800	2.0	2.3	20.72	8.56	1.5	2.0	12.68	6.07
PCT150X850-LVETEE	850	2.3	2.5	25.92	10.12	2.0	2.3	18.60	7.69
PCT150X900-LVETEE	900	2.3	2.5	28.09	10.97	2.0	2.3	20.38	8.42
PCT150X950-LVETEE	950	2.3	2.5	30.36	11.85	2.0	2.3	22.23	9.18
PCT150X1000-LVETEE	1000	2.3	2.5	32.72	12.77	2.0	2.3	24.16	9.98

PCT150 Series

Perforated Cable Tray

Reducer

GI AL HDG PC S304 S316



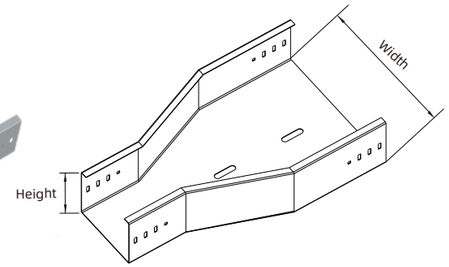

Note: Perforation patterns depicted are indicative only and subject to customization. Final order drawings shall prevail.

Part Number (Height150mm)	Width (mm)	Tray Thickness (mm)		Tray Weight (kg/pc)		Cover Thickness (mm)		Cover Weight (kg/pc)	
		Steel	Aluminum	Steel	Aluminum	Steel	Aluminum	Steel	Aluminum
PCT150X150-RDC	150	1.0	1.2	1.26	0.54	0.8	1.0	0.33	0.15
PCT150X200-RDC	200	1.2	1.5	1.79	0.80	1.0	1.2	0.64	0.28
PCT150X250-RDC	250	1.2	1.5	2.11	0.95	1.0	1.2	0.91	0.39
PCT150X300-RDC	300	1.2	1.5	2.49	1.12	1.0	1.2	1.22	0.53
PCT150X350-RDC	350	1.5	2.0	3.63	1.74	1.2	1.5	1.89	0.85
PCT150X400-RDC	400	1.5	2.0	4.22	2.02	1.2	1.5	2.36	1.06
PCT150X450-RDC	450	1.5	2.0	4.86	2.33	1.2	1.5	2.87	1.29
PCT150X1500-RDC	500	1.5	2.0	5.56	2.66	1.2	1.5	3.43	1.54
PCT150X550-RDC	550	2.0	2.3	8.42	3.48	1.5	2.0	5.05	2.42
PCT150X600-RDC	600	2.0	2.3	9.51	3.93	1.5	2.0	5.86	2.81
PCT150X650-RDC	650	2.0	2.3	10.68	4.41	1.5	2.0	6.74	3.23
PCT150X700-RDC	700	2.0	2.3	11.93	4.93	1.5	2.0	7.68	3.68
PCT150X750-RDC	750	2.0	2.3	13.26	5.48	1.5	2.0	8.67	4.15
PCT150X800-RDC	800	2.0	2.3	14.66	6.06	1.5	2.0	9.73	4.66
PCT150X850-RDC	850	2.3	2.5	18.57	7.25	2.0	2.3	14.45	5.97
PCT150X900-RDC	900	2.3	2.5	20.37	7.95	2.0	2.3	16.01	6.62
PCT150X950-RDC	950	2.3	2.5	22.25	8.69	2.0	2.3	17.65	7.29
PCT150X1000-RDC	1000	2.3	2.5	24.23	9.46	2.0	2.3	19.37	8.00

PCT200 Steel

GI AL HDG PC S304 S316

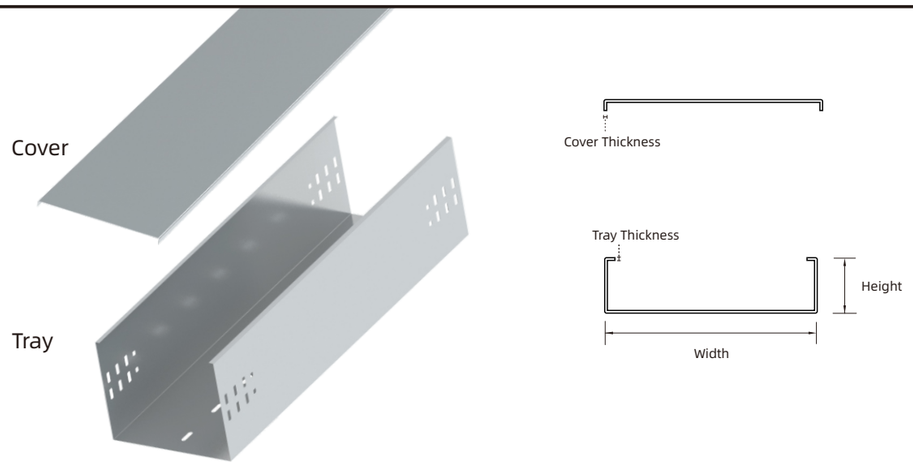

Part Number (Height 200mm)	Width (mm)	Tray Thickness (mm)	Tray Weight (kg/m)	Cover Thickness (mm)	Cover Weight (kg/m)
PCT200X200	200	1.2	5.84	1.0	1.72
PCT200X250	250	1.2	6.31	1.0	2.12
PCT200X300	300	1.2	6.78	1.0	2.51
PCT200X350	350	1.5	9.07	1.2	3.48
PCT200X400	400	1.5	9.66	1.2	3.95
PCT200X450	450	1.5	10.24	1.2	4.42
PCT200X500	500	1.5	10.83	1.2	4.89
PCT200X550	550	2.0	15.23	1.5	6.71
PCT200X600	600	2.0	16.01	1.5	7.30
PCT200X650	650	2.0	16.80	1.5	7.88
PCT200X700	700	2.0	17.58	1.5	8.47
PCT200X750	750	2.0	18.37	1.5	9.06
PCT200X800	800	2.0	19.15	1.5	9.65
PCT200X850	850	2.3	22.93	2.0	13.65
PCT200X900	900	2.3	23.83	2.0	14.44
PCT200X950	950	2.3	24.74	2.0	15.22
PCT200X1000	1000	2.3	25.64	2.0	16.01

◆ **Tray Height:** 200mm
◆ **Length:** 2000mm

Note: Perforation patterns depicted are indicative only and subject to customization. Final order drawings shall prevail.

PCT200 Series

Perforated Cable Tray

PCT200 Aluminum

GI AL HDG PC S304 S316

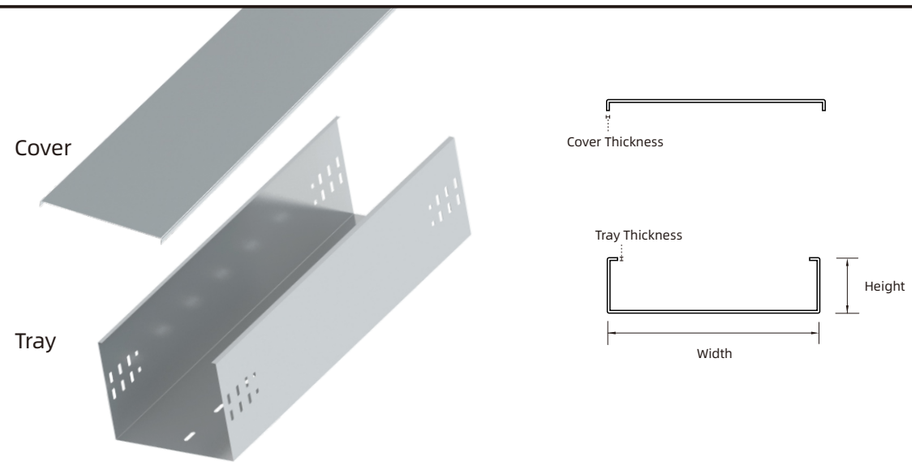

Part Number (Height 200mm)	Width (mm)	Tray Thickness (mm)	Tray Weight (kg/m)	Cover Thickness (mm)	Cover Weight (kg/m)
PCT200X200	200	1.5	2.52	1.2	0.72
PCT200X250	250	1.5	2.72	1.2	0.88
PCT200X300	300	1.5	2.93	1.2	1.04
PCT200X350	350	2.0	4.17	1.5	1.50
PCT200X400	400	2.0	4.44	1.5	1.71
PCT200X450	450	2.0	4.72	1.5	1.91
PCT200X500	500	2.0	4.99	1.5	2.11
PCT200X550	550	2.3	6.05	2.0	3.09
PCT200X600	600	2.3	6.36	2.0	3.36
PCT200X650	650	2.3	6.67	2.0	3.63
PCT200X700	700	2.3	6.98	2.0	3.90
PCT200X750	750	2.3	7.29	2.0	4.17
PCT200X800	800	2.3	7.60	2.0	4.44
PCT200X850	850	2.5	8.60	2.3	5.42
PCT200X900	900	2.5	8.94	2.3	5.73
PCT200X950	950	2.5	9.28	2.3	6.05
PCT200X1000	1000	2.5	9.62	2.3	6.36

◆ **Tray Height:** 200mm
◆ **Length:** 2000mm

Note: Perforation patterns depicted are indicative only and subject to customization. Final order drawings shall prevail.

Horizontal 90° Bend

GI AL HDG PC S304 S316



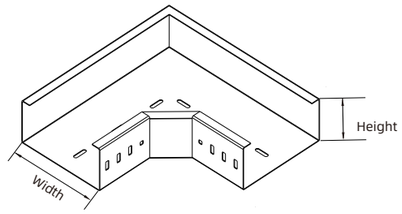

Note: Perforation patterns depicted are indicative only and subject to customization. Final order drawings shall prevail.

Part Number (Height 200mm)	Width (mm)	Tray Thickness (mm)		Tray Weight (kg/pc)		Cover Thickness (mm)		Cover Weight (kg/pc)	
		Steel	Aluminum	Steel	Aluminum	Steel	Aluminum	Steel	Aluminum
PCT200X200-ELB90	200	1.2	1.5	3.00	1.35	1.0	1.2	0.96	0.41
PCT200X250-ELB90	250	1.2	1.5	3.56	1.60	1.0	1.2	1.27	0.55
PCT200X300-ELB90	300	1.2	1.5	4.17	1.87	1.0	1.2	1.62	0.70
PCT200X350-ELB90	350	1.5	2.0	6.03	2.89	1.2	1.5	2.41	1.08
PCT200X400-ELB90	400	1.5	2.0	6.91	3.31	1.2	1.5	2.92	1.31
PCT200X450-ELB90	450	1.5	2.0	7.84	3.76	1.2	1.5	3.49	1.57
PCT200X500-ELB90	500	1.5	2.0	8.84	4.23	1.2	1.5	4.09	1.84
PCT200X550-ELB90	550	2.0	2.3	13.19	5.45	1.5	2.0	5.93	2.84
PCT200X600-ELB90	600	2.0	2.3	14.67	6.06	1.5	2.0	6.81	3.26
PCT200X650-ELB90	650	2.0	2.3	16.23	6.71	1.5	2.0	7.75	3.71
PCT200X700-ELB90	700	2.0	2.3	17.87	7.38	1.5	2.0	8.74	4.19
PCT200X750-ELB90	750	2.0	2.3	19.59	8.09	1.5	2.0	9.80	4.69
PCT200X800-ELB90	800	2.0	2.3	21.39	8.84	1.5	2.0	10.91	5.23
PCT200X850-ELB90	850	2.3	2.5	26.76	10.45	2.0	2.3	16.11	6.65
PCT200X900-ELB90	900	2.3	2.5	29.01	11.33	2.0	2.3	17.75	7.33
PCT200X950-ELB90	950	2.3	2.5	31.34	12.24	2.0	2.3	19.47	8.04
PCT200X1000-ELB90	1000	2.3	2.5	33.77	13.19	2.0	2.3	21.27	8.79

PCT200 Series

Perforated Cable Tray

Horizontal Tee

GI AL HDG PC S304 S316

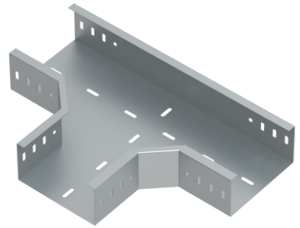

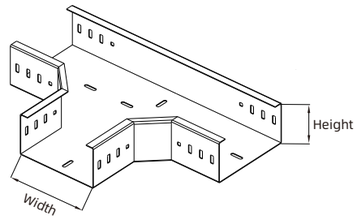

Note: Perforation patterns depicted are indicative only and subject to customization. Final order drawings shall prevail.

Part Number (Height 200mm)	Width (mm)	Tray Thickness (mm)		Tray Weight (kg/pc)		Cover Thickness (mm)		Cover Weight (kg/pc)	
		Steel	Aluminum	Steel	Aluminum	Steel	Aluminum	Steel	Aluminum
PCT200X200-TEE	200	1.2	1.5	3.53	1.59	1.0	1.2	1.34	0.58
PCT200X250-TEE	250	1.2	1.5	4.08	1.83	1.0	1.2	1.72	0.74
PCT200X300-TEE	300	1.2	1.5	4.67	2.10	1.0	1.2	2.14	0.92
PCT200X350-TEE	350	1.5	2.0	6.64	3.18	1.2	1.5	3.11	1.40
PCT200X400-TEE	400	1.5	2.0	7.50	3.59	1.2	1.5	3.70	1.66
PCT200X450-TEE	450	1.5	2.0	8.42	4.03	1.2	1.5	4.34	1.95
PCT200X500-TEE	500	1.5	2.0	9.40	4.50	1.2	1.5	5.03	2.26
PCT200X550-TEE	550	2.0	2.3	13.91	5.75	1.5	2.0	7.21	3.45
PCT200X600-TEE	600	2.0	2.3	15.37	6.35	1.5	2.0	8.18	3.92
PCT200X650-TEE	650	2.0	2.3	16.91	6.99	1.5	2.0	9.22	4.42
PCT200X700-TEE	700	2.0	2.3	18.53	7.65	1.5	2.0	10.31	4.94
PCT200X750-TEE	750	2.0	2.3	20.22	8.35	1.5	2.0	11.47	5.49
PCT200X800-TEE	800	2.0	2.3	22.00	9.09	1.5	2.0	12.68	6.07
PCT200X850-TEE	850	2.3	2.5	27.43	10.71	2.0	2.3	18.60	7.69
PCT200X900-TEE	900	2.3	2.5	29.65	11.58	2.0	2.3	20.38	8.42
PCT200X950-TEE	950	2.3	2.5	31.96	12.48	2.0	2.3	22.23	9.18
PCT200X1000-TEE	1000	2.3	2.5	34.36	13.42	2.0	2.3	24.16	9.98

Horizontal Cross

GI AL HDG PC S304 S316



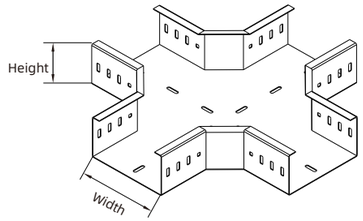

Note: Perforation patterns depicted are indicative only and subject to customization. Final order drawings shall prevail.

Part Number (Height 200mm)	Width (mm)	Tray Thickness (mm)		Tray Weight (kg/pc)		Cover Thickness (mm)		Cover Weight (kg/pc)	
		Steel	Aluminum	Steel	Aluminum	Steel	Aluminum	Steel	Aluminum
PCT200X200-CRS	200	1.2	1.5	4.01	1.80	1.0	1.2	1.84	0.79
PCT200X250-CRS	250	1.2	1.5	4.55	2.04	1.0	1.2	2.28	0.98
PCT200X300-CRS	300	1.2	1.5	5.12	2.30	1.0	1.2	2.76	1.19
PCT200X350-CRS	350	1.5	2.0	7.19	3.44	1.2	1.5	3.94	1.77
PCT200X400-CRS	400	1.5	2.0	8.03	3.85	1.2	1.5	4.62	2.07
PCT200X450-CRS	450	1.5	2.0	8.93	4.28	1.2	1.5	5.34	2.40
PCT200X500-CRS	500	1.5	2.0	9.89	4.74	1.2	1.5	6.10	2.74
PCT200X550-CRS	550	2.0	2.3	14.55	6.01	1.5	2.0	8.65	4.14
PCT200X600-CRS	600	2.0	2.3	15.98	6.60	1.5	2.0	9.73	4.66
PCT200X650-CRS	650	2.0	2.3	17.50	7.23	1.5	2.0	10.86	5.20
PCT200X700-CRS	700	2.0	2.3	19.09	7.89	1.5	2.0	12.06	5.78
PCT200X750-CRS	750	2.0	2.3	20.76	8.58	1.5	2.0	13.31	6.38
PCT200X800-CRS	800	2.0	2.3	22.51	9.30	1.5	2.0	14.62	7.00
PCT200X850-CRS	850	2.3	2.5	27.99	10.93	2.0	2.3	21.33	8.81
PCT200X900-CRS	900	2.3	2.5	30.19	11.79	2.0	2.3	23.24	9.60
PCT200X950-CRS	950	2.3	2.5	32.47	12.68	2.0	2.3	25.22	10.42
PCT200X1000-CRS	1000	2.3	2.5	34.85	13.61	2.0	2.3	27.29	11.27

PCT200 Series

Perforated Cable Tray

Outside Riser

GI AL HDG PC S304 S316



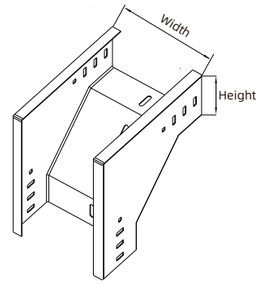

Note: Perforation patterns depicted are indicative only and subject to customization. Final order drawings shall prevail.

Part Number (Height 200mm)	Width (mm)	Tray Thickness (mm)		Tray Weight (kg/pc)		Cover Thickness (mm)		Cover Weight (kg/pc)	
		Steel	Aluminum	Steel	Aluminum	Steel	Aluminum	Steel	Aluminum
PCT200X200-ERS	200	1.2	1.5	3.00	1.35	1.0	1.2	0.96	0.41
PCT200X250-ERS	250	1.2	1.5	3.56	1.60	1.0	1.2	1.27	0.55
PCT200X300-ERS	300	1.2	1.5	4.17	1.87	1.0	1.2	1.62	0.70
PCT200X350-ERS	350	1.5	2.0	6.03	2.89	1.2	1.5	2.41	1.08
PCT200X400-ERS	400	1.5	2.0	6.91	3.31	1.2	1.5	2.92	1.31
PCT200X450-ERS	450	1.5	2.0	7.84	3.76	1.2	1.5	3.49	1.57
PCT200X500-ERS	500	1.5	2.0	8.84	4.23	1.2	1.5	4.09	1.84
PCT200X550-ERS	550	2.0	2.3	13.19	5.45	1.5	2.0	5.93	2.84
PCT200X600-ERS	600	2.0	2.3	14.67	6.06	1.5	2.0	6.81	3.26
PCT200X650-ERS	650	2.0	2.3	16.23	6.71	1.5	2.0	7.75	3.71
PCT200X700-ERS	700	2.0	2.3	17.87	7.38	1.5	2.0	8.74	4.19
PCT200X750-ERS	750	2.0	2.3	19.59	8.09	1.5	2.0	9.80	4.69
PCT200X800-ERS	800	2.0	2.3	21.39	8.84	1.5	2.0	10.91	5.23
PCT200X850-ERS	850	2.3	2.5	26.76	10.45	2.0	2.3	16.11	6.65
PCT200X900-ERS	900	2.3	2.5	29.01	11.33	2.0	2.3	17.75	7.33
PCT200X950-ERS	950	2.3	2.5	31.34	12.24	2.0	2.3	19.47	8.04
PCT200X1000-ERS	1000	2.3	2.5	33.77	13.19	2.0	2.3	21.27	8.79

Inside Riser

GI AL HDG PC S304 S316



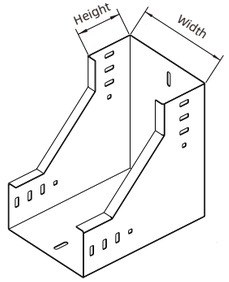

Note: Perforation patterns depicted are indicative only and subject to customization. Final order drawings shall prevail.

Part Number (Height 200mm)	Width (mm)	Tray Thickness (mm)		Tray Weight (kg/pc)		Cover Thickness (mm)		Cover Weight (kg/pc)	
		Steel	Aluminum	Steel	Aluminum	Steel	Aluminum	Steel	Aluminum
PCT200X200-IRS	200	1.2	1.5	3.00	1.35	1.0	1.2	0.96	0.41
PCT200X250-IRS	250	1.2	1.5	3.56	1.60	1.0	1.2	1.27	0.55
PCT200X300-IRS	300	1.2	1.5	4.17	1.87	1.0	1.2	1.62	0.70
PCT200X350-IRS	350	1.5	2.0	6.03	2.89	1.2	1.5	2.41	1.08
PCT200X400-IRS	400	1.5	2.0	6.91	3.31	1.2	1.5	2.92	1.31
PCT200X450-IRS	450	1.5	2.0	7.84	3.76	1.2	1.5	3.49	1.57
PCT200X500-IRS	500	1.5	2.0	8.84	4.23	1.2	1.5	4.09	1.84
PCT200X550-IRS	550	2.0	2.3	13.19	5.45	1.5	2.0	5.93	2.84
PCT200X600-IRS	600	2.0	2.3	14.67	6.06	1.5	2.0	6.81	3.26
PCT200X650-IRS	650	2.0	2.3	16.23	6.71	1.5	2.0	7.75	3.71
PCT200X700-IRS	700	2.0	2.3	17.87	7.38	1.5	2.0	8.74	4.19
PCT200X750-IRS	750	2.0	2.3	19.59	8.09	1.5	2.0	9.80	4.69
PCT200X800-IRS	800	2.0	2.3	21.39	8.84	1.5	2.0	10.91	5.23
PCT200X850-IRS	850	2.3	2.5	26.76	10.45	2.0	2.3	16.11	6.65
PCT200X900-IRS	900	2.3	2.5	29.01	11.33	2.0	2.3	17.75	7.33
PCT200X950-IRS	950	2.3	2.5	31.34	12.24	2.0	2.3	19.47	8.04
PCT200X1000-IRS	1000	2.3	2.5	33.77	13.19	2.0	2.3	21.27	8.79

PCT200 Series

Perforated Cable Tray

Vertical Tee (Up)

GI AL HDG PC S304 S316



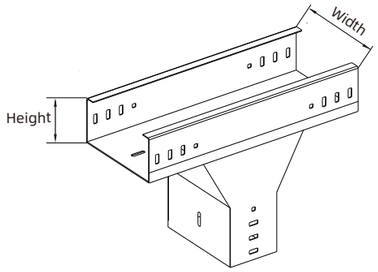

Note: Perforation patterns depicted are indicative only and subject to customization. Final order drawings shall prevail.

Part Number (Height 200mm)	Width (mm)	Tray Thickness (mm)		Tray Weight (kg/pc)		Cover Thickness (mm)		Cover Weight (kg/pc)	
		Steel	Aluminum	Steel	Aluminum	Steel	Aluminum	Steel	Aluminum
PCT200X200-VERTICALTEE	200	1.2	1.5	3.53	1.59	1.0	1.2	1.34	0.58
PCT200X250-VERTICALTEE	250	1.2	1.5	4.08	1.83	1.0	1.2	1.72	0.74
PCT200X300-VERTICALTEE	300	1.2	1.5	4.67	2.10	1.0	1.2	2.14	0.92
PCT200X350-VERTICALTEE	350	1.5	2.0	6.64	3.18	1.2	1.5	3.11	1.40
PCT200X400-VERTICALTEE	400	1.5	2.0	7.50	3.59	1.2	1.5	3.70	1.66
PCT200X450-VERTICALTEE	450	1.5	2.0	8.42	4.03	1.2	1.5	4.34	1.95
PCT200X500-VERTICALTEE	500	1.5	2.0	9.40	4.50	1.2	1.5	5.03	2.26
PCT200X550-VERTICALTEE	550	2.0	2.3	13.91	5.75	1.5	2.0	7.21	3.45
PCT200X600-VERTICALTEE	600	2.0	2.3	15.37	6.35	1.5	2.0	8.18	3.92
PCT200X650-VERTICALTEE	650	2.0	2.3	16.91	6.99	1.5	2.0	9.22	4.42
PCT200X700-VERTICALTEE	700	2.0	2.3	18.53	7.65	1.5	2.0	10.31	4.94
PCT200X750-VERTICALTEE	750	2.0	2.3	20.22	8.35	1.5	2.0	11.47	5.49
PCT200X800-VERTICALTEE	800	2.0	2.3	22.00	9.09	1.5	2.0	12.68	6.07
PCT200X850-VERTICALTEE	850	2.3	2.5	27.43	10.71	2.0	2.3	18.60	7.69
PCT200X900-VERTICALTEE	900	2.3	2.5	29.65	11.58	2.0	2.3	20.38	8.42
PCT200X950-VERTICALTEE	950	2.3	2.5	31.96	12.48	2.0	2.3	22.23	9.18
PCT200X1000-VERTICALTEE	1000	2.3	2.5	34.36	13.42	2.0	2.3	24.16	9.98

Vertical Tee (Down)

GI AL HDG PC S304 S316



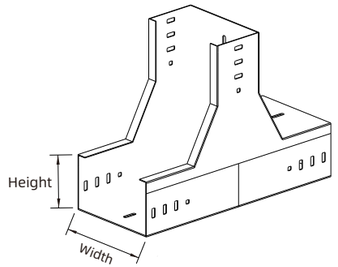

Note: Perforation patterns depicted are indicative only and subject to customization. Final order drawings shall prevail.

Part Number (Height 200mm)	Width (mm)	Tray Thickness (mm)		Tray Weight (kg/pc)		Cover Thickness (mm)		Cover Weight (kg/pc)	
		Steel	Aluminum	Steel	Aluminum	Steel	Aluminum	Steel	Aluminum
PCT200X200-LVETEE	200	1.2	1.5	3.53	1.59	1.0	1.2	1.34	0.58
PCT200X250-LVETEE	250	1.2	1.5	4.08	1.83	1.0	1.2	1.72	0.74
PCT200X300-LVETEE	300	1.2	1.5	4.67	2.10	1.0	1.2	2.14	0.92
PCT200X350-LVETEE	350	1.5	2.0	6.64	3.18	1.2	1.5	3.11	1.40
PCT200X400-LVETEE	400	1.5	2.0	7.50	3.59	1.2	1.5	3.70	1.66
PCT200X450-LVETEE	450	1.5	2.0	8.42	4.03	1.2	1.5	4.34	1.95
PCT200X500-LVETEE	500	1.5	2.0	9.40	4.50	1.2	1.5	5.03	2.26
PCT200X550-LVETEE	550	2.0	2.3	13.91	5.75	1.5	2.0	7.21	3.45
PCT200X600-LVETEE	600	2.0	2.3	15.37	6.35	1.5	2.0	8.18	3.92
PCT200X650-LVETEE	650	2.0	2.3	16.91	6.99	1.5	2.0	9.22	4.42
PCT200X700-LVETEE	700	2.0	2.3	18.53	7.65	1.5	2.0	10.31	4.94
PCT200X750-LVETEE	750	2.0	2.3	20.22	8.35	1.5	2.0	11.47	5.49
PCT200X800-LVETEE	800	2.0	2.3	22.00	9.09	1.5	2.0	12.68	6.07
PCT200X850-LVETEE	850	2.3	2.5	27.43	10.71	2.0	2.3	18.60	7.69
PCT200X900-LVETEE	900	2.3	2.5	29.65	11.58	2.0	2.3	20.38	8.42
PCT200X950-LVETEE	950	2.3	2.5	31.96	12.48	2.0	2.3	22.23	9.18
PCT200X1000-LVETEE	1000	2.3	2.5	34.36	13.42	2.0	2.3	24.16	9.98

PCT200 Series

Perforated Cable Tray

Reducer

GI AL HDG PC S304 S316



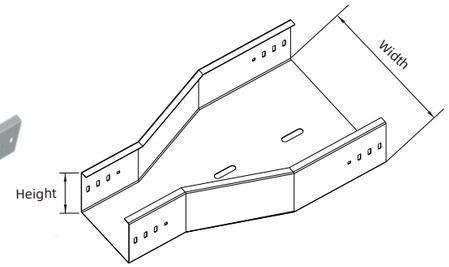

Note: Perforation patterns depicted are indicative only and subject to customization. Final order drawings shall prevail.

Part Number (Height 200mm)	Width (mm)	Tray Thickness (mm)		Tray Weight (kg/pc)		Cover Thickness (mm)		Cover Weight (kg/pc)	
		Steel	Aluminum	Steel	Aluminum	Steel	Aluminum	Steel	Aluminum
PCT200X200-RDC	200	1.2	1.5	2.13	0.96	1.0	1.2	0.64	0.28
PCT200X250-RDC	250	1.2	1.5	2.45	1.10	1.0	1.2	0.91	0.39
PCT200X300-RDC	300	1.2	1.5	2.83	1.27	1.0	1.2	1.22	0.53
PCT200X350-RDC	350	1.5	2.0	4.06	1.94	1.2	1.5	1.89	0.85
PCT200X400-RDC	400	1.5	2.0	4.64	2.22	1.2	1.5	2.36	1.06
PCT200X450-RDC	450	1.5	2.0	5.28	2.53	1.2	1.5	2.87	1.29
PCT200X500-RDC	500	1.5	2.0	5.98	2.87	1.2	1.5	3.43	1.54
PCT200X550-RDC	550	2.0	2.3	8.99	3.71	1.5	2.0	5.05	2.42
PCT200X600-RDC	600	2.0	2.3	10.08	4.16	1.5	2.0	5.86	2.81
PCT200X650-RDC	650	2.0	2.3	11.25	4.65	1.5	2.0	6.74	3.23
PCT200X700-RDC	700	2.0	2.3	12.50	5.16	1.5	2.0	7.68	3.68
PCT200X750-RDC	750	2.0	2.3	13.82	5.71	1.5	2.0	8.67	4.15
PCT200X800-RDC	800	2.0	2.3	15.23	6.29	1.5	2.0	9.73	4.66
PCT200X850-RDC	850	2.3	2.5	19.22	7.50	2.0	2.3	14.45	5.97
PCT200X900-RDC	900	2.3	2.5	21.02	8.21	2.0	2.3	16.01	6.62
PCT200X950-RDC	950	2.3	2.5	22.90	8.94	2.0	2.3	17.65	7.29
PCT200X1000-RDC	1000	2.3	2.5	24.88	9.71	2.0	2.3	19.37	8.00

PCT250 Steel

GI AL HDG PC S304 S316

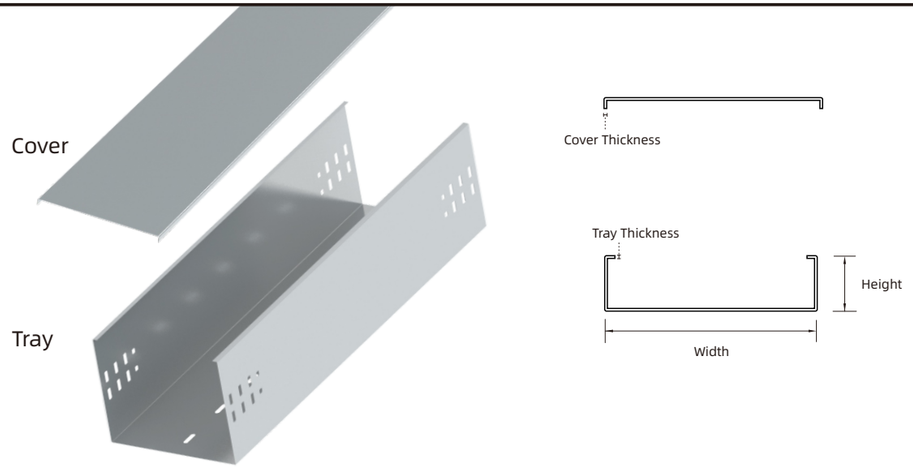

Note: Perforation patterns depicted are indicative only and subject to customization. Final order drawings shall prevail.

Part Number (Height 250mm)	Width (mm)	Tray Thickness (mm)	Tray Weight (kg/m)	Cover Thickness (mm)	Cover Weight (kg/m)
PCT250X250	250	1.2	7.25	1.0	2.12
PCT250X300	300	1.2	7.72	1.0	2.51
PCT250X350	350	1.5	10.24	1.2	3.48
PCT250X400	400	1.5	10.83	1.2	3.95
PCT250X450	450	1.5	11.42	1.2	4.42
PCT250X500	500	1.5	12.01	1.2	4.89
PCT250X550	550	2.0	16.80	1.5	6.71
PCT250X600	600	2.0	17.58	1.5	7.30
PCT250X650	650	2.0	18.37	1.5	7.88
PCT250X700	700	2.0	19.15	1.5	8.47
PCT250X750	750	2.0	19.94	1.5	9.06
PCT250X800	800	2.0	20.72	1.5	9.65
PCT250X850	850	2.3	24.74	2.0	13.65
PCT250X900	900	2.3	25.64	2.0	14.44

- **Tray Height:** 250mm
- **Length:** 2000mm

PCT250 Series

Perforated Cable Tray

PCT250 Aluminum

GI AL HDG PC S304 S316

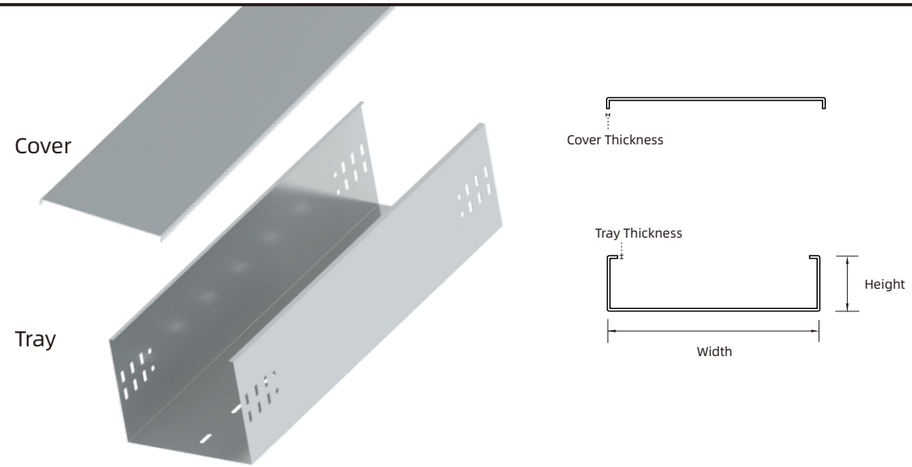

Note: Perforation patterns depicted are indicative only and subject to customization. Final order drawings shall prevail.

Part Number (Height 250mm)	Width (mm)	Tray Thickness (mm)	Tray Weight (kg/m)	Cover Thickness (mm)	Cover Weight (kg/m)
PCT250X250	250	1.5	3.13	1.2	0.88
PCT250X300	300	1.5	3.33	1.2	1.04
PCT250X350	350	2.0	4.72	1.5	1.50
PCT250X400	400	2.0	4.99	1.5	1.71
PCT250X450	450	2.0	5.26	1.5	1.91
PCT250X500	500	2.0	5.53	1.5	2.11
PCT250X550	550	2.3	6.67	2.0	3.09
PCT250X600	600	2.3	6.98	2.0	3.36
PCT250X650	650	2.3	7.29	2.0	3.63
PCT250X700	700	2.3	7.60	2.0	3.90
PCT250X750	750	2.3	7.92	2.0	4.17
PCT250X800	800	2.3	8.23	2.0	4.44
PCT250X850	850	2.5	9.28	2.3	5.42
PCT250X900	900	2.5	9.62	2.3	5.73

- **Tray Height:** 250mm
- **Length:** 2000mm

Horizontal 90° Bend

GI AL HDG PC S304 S316



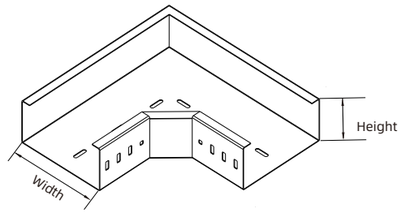

Note: Perforation patterns depicted are indicative only and subject to customization. Final order drawings shall prevail.

Part Number (Height 250mm)	Width (mm)	Tray Thickness (mm)		Tray Weight (kg/pc)		Cover Thickness (mm)		Cover Weight (kg/pc)	
		Steel	Aluminum	Steel	Aluminum	Steel	Aluminum	Steel	Aluminum
PCT250X250-ELB90	250	1.2	1.5	4.07	1.83	1.0	1.2	1.27	0.55
PCT250X300-ELB90	300	1.2	1.5	4.72	2.12	1.0	1.2	1.62	0.70
PCT250X350-ELB90	350	1.5	2.0	6.78	3.25	1.2	1.5	2.41	1.08
PCT250X400-ELB90	400	1.5	2.0	7.72	3.70	1.2	1.5	2.92	1.31
PCT250X450-ELB90	450	1.5	2.0	8.71	4.17	1.2	1.5	3.49	1.57
PCT250X500-ELB90	500	1.5	2.0	9.77	4.68	1.2	1.5	4.09	1.84
PCT250X550-ELB90	550	2.0	2.3	14.51	5.99	1.5	2.0	5.93	2.84
PCT250X600-ELB90	600	2.0	2.3	16.07	6.64	1.5	2.0	6.81	3.26
PCT250X650-ELB90	650	2.0	2.3	17.71	7.32	1.5	2.0	7.75	3.71
PCT250X700-ELB90	700	2.0	2.3	19.43	8.03	1.5	2.0	8.74	4.19
PCT250X750-ELB90	750	2.0	2.3	21.23	8.77	1.5	2.0	9.80	4.69
PCT250X800-ELB90	800	2.0	2.3	23.10	9.54	1.5	2.0	10.91	5.23
PCT250X850-ELB90	850	2.3	2.5	28.82	11.25	2.0	2.3	16.11	6.65
PCT250X900-ELB90	900	2.3	2.5	31.15	12.16	2.0	2.3	17.75	7.33

PCT250 Series

Perforated Cable Tray

Horizontal Tee

GI AL HDG PC S304 S316

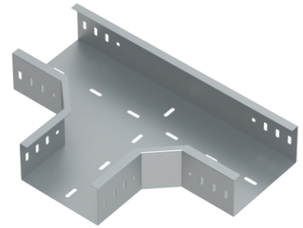

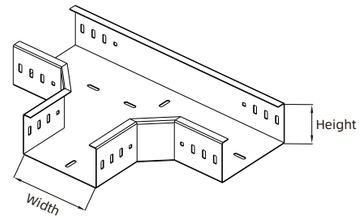

Note: Perforation patterns depicted are indicative only and subject to customization. Final order drawings shall prevail.

Part Number (Height 250mm)	Width (mm)	Tray Thickness (mm)		Tray Weight (kg/pc)		Cover Thickness (mm)		Cover Weight (kg/pc)	
		Steel	Aluminum	Steel	Aluminum	Steel	Aluminum	Steel	Aluminum
PCT250X250-TEE	250	1.2	1.5	4.58	2.06	1.0	1.2	1.72	0.74
PCT250X300-TEE	300	1.2	1.5	5.20	2.33	1.0	1.2	2.14	0.92
PCT250X350-TEE	350	1.5	2.0	7.33	3.51	1.2	1.5	3.11	1.40
PCT250X400-TEE	400	1.5	2.0	8.22	3.94	1.2	1.5	3.70	1.66
PCT250X450-TEE	450	1.5	2.0	9.17	4.39	1.2	1.5	4.34	1.95
PCT250X500-TEE	500	1.5	2.0	10.17	4.87	1.2	1.5	5.03	2.26
PCT250X550-TEE	550	2.0	2.3	14.99	6.19	1.5	2.0	7.21	3.45
PCT250X600-TEE	600	2.0	2.3	16.49	6.81	1.5	2.0	8.18	3.92
PCT250X650-TEE	650	2.0	2.3	18.06	7.46	1.5	2.0	9.22	4.42
PCT250X700-TEE	700	2.0	2.3	19.72	8.15	1.5	2.0	10.31	4.94
PCT250X750-TEE	750	2.0	2.3	21.45	8.86	1.5	2.0	11.47	5.49
PCT250X800-TEE	800	2.0	2.3	23.27	9.61	1.5	2.0	12.68	6.07
PCT250X850-TEE	850	2.3	2.5	28.93	11.30	2.0	2.3	18.60	7.69
PCT250X900-TEE	900	2.3	2.5	31.20	12.18	2.0	2.3	20.38	8.42

Horizontal Cross

GI AL HDG PC S304 S316



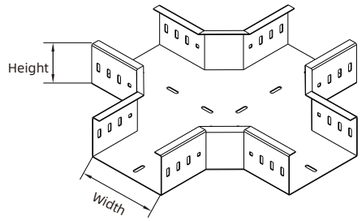

Note: Perforation patterns depicted are indicative only and subject to customization. Final order drawings shall prevail.

Part Number (Height 250mm)	Width (mm)	Tray Thickness (mm)		Tray Weight (kg/pc)		Cover Thickness (mm)		Cover Weight (kg/pc)	
		Steel	Aluminum	Steel	Aluminum	Steel	Aluminum	Steel	Aluminum
PCT250X250-CRS	250	1.2	1.5	5.00	2.24	1.0	1.2	2.28	0.98
PCT250X300-CRS	300	1.2	1.5	5.58	2.50	1.0	1.2	2.76	1.19
PCT250X350-CRS	350	1.5	2.0	7.75	3.71	1.2	1.5	3.94	1.77
PCT250X400-CRS	400	1.5	2.0	8.60	4.12	1.2	1.5	4.62	2.07
PCT250X450-CRS	450	1.5	2.0	9.50	4.55	1.2	1.5	5.34	2.40
PCT250X500-CRS	500	1.5	2.0	10.46	5.01	1.2	1.5	6.10	2.74
PCT250X550-CRS	550	2.0	2.3	15.30	6.32	1.5	2.0	8.65	4.14
PCT250X600-CRS	600	2.0	2.3	16.74	6.91	1.5	2.0	9.73	4.66
PCT250X650-CRS	650	2.0	2.3	18.25	7.54	1.5	2.0	10.86	5.20
PCT250X700-CRS	700	2.0	2.3	19.84	8.20	1.5	2.0	12.06	5.78
PCT250X750-CRS	750	2.0	2.3	21.52	8.89	1.5	2.0	13.31	6.38
PCT250X800-CRS	800	2.0	2.3	23.27	9.61	1.5	2.0	14.62	7.00
PCT250X850-CRS	850	2.3	2.5	28.86	11.27	2.0	2.3	21.33	8.81
PCT250X900-CRS	900	2.3	2.5	31.05	12.13	2.0	2.3	23.24	9.60

PCT250 Series

Perforated Cable Tray

Outside Riser

GI AL HDG PC S304 S316



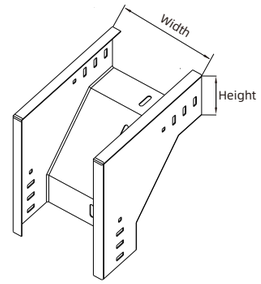

Note: Perforation patterns depicted are indicative only and subject to customization. Final order drawings shall prevail.

Part Number (Height 250mm)	Width (mm)	Tray Thickness (mm)		Tray Weight (kg/pc)		Cover Thickness (mm)		Cover Weight (kg/pc)	
		Steel	Aluminum	Steel	Aluminum	Steel	Aluminum	Steel	Aluminum
PCT250X250-ERS	250	1.2	1.5	4.07	1.83	1.0	1.2	1.27	0.55
PCT250X300-ERS	300	1.2	1.5	4.72	2.12	1.0	1.2	1.62	0.70
PCT250X350-ERS	350	1.5	2.0	6.78	3.25	1.2	1.5	2.41	1.08
PCT250X400-ERS	400	1.5	2.0	7.72	3.70	1.2	1.5	2.92	1.31
PCT250X450-ERS	450	1.5	2.0	8.71	4.17	1.2	1.5	3.49	1.57
PCT250X500-ERS	500	1.5	2.0	9.77	4.68	1.2	1.5	4.09	1.84
PCT250X550-ERS	550	2.0	2.3	14.51	5.99	1.5	2.0	5.93	2.84
PCT250X600-ERS	600	2.0	2.3	16.07	6.64	1.5	2.0	6.81	3.26
PCT250X650-ERS	650	2.0	2.3	17.71	7.32	1.5	2.0	7.75	3.71
PCT250X700-ERS	700	2.0	2.3	19.43	8.03	1.5	2.0	8.74	4.19
PCT250X750-ERS	750	2.0	2.3	21.23	8.77	1.5	2.0	9.80	4.69
PCT250X800-ERS	800	2.0	2.3	23.10	9.54	1.5	2.0	10.91	5.23
PCT250X850-ERS	850	2.3	2.5	28.82	11.25	2.0	2.3	16.11	6.65
PCT250X900-ERS	900	2.3	2.5	31.15	12.16	2.0	2.3	17.75	7.33

Inside Riser

GI AL HDG PC S304 S316



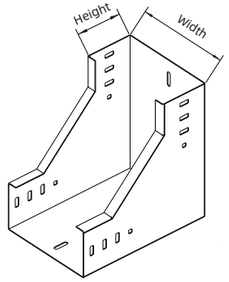

Note: Perforation patterns depicted are indicative only and subject to customization. Final order drawings shall prevail.

Part Number (Height 250mm)	Width (mm)	Tray Thickness (mm)		Tray Weight (kg/pc)		Cover Thickness (mm)		Cover Weight (kg/pc)	
		Steel	Aluminum	Steel	Aluminum	Steel	Aluminum	Steel	Aluminum
PCT250X250-IRS	250	1.2	1.5	4.07	1.83	1.0	1.2	1.27	0.55
PCT250X300-IRS	300	1.2	1.5	4.72	2.12	1.0	1.2	1.62	0.70
PCT250X350-IRS	350	1.5	2.0	6.78	3.25	1.2	1.5	2.41	1.08
PCT250X400-IRS	400	1.5	2.0	7.72	3.70	1.2	1.5	2.92	1.31
PCT250X450-IRS	450	1.5	2.0	8.71	4.17	1.2	1.5	3.49	1.57
PCT250X500-IRS	500	1.5	2.0	9.77	4.68	1.2	1.5	4.09	1.84
PCT250X550-IRS	550	2.0	2.3	14.51	5.99	1.5	2.0	5.93	2.84
PCT250X600-IRS	600	2.0	2.3	16.07	6.64	1.5	2.0	6.81	3.26
PCT250X650-IRS	650	2.0	2.3	17.71	7.32	1.5	2.0	7.75	3.71
PCT250X700-IRS	700	2.0	2.3	19.43	8.03	1.5	2.0	8.74	4.19
PCT250X750-IRS	750	2.0	2.3	21.23	8.77	1.5	2.0	9.80	4.69
PCT250X800-IRS	800	2.0	2.3	23.10	9.54	1.5	2.0	10.91	5.23
PCT250X850-IRS	850	2.3	2.5	28.82	11.25	2.0	2.3	16.11	6.65
PCT250X900-IRS	900	2.3	2.5	31.15	12.16	2.0	2.3	17.75	7.33

PCT250 Series

Perforated Cable Tray

Vertical Tee (Up)

GI AL HDG PC S304 S316



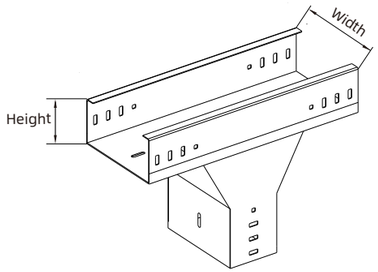

Note: Perforation patterns depicted are indicative only and subject to customization. Final order drawings shall prevail.

Part Number (Height 250mm)	Width (mm)	Tray Thickness (mm)		Tray Weight (kg/pc)		Cover Thickness (mm)		Cover Weight (kg/pc)	
		Steel	Aluminum	Steel	Aluminum	Steel	Aluminum	Steel	Aluminum
PCT250X250-VERTICALTEE	250	1.2	1.5	4.58	2.06	1.0	1.2	1.72	0.74
PCT250X300-VERTICALTEE	300	1.2	1.5	5.20	2.33	1.0	1.2	2.14	0.92
PCT250X350-VERTICALTEE	350	1.5	2.0	7.33	3.51	1.2	1.5	3.11	1.40
PCT250X400-VERTICALTEE	400	1.5	2.0	8.22	3.94	1.2	1.5	3.70	1.66
PCT250X450-VERTICALTEE	450	1.5	2.0	9.17	4.39	1.2	1.5	4.34	1.95
PCT250X500-VERTICALTEE	500	1.5	2.0	10.17	4.87	1.2	1.5	5.03	2.26
PCT250X550-VERTICALTEE	550	2.0	2.3	14.99	6.19	1.5	2.0	7.21	3.45
PCT250X600-VERTICALTEE	600	2.0	2.3	16.49	6.81	1.5	2.0	8.18	3.92
PCT250X650-VERTICALTEE	650	2.0	2.3	18.06	7.46	1.5	2.0	9.22	4.42
PCT250X700-VERTICALTEE	700	2.0	2.3	19.72	8.15	1.5	2.0	10.31	4.94
PCT250X750-VERTICALTEE	750	2.0	2.3	21.45	8.86	1.5	2.0	11.47	5.49
PCT250X800-VERTICALTEE	800	2.0	2.3	23.27	9.61	1.5	2.0	12.68	6.07
PCT250X850-VERTICALTEE	850	2.3	2.5	28.93	11.30	2.0	2.3	18.60	7.69
PCT250X900-VERTICALTEE	900	2.3	2.5	31.20	12.18	2.0	2.3	20.38	8.42

Vertical Tee (Down)

GI AL HDG PC S304 S316



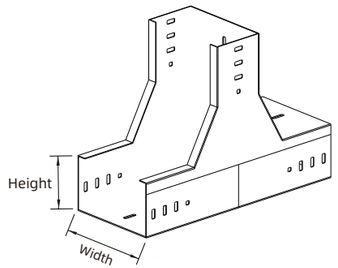

Note: Perforation patterns depicted are indicative only and subject to customization. Final order drawings shall prevail.

Part Number (Height 250mm)	Width (mm)	Tray Thickness (mm)		Tray Weight (kg/pc)		Cover Thickness (mm)		Cover Weight (kg/pc)	
		Steel	Aluminum	Steel	Aluminum	Steel	Aluminum	Steel	Aluminum
PCT250X250-LVETEE	250	1.2	1.5	4.58	2.06	1.0	1.2	1.72	0.74
PCT250X300-LVETEE	300	1.2	1.5	5.20	2.33	1.0	1.2	2.14	0.92
PCT250X350-LVETEE	350	1.5	2.0	7.33	3.51	1.2	1.5	3.11	1.40
PCT250X400-LVETEE	400	1.5	2.0	8.22	3.94	1.2	1.5	3.70	1.66
PCT250X450-LVETEE	450	1.5	2.0	9.17	4.39	1.2	1.5	4.34	1.95
PCT250X500-LVETEE	500	1.5	2.0	10.17	4.87	1.2	1.5	5.03	2.26
PCT250X550-LVETEE	550	2.0	2.3	14.99	6.19	1.5	2.0	7.21	3.45
PCT250X600-LVETEE	600	2.0	2.3	16.49	6.81	1.5	2.0	8.18	3.92
PCT250X650-LVETEE	650	2.0	2.3	18.06	7.46	1.5	2.0	9.22	4.42
PCT250X700-LVETEE	700	2.0	2.3	19.72	8.15	1.5	2.0	10.31	4.94
PCT250X750-LVETEE	750	2.0	2.3	21.45	8.86	1.5	2.0	11.47	5.49
PCT250X800-LVETEE	800	2.0	2.3	23.27	9.61	1.5	2.0	12.68	6.07
PCT250X850-LVETEE	850	2.3	2.5	28.93	11.30	2.0	2.3	18.60	7.69
PCT250X900-LVETEE	900	2.3	2.5	31.20	12.18	2.0	2.3	20.38	8.42

PCT250 Series

Perforated Cable Tray

Reducer

GI AL HDG PC S304 S316



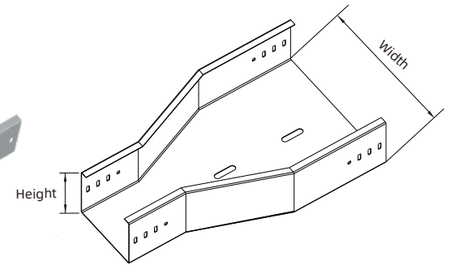

Note: Perforation patterns depicted are indicative only and subject to customization. Final order drawings shall prevail.

Part Number (Height 250mm)	Width (mm)	Tray Thickness (mm)		Tray Weight (kg/pc)		Cover Thickness (mm)		Cover Weight (kg/pc)	
		Steel	Aluminum	Steel	Aluminum	Steel	Aluminum	Steel	Aluminum
PCT250X250-RDC	250	1.2	1.5	2.79	1.25	1.0	1.2	0.91	0.39
PCT250X300-RDC	300	1.2	1.5	3.17	1.42	1.0	1.2	1.22	0.53
PCT250X350-RDC	350	1.5	2.0	4.48	2.15	1.2	1.5	1.89	0.85
PCT250X400-RDC	400	1.5	2.0	5.06	2.43	1.2	1.5	2.36	1.06
PCT250X450-RDC	450	1.5	2.0	5.70	2.73	1.2	1.5	2.87	1.29
PCT250X500-RDC	500	1.5	2.0	6.41	3.07	1.2	1.5	3.43	1.54
PCT250X550-RDC	550	2.0	2.3	9.55	3.95	1.5	2.0	5.05	2.42
PCT250X600-RDC	600	2.0	2.3	10.64	4.40	1.5	2.0	5.86	2.81
PCT250X650-RDC	650	2.0	2.3	11.81	4.88	1.5	2.0	6.74	3.23
PCT250X700-RDC	700	2.0	2.3	13.06	5.40	1.5	2.0	7.68	3.68
PCT250X750-RDC	750	2.0	2.3	14.39	5.94	1.5	2.0	8.67	4.15
PCT250X800-RDC	800	2.0	2.3	15.79	6.52	1.5	2.0	9.73	4.66
PCT250X850-RDC	850	2.3	2.5	19.87	7.76	2.0	2.3	14.45	5.97
PCT250X900-RDC	900	2.3	2.5	21.67	8.46	2.0	2.3	16.01	6.62

Other Bends

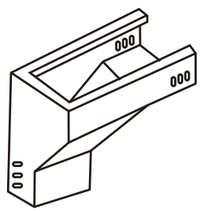

Left Upper Bend

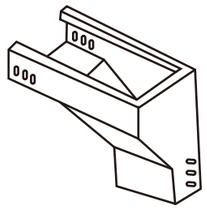

Right Upper Bend

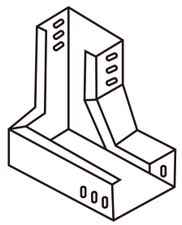

Left Lower Bend

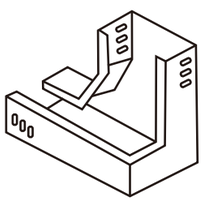

Right Lower Bend

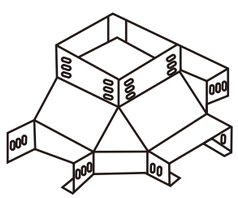

Vertical Cross (Up)

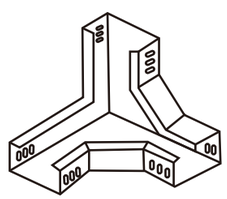

Vertical Tee
(Down Corner)

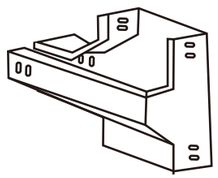

Vertical Tee (Left)

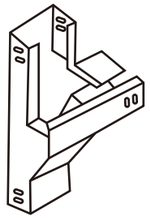

Vertical Tee (Right)

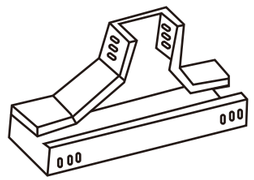

Vertical Tee
(Lower Side)

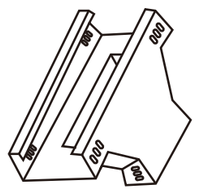

Vertical Tee
(Upper Side)

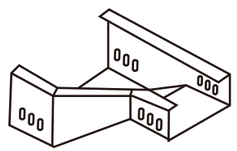

Reducer

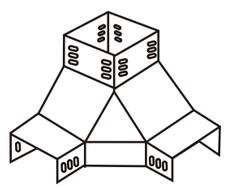

Vertical Tee
(Upper Corner)

General Accessories

End Cap

GI AL HDG PC S304 S316

Part Number	Width (mm)	Height (mm)
CTPJ-TTR	50、75、100、150、200、250、300、350、400、450、500、550、600、650、700、750、800、850、900、950、1000	50、75、100、150、200、250

Note: Height 50mm-100mm is for one row of holes
Height 150mm-250mm is for two rows of holes

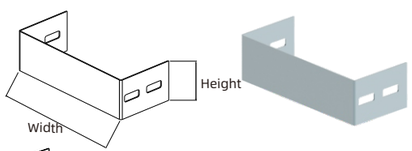



Height:50mm-100mm



Height:150mm-250mm

Straight Connector

GI AL HDG PC S304 S316

Part Number	Width (mm)	Height (mm)
CTPJ-ZL-50	200	50
CTPJ-ZL-75		75
CTPJ-ZL-100		100
CTPJ-ZL-150		150
CTPJ-ZL-200		200
CTPJ-ZL-250		250

Note: Height 50mm-100mm is for one row of holes
Height 150mm-250mm is for two rows of holes

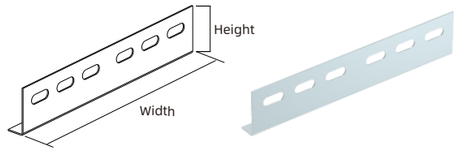

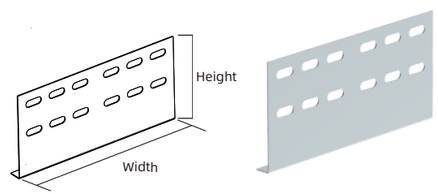



Height:50mm-100mm



Height:150mm-250mm

Cover Clip

GI AL HDG PC S304 S316

Part Number
CTPJ-CLP







Seven-Figure Clip

GI AL HDG PC S304 S316

Part Number	Height (mm)
CTPJ-SCLP-50	50
CTPJ-SCLP-75	75
CTPJ-SCLP-100	100
CTPJ-SCLP-150	150
CTPJ-SCLP-200	200

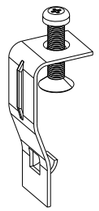





General Accessories

Perforated Cable Tray

Wall Bracket

GI AL HDG PC S304 S316

Part Number	Applicable Cable Tray Width (mm)
CTPJ-CRP-100	100
CTPJ-CRP-150	150
CTPJ-CRP-200	200
CTPJ-CRP-250	250
CTPJ-CRP-300	300
CTPJ-CRP-350	350
CTPJ-CRP-400	400
CTPJ-CRP-450	450
CTPJ-CRP-500	500
CTPJ-CRP-550	550
CTPJ-CRP-600	600
CTPJ-CRP-650	650
CTPJ-CRP-700	700
CTPJ-CRP-750	750
CTPJ-CRP-800	800
CTPJ-CRP-850	850
CTPJ-CRP-900	900
CTPJ-CRP-950	950
CTPJ-CRP-1000	1000

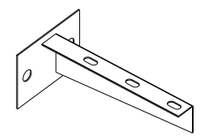





Ceiling Bracket

GI AL HDG PC S304 S316

Part Number	Applicable Cable Tray Width (mm)
CTPJ-BAR-100	100
CTPJ-BAR-150	150
CTPJ-BAR-200	200
CTPJ-BAR-250	250
CTPJ-BAR-300	300
CTPJ-BAR-350	350
CTPJ-BAR-400	400

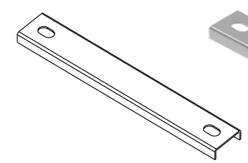



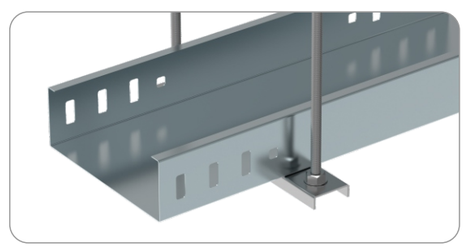

Hanging Frame

GI AL HDG PC S304 S316

Part Number	Width (mm)	Height (mm)
CTPJ-DK25x50	25	50
CTPJ-DK50x50	50	50
CTPJ-DK50x75	75	50
CTPJ-DK50x100	100	50
CTPJ-DK100x100	100	100

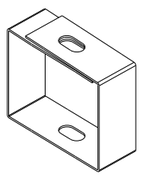





Floor Stand

GI AL HDG PC S304 S316

Part Number	Applicable Cable Tray Width (mm)
CTPJ-EFS50	50
CTPJ-EFS100	100
CTPJ-EFS150	150
CTPJ-EFS200	200
CTPJ-EFS250	250
CTPJ-EFS300	300
CTPJ-EFS400	400

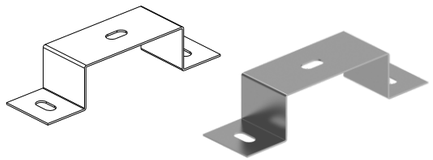



General Accessories

Perforated Cable Tray

Divider

GI AL HDG PC S304 S316

Part Number	Length (mm)	Height (mm)
CTPJ-DVR-50	3000	35
CTPJ-DVR-75		60
CTPJ-DVR-100		85
CTPJ-DVR-150		135
CTPJ-DVR-200		185

